

Multilayer Chip Ceramic Inductor 叠层片式陶瓷电感

FEATURES 特点

- Monolithic construction yields high reliability
独石结构, 高可靠性
- High self-resonant frequency 高自谐振频率
- Excellent solderability and heat resistance for either flow or reflow soldering 良好的可焊性和耐焊性



APPLICATIONS 应用

- High frequency circuits of telecommunication. 通讯产品的射频模块
- Mobile phones such as GSM, CDMA, PDC, etc. GSM、CDMA、PDC手机
- "Bluetooth" 蓝牙模块
- Other High frequency circuits in general 其它高频线路应用中

Product Identification 产品标识

MGCI 1608 H 10N J I - LF
① ② ③ ④ ⑤ ⑥ ⑦

① Series name 系列名称

② Dimension 产品尺寸 L×W: 【1608: 1.6mm×0.8mm】

③ Material code 材料代码

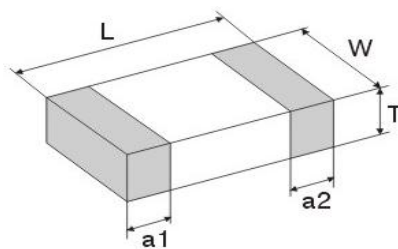
④ Inductance 电感量: 【3N3=3.3 nH 10N=10 nH R10=100 nH】

⑤ Tolerance of Inductance 电感量公差: 【S:±0.3nH D:±0.5nH J: ±5% K: ±10%】

⑥ Packing Style: 【 T: Taping 编带盘装 B: Bulk 散装】

⑦ Lead free products 无铅产品

Shapes And Dimensions 外形及尺寸示意图



Type 型号	Dimensions (mm) [inch]			
	L长	W宽	T高	a1, a2
0603 [0201]	0.60±0.05 [0.024±0.002]	0.30±0.05 [0.012±0.002]	0.30±0.05 [0.012±0.002]	0.10±0.20 [0.004~0.008]
1005 [0402]	1.00±0.15 [0.04±0.006]	0.50±0.15 [0.02±0.006]	0.50±0.15 [0.02±0.006]	0.25±0.10 [0.01±0.004]
1608 [0603]	1.60±0.15 [0.063±0.006]	0.80±0.15 [0.031±0.006]	0.80±0.15 [0.031±0.006]	0.30±0.20 [0.012±0.008]
2012 [0805]	2.00±0.20 [0.079±0.008]	1.25±0.20 [0.049±0.008]	0.85±0.20 [0.033±0.008]	0.50±0.30 [0.02±0.012]

Multilayer Chip Ceramic Inductor 叠层片式陶瓷电感

Electrical Characteristics 电气性能

MGCI 0603H (0201) Series

Part No.	L(nH)	L Test Freq. (MHz)	Q Min			SRF(MHz) Min.	DCR(Ω) Max.	I _r (mA) (max)
			100 MHz	800 MHz	1800 MHz			
MGCI0603H1N0 □	1.0	100	4	12	19	12000	0.20	300
MGCI0603H1N2 □	1.2	100	4	12	18	11000	0.22	300
MGCI0603H1N5 □	1.5	100	4	12	18	11000	0.24	300
MGCI0603H1N8 □	1.8	100	4	11	17	10000	0.27	300
MGCI0603H2N2 □	2.2	100	4	12	19	10000	0.30	300
MGCI0603H2N4 □	2.4	100	4	12	19	10000	0.30	300
MGCI0603H2N7 □	2.7	100	4	13	19	10000	0.35	300
MGCI0603H2N9 □	2.9	100	4	13	19	10000	0.35	300
MGCI0603H3N3 □	3.3	100	4	13	19	10000	0.40	200
MGCI0603H3N9 □	3.9	100	4	13	19	9000	0.45	200
MGC0603H4N7 □	4.7	100	5	13	19	8500	0.50	200
MGCI0603H5N6 □	5.6	100	5	12	18	8500	0.60	200
MGCI0603H6N2 □	6.2	100	5	13	19	6000	0.65	200
MGCI0603H6N8 □	6.8	100	5	13	19	6000	0.65	200
MGCI0603H7N5 □	7.5	100	5	13	19	6000	0.70	200
MGCI0603H8N2 □	8.2	100	5	13	19	6000	0.70	200
MGCI0603H9N1 □	9.1	100	5	13	18	5500	0.80	200
MGCI0603H10N □	10	100	5	13	18	5500	0.80	200
MGCI0603H12N □	12	100	5	12	18	5000	1.00	150
MGCI0603H15NJ □	15	100	5	12	17	4500	1.10	150
MGCI0603H18NJ □	18	100	5	12	16	4000	1.30	100
MGCI0603H22NJ □	22	100	5	12	16	3500	1.60	100
MGCI0603H27NJ □	27	100	5	12	15	3000	1.70	100
MGCI0603H33NJ □	33	100	5	11	14	2800	1.80	100
MGCI0603H39NJ □	39	100	5	11	-	1800	3.35	60
MGCI0603H47NJ □	47	100	5	11	-	1600	3.60	50
MGCI0603H56NJ □	56	100	5	11	-	1200	3.80	50
MGCI0603H68NJ □	68	100	5	11	-	1100	3.90	50
MGCI0603H82NJ □	82	100	5	11	-	1000	4.00	50

注：本 PDF 文件只提供了产品主要资料，因此在您希望订购或详细了解产品相关资料时，请及时联系麦捷科技以获得最新、最全的产品资料。

Multilayer Chip Ceramic Inductor 叠层片式陶瓷电感

MGCI 0603T(0201) Series

MG Part No.	L (nH)	Q min	L,Q Test Freq. (MHz)	Q 500 MHz Typ	Q 800 MHz Typ	Q 1800 MHz Typ	Q 2000 MHz Typ	Q 2400 MHz Typ	SRF(min) MHz	Rdc(MAX) (Ω)	Ir(mA) (max)
MGCI0603T0N6□	0.6	14	500	>24	>32	>54	>57	>65	10000	0.06	600
MGCI0603T1N0□	1.0	14	500	24	32	54	57	65	10000	0.08	520
MGCI0603T1N2□	1.2	14	500	19	25	43	44	52	10000	0.12	420
MGCI0603T1N5□	1.5	14	500	19	24	39	41	46	10000	0.12	420
MGCI0603T1N8□	1.8	14	500	19	24	39	41	46	10000	0.15	380
MGCI0603T2N2□	2.2	14	500	17	24	38	40	43	10000	0.25	290
MGCI0603T2N4□	2.4	14	500	17	23	36	38	42	10000	0.22	310
MGCI0603T2N7□	2.7	14	500	17	22	34	35	39	9200	0.22	310
MGCI0603T3N3□	3.3	14	500	18	23	34	36	40	8100	0.30	270
MGCI0603T3N6□	3.6	14	500	16	23	33	35	39	7700	0.38	240
MGCI0603T3N9□	3.9	14	500	16	22	33	35	38	7400	0.42	230
MGCI0603T4N3□	4.3	14	500	16	21	32	34	37	6800	0.44	220
MGCI0603T4N7□	4.7	14	500	16	22	33	35	38	6200	0.45	220
MGCI0603T5N1□	5.1	14	500	17	22	34	36	38	5900	0.46	210
MGCI0603T5N6□	5.6	14	500	16	21	33	34	37	5500	0.46	210
MGCI0603T6N2□	6.2	14	500	18	23	34	35	37	5100	0.48	210
MGCI0603T6N8□	6.8	14	500	17	22	32	33	35	4900	0.50	200
MGCI0603T7N5□	7.5	14	500	16	21	31	33	34	4700	0.50	200
MGCI0603T8N2□	8.2	14	500	16	21	31	32	34	4300	0.56	190
MGCI0603T9N1□	9.1	14	500	16	20	30	31	32	4100	0.72	170
MGCI0603T10N□	10	14	500	16	20	28	29	31	3800	0.80	160
MGCI0603T12N□	12	14	500	16	20	27	28	28	3400	0.80	160
MGCI0603T15N□	15	13	500	15	19	24	24	23	2600	0.85	160
MGCI0603T18N□	18	13	500	15	19	23	24	22	2300	1.00	140
MGCI0603T22N□	22	13	500	15	19	22	23	20	1900	1.20	130
MGCI0603T27N□	27	12	500	14	17	15	12	5	2000	1.50	100
MGCI0603T33N□	33	12	300	15	17	12	8	-	1700	1.70	100
MGCI0603T39N□	39	9	300	14	15	3	-	-	1500	2.50	80
MGCI0603T47N□	47	9	300	14	14	1	-	-	1300	2.70	80
MGCI0603T56N□	56	9	300	13	13	-	-	-	1200	3.20	60

注：本 PDF 文件只提供了产品主要资料，因此在您希望订购或详细了解产品相关资料时，请及时联系麦捷科技以获得最新、最全的产品资料。

Multilayer Chip Ceramic Inductor 叠层片式陶瓷电感

MGCI 1005 (0402) Series

Part No.	L(nH)	L Test Freq. (MHz)	Q Min			SRF(MHz) Min.	DCR(Ω) Max.	I _r (mA) (max)
			100 MHz	900 MHz	1800 MHz			
MGCI1005T1N0□	1.0	100	9	44	50	10000	0.08	400
MGCI1005T1N2□	1.2	100	9	44	50	10000	0.08	400
MGCI1005T1N5□	1.5	100	9	43	48	6000	0.10	400
MGCI1005T1N8□	1.8	100	9	35	45	6000	0.12	400
MGCI1005T2N2□	2.2	100	9	30	43	6000	0.12	400
MGCI1005T2N4□	2.4	100	9	30	43	6000	0.12	400
MGCI1005T2N7□	2.7	100	9	30	40	6000	0.13	400
MGCI1005T3N0□	3.0	100	9	30	40	6000	0.15	400
MGCI1005T3N3□	3.3	100	9	30	40	6000	0.15	400
MGCI1005T3N9□	3.9	100	9	30	41	4500	0.21	400
MGCI1005T4N3□	4.3	100	9	30	36	4500	0.21	300
MGCI1005T4N7□	4.7	100	9	29	38	4500	0.21	300
MGCI1005T5N1□	5.1	100	9	28	36	4000	0.23	300
MGCI1005T5N6□	5.6	100	9	25	32	4000	0.23	300
MGCI1005T6N2□	6.2	100	9	25	32	4000	0.25	300
MGCI1005T6N8□	6.8	100	9	25	33	4000	0.25	300
MGCI1005T7N5□	7.5	100	9	25	32	3600	0.35	300
MGCI1005T8N2□	8.2	100	9	25	32	3600	0.35	300
MGCI1005T9N1□	9.1	100	9	25	31	3200	0.42	300
MGCI1005T10N□	10	100	9	26	30	3200	0.42	300
MGCI1005T12N□	12	100	9	26	29	2800	0.50	300
MGCI1005T15N□	15	100	9	25	26	2500	0.60	300
MGCI1005T18N□	18	100	9	23	24	2200	0.80	300
MGCI1005T22N□	22	100	9	23	22	1900	0.85	300
MGCI1005T27N□	27	100	9	23		1600	1.00	300
MGCI1005T33N□	33	100	9	22		1300	1.00	200
MGCI1005T39N□	39	100	9	21		1200	1.30	200
MGCI1005T47N□	47	100	9	20		1000	1.50	200
MGCI1005T56N□	56	100	9	17		750	1.80	200
MGCI1005T68N□	68	100	9	15		750	1.95	180
MGCI1005T82N□	82	100	9			600	2.10	150
MGCI1005TR10□	100	100	9			600	2.50	150
MGCI1005TR12□	120	100	9			600	2.80	150
MGCI1005TR15□	150	100	8			550	2.35	150
MGCI1005TR18□	180	100	8			500	2.55	100
MGCI1005TR22□	220	100	8			450	2.65	100
MGCI1005TR27□	270	100	8			400	2.85	50
MGCI1005TR33□	330	50	8			350	3.00	50

注：本 PDF 文件只提供了产品主要资料，因此在您希望订购或详细了解产品相关资料时，请及时联系麦捷科技以获得最新、最全的产品资料。

Multilayer Chip Ceramic Inductor 叠层片式陶瓷电感

MGCI 1608 (0603) Series

Part No.	L (nH)	Q /min	L,Q Test Freq. (MHz)	SRF(MHz) /min	RDC(Ω) /max	Ir(mA) /max
MGCI1608H1N0□	1.0	8	100	>10000	0.05	500
MGCI1608H1N2□	1.2	8	100	>10000	0.05	500
MGCI1608H1N5□	1.5	8	100	>10000	0.10	500
MGCI1608H1N8□	1.8	8	100	>10000	0.10	500
MGCI1608H2N2□	2.2	8	100	10000	0.10	500
MGCI1608H2N7□	2.7	10	100	9000	0.10	500
MGCI1608H3N3□	3.3	10	100	8000	0.12	500
MGCI1608H3N9□	3.9	10	100	7000	0.14	500
MGCI1608H4N7□	4.7	10	100	5500	0.16	500
MGCI1608H5N6□	5.6	10	100	4500	0.18	500
MGCI1608H6N8□	6.8	10	100	4000	0.22	500
MGCI1608H8N2□	8.2	10	100	3600	0.24	500
MGCI1608H10N□	10.0	12	100	3400	0.26	300
MGCI1608H12N□	12.0	12	100	2800	0.30	300
MGCI1608H15N□	15.0	12	100	2500	0.32	300
MGCI1608H18N□	18.0	12	100	2100	0.35	300
MGCI1608H22N□	22.0	12	100	1700	0.40	300
MGCI1608H27N□	27.0	12	100	1500	0.45	300
MGCI1608H33N□	33.0	12	100	1300	0.55	300
MGCI1608H39N□	39.0	12	100	1100	0.60	300
MGCI1608H47N□	47.0	12	100	1000	0.70	300
MGCI1608H56N□	56.0	12	100	900	0.75	300
MGCI1608H68N□	68.0	12	100	700	0.85	300
MGCI1608H82N□	82.0	12	100	600	0.95	300
MGCI1608HR10□	100.0	12	100	600	1.00	300
MGCI1608HR12□	120.0	8	50	500	1.30	300
MGCI1608HR15□	150.0	8	50	500	1.50	300
MGCI1608HR18□	180.0	8	50	400	1.80	300
MGCI1608HR22□	220.0	8	50	400	2.10	300
MGCI1608HR27□	270.0	8	50	350	2.40	300
MGCI1608HR33□	330	8	50	350	3.0	300

注：本 PDF 文件只提供了产品主要资料，因此在您希望订购或详细了解产品相关资料时，请及时联系麦捷科技以获得最新、最全的产品资料。

Multilayer Chip Ceramic Inductor 叠层片式陶瓷电感

MGCI 2012 (0805) Series

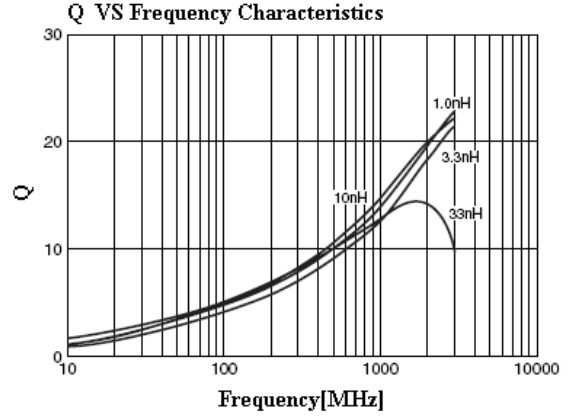
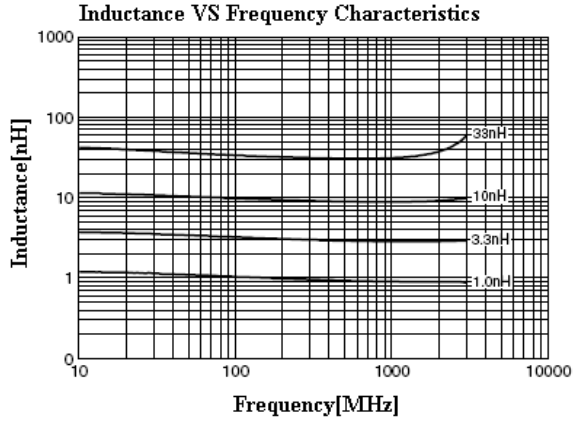
Part No.	L (nH)	Q /min	L,Q Test Freq. (MHz)	SRF(MHz) /min	RDC(Ω) /max	Ir(mA) /max
MGCI2012H1N5□	1.5	10	100	6000	0.10	600
MGCI2012H1N8□	1.8	10	100	6000	0.10	600
MGCI2012H2N2□	2.2	10	100	6000	0.10	600
MGCI2012H2N7□	2.7	12	100	6000	0.10	600
MGCI2012H3N3□	3.3	12	100	6000	0.13	600
MGCI2012H3N9□	3.9	12	100	5000	0.15	600
MGCI2012H4N7□	4.7	12	100	4000	0.20	400
MGCI2012H5N6□	5.6	15	100	3500	0.23	400
MGCI2012H6N8□	6.8	15	100	2800	0.25	400
MGCI2012H8N2□	8.2	15	100	2400	0.28	400
MGCI2012H10N□	10	15	100	2100	0.30	300
MGCI2012H12N□	12	15	100	1900	0.35	300
MGCI2012H15N□	15	15	100	1800	0.40	300
MGCI2012H18N□	18	15	100	1500	0.45	300
MGCI2012H22N□	22	15	100	1400	0.50	300
MGCI2012H27N□	27	15	100	1300	0.55	300
MGCI2012H33N□	33	15	100	1200	0.60	300
MGCI2012H39N□	39	15	100	1000	0.65	300
MGCI2012H47N□	47	15	100	900	0.70	300
MGCI2012H56N□	56	15	100	800	0.75	300
MGCI2012H68N□	68	15	100	700	0.80	300
MGCI2012H82N□	82	15	100	600	0.90	300
MGCI2012HR10□	100	15	100	600	0.90	300
MGCI2012HR12□	120	13	100	500	0.95	300
MGCI2012HR15□	150	13	50	500	1.00	300
MGCI2012HR18□	180	13	50	400	1.20	300
MGCI2012HR22□	220	12	50	350	1.40	300
MGCI2012HR27□	270	12	50	300	1.70	300
MGCI2012HR33□	330	12	50	250	2.00	300
MGCI2012HR39□	390	10	50	250	2.50	300
MGCI2012HR47□	470	10	50	200	2.80	300

注：本 PDF 文件只提供了产品主要资料，因此在您希望订购或详细了解产品相关资料时，请及时联系麦捷科技以获得最新、最全的产品资料。

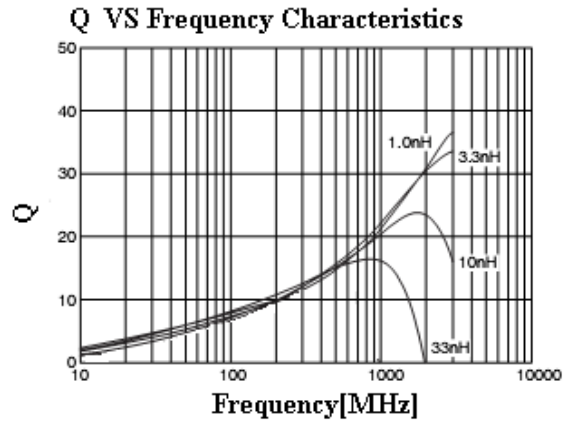
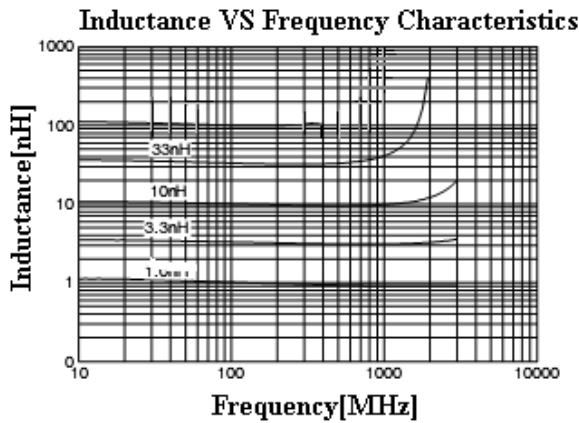
Multilayer Chip Ceramic Inductor 叠层片式陶瓷电感

Characteristic curve 特性曲线

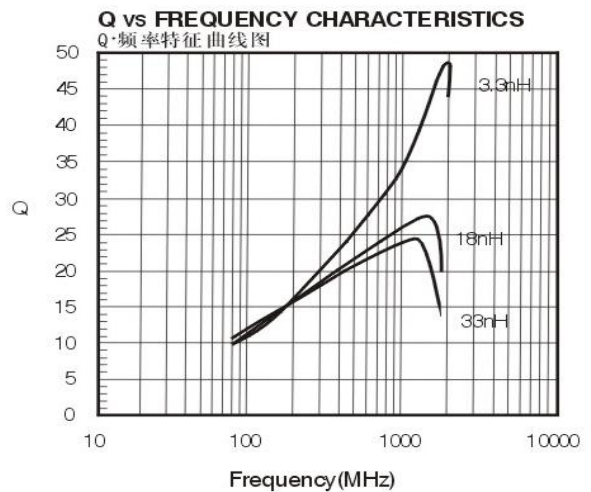
MGCI 0603H(0201) Series



MGCI 0603T(0201) Series



MGCI 1005 (0402) Series



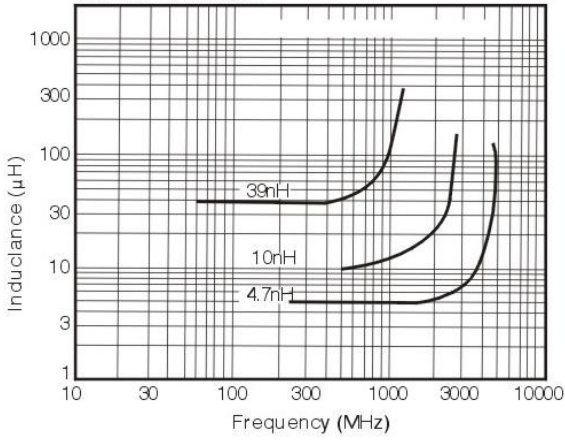
MGCI 1608 (0603) Series

注：本 PDF 文件只提供了产品主要资料，因此在您希望订购或详细了解产品相关资料时，请及时联系麦捷科技以获得最新、最全的产品资料。

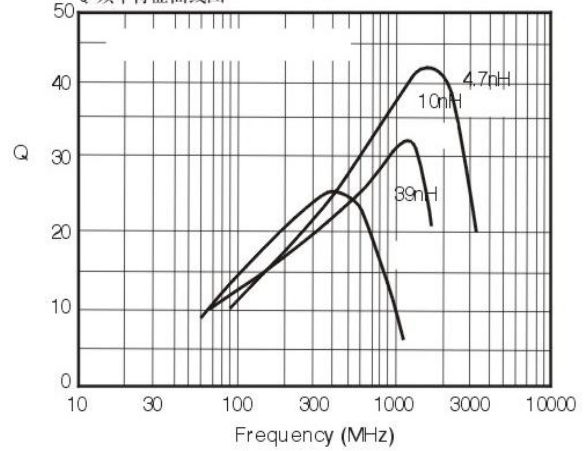
Multilayer Chip Ceramic Inductor 叠层片式陶瓷电感

MGCI 1608 (0603) Series

INDUCTANCE vs FREQUENCY CHARACTERISTICS
电感·频率特征曲线图

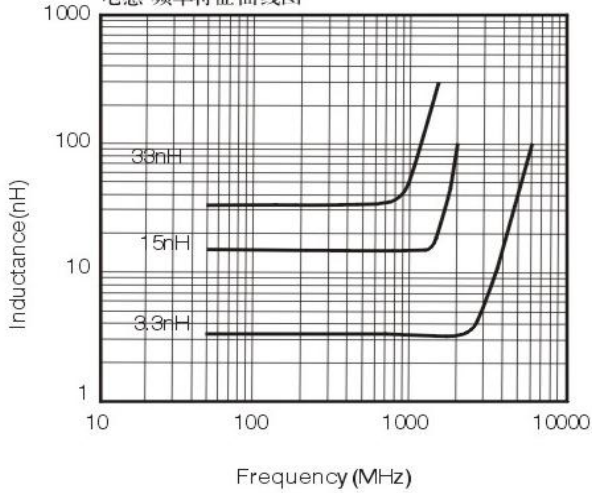


Q vs FREQUENCY CHARACTERISTICS
Q·频率特征曲线图



MGCI 2012 (0805) Series

INDUCTANCE vs FREQUENCY CHARACTERISTICS
电感·频率特征曲线图



Q vs FREQUENCY CHARACTERISTICS
Q·频率特征曲线图

