

# Chip Temp. Sensing NTC Thermistor – SDNT Series

Operating Temp. : -55°C~+125°C



## FEATURES

- SMD type suitable for high density mounting
- Series of B constant for various applications
- Excellent solderability

## APPLICATIONS

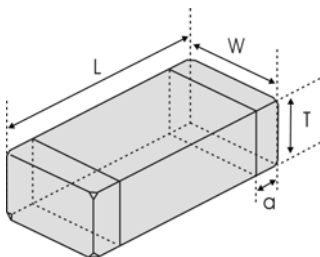
- Telecommunication equipments such as cellular phone, automobile phone, cordless phone, etc.
- Office automation such as printer, facsimile, word processor, etc.
- Consumer electronics such as VCR, DVD, CD players, etc.

## PRODUCT IDENTIFICATION

① <b>SDNT</b>	② <b>1005</b>	③ <b>X</b>	④ <b>103</b>	⑤ <b>F</b>	⑥ <b>3380</b>	⑦ <b>F</b>	⑧ <b>T</b>	⑨ <b>F</b>																										
<table border="1"> <thead> <tr><th colspan="2">Type</th></tr> </thead> <tbody> <tr> <td>SDNT</td> <td>Chip NTC Thermistor</td> </tr> </tbody> </table>		Type		SDNT	Chip NTC Thermistor	<table border="1"> <thead> <tr><th colspan="2">External Dimensions (L×W) (mm)</th></tr> </thead> <tbody> <tr> <td>0603 [0201]</td> <td>0.6×0.3</td> </tr> <tr> <td>1005 [0402]</td> <td>1.0×0.5</td> </tr> <tr> <td>1608 [0603]</td> <td>1.6×0.8</td> </tr> <tr> <td>2012 [0805]</td> <td>2.0×1.25</td> </tr> </tbody> </table>			External Dimensions (L×W) (mm)		0603 [0201]	0.6×0.3	1005 [0402]	1.0×0.5	1608 [0603]	1.6×0.8	2012 [0805]	2.0×1.25	<table border="1"> <thead> <tr><th colspan="2">Internal Code</th></tr> </thead> <tbody> <tr> <td colspan="2">X</td> </tr> </tbody> </table>				Internal Code		X									
Type																																		
SDNT	Chip NTC Thermistor																																	
External Dimensions (L×W) (mm)																																		
0603 [0201]	0.6×0.3																																	
1005 [0402]	1.0×0.5																																	
1608 [0603]	1.6×0.8																																	
2012 [0805]	2.0×1.25																																	
Internal Code																																		
X																																		
<table border="1"> <thead> <tr><th colspan="2">Zero-power Resistance</th></tr> </thead> <tbody> <tr> <th>Example</th> <th>Nominal Value</th> </tr> <tr> <td>472</td> <td>4.7kΩ</td> </tr> <tr> <td>103</td> <td>10kΩ</td> </tr> </tbody> </table>		Zero-power Resistance		Example	Nominal Value	472	4.7kΩ	103	10kΩ	<table border="1"> <thead> <tr><th colspan="2">Tolerance of Resistance</th></tr> </thead> <tbody> <tr> <td>F</td> <td>±1%</td> </tr> <tr> <td>H</td> <td>±3%</td> </tr> <tr> <td>J</td> <td>±5%</td> </tr> <tr> <td>K</td> <td>±10%</td> </tr> </tbody> </table>			Tolerance of Resistance		F	±1%	H	±3%	J	±5%	K	±10%	<table border="1"> <thead> <tr><th colspan="2">B Constant (25-50°C)</th></tr> </thead> <tbody> <tr> <th>Example</th> <th>Nominal Value</th> </tr> <tr> <td>3380</td> <td>3380K</td> </tr> <tr> <td>4250</td> <td>4250K</td> </tr> </tbody> </table>				B Constant (25-50°C)		Example	Nominal Value	3380	3380K	4250	4250K
Zero-power Resistance																																		
Example	Nominal Value																																	
472	4.7kΩ																																	
103	10kΩ																																	
Tolerance of Resistance																																		
F	±1%																																	
H	±3%																																	
J	±5%																																	
K	±10%																																	
B Constant (25-50°C)																																		
Example	Nominal Value																																	
3380	3380K																																	
4250	4250K																																	
<table border="1"> <thead> <tr><th colspan="2">Tolerance of B Constant</th></tr> </thead> <tbody> <tr> <td>F</td> <td>±1%</td> </tr> <tr> <td>H</td> <td>±3%</td> </tr> </tbody> </table>		Tolerance of B Constant		F	±1%	H	±3%	<table border="1"> <thead> <tr><th colspan="2">Packing</th></tr> </thead> <tbody> <tr> <td>T</td> <td>Tape &amp; Reel</td> </tr> </tbody> </table>			Packing		T	Tape & Reel	<table border="1"> <thead> <tr><th colspan="2">Hazardous Substance Free Products</th></tr> </thead> <tbody> <tr> <td colspan="2">F</td> </tr> </tbody> </table>				Hazardous Substance Free Products		F													
Tolerance of B Constant																																		
F	±1%																																	
H	±3%																																	
Packing																																		
T	Tape & Reel																																	
Hazardous Substance Free Products																																		
F																																		

## SHAPE AND DIMENSIONS

Unit: mm [inch]



Type	L	W	T	a
SDNT0603 [0201]	0.6±0.05 [.024±.002]	0.3±0.05 [.012±.002]	0.3±0.05 [.012±.002]	0.15±0.05 [.006±.002]
SDNT1005 [0402]	1.0±0.15 [.039±.006]	0.5±0.15 [.020±.006]	0.5±0.15 [.020±.006]	0.25±0.1 [.010±.004]
SDNT1608 [0603]	1.6±0.15 [.063±.006]	0.8±0.15 [.031±.006]	0.8±0.15 [.031±.006]	0.3±0.2 [.012±.008]
SDNT2012 [0805]	2.0±0.2 [.079±.008]	1.25±0.2 [.049±.008]	0.85±0.2 [.033±.008]	0.5±0.3 [.020±.012]

## SPECIFICATIONS

### SDNT0603 TYPE

Part Number	Resistance at 25°C	B Constant (25-50°C) B	Max. Permissive Operating Current (25°C)	Thermal Time Constant	Dissipation Factor	Rated Electric Power
Units	kΩ	K	mA	sec	mW/°C	mW
Symbol	R25	B25/50	I <sub>max</sub>	t	C	P
SDNT0603X103□3380◎TF	10	3380	0.31	<3 sec.	1.0	100
SDNT0603X223□3380◎TF	22	3380	0.22			
SDNT0603X223□3900◎TF	22	3900	0.22			
SDNT0603X473□3950◎TF	47	3950	0.12			
SDNT0603X473□4100◎TF	47	4100	0.12			
SDNT0603X683□4150◎TF	68	4150	0.11			
SDNT0603X683□4250◎TF	68	4250	0.11			
SDNT0603X104□4150◎TF	100	4150	0.10			
SDNT0603X104□4250◎TF	100	4250	0.10			
SDNT0603X224□4250◎TF	220	4250	0.06			

### SDNT1005 TYPE

Part Number	Resistance at 25°C	B Constant (25-50°C) B	Max. Permissive Operating Current (25°C)	Thermal Time Constant	Dissipation Factor	Rated Electric Power
Units	kΩ	K	mA	sec	mW/°C	mW
Symbol	R25	B25/50	I <sub>max</sub>	t	C	P
SDNT1005X102□3450◎TF	1.0	3450	1.00	<3 sec.	1.0	100
SDNT1005X222□3450◎TF	2.2	3450	0.67			
SDNT1005X222□3950◎TF	2.2	3950	0.67			
SDNT1005X332□3450◎TF	3.3	3450	0.55			
SDNT1005X332□3950◎TF	3.3	3950	0.55			
SDNT1005X472□3500◎TF	4.7	3500	0.46			
SDNT1005X472□3950◎TF	4.7	3950	0.46			
SDNT1005X682□3500◎TF	6.8	3500	0.38			
SDNT1005X682□3950◎TF	6.8	3950	0.38			
SDNT1005X103□3380◎TF	10	3380	0.31			
SDNT1005X103□3950◎TF	10	3950	0.33			
SDNT1005X103□4050◎TF	10	4050	0.33			
SDNT1005X153□3450◎TF	15	3450	0.25			
SDNT1005X223□3950◎TF	22	3950	0.23			
SDNT1005X333□3950◎TF	33	3950	0.15			
SDNT1005X473□4050◎TF	47	4050	0.12			
SDNT1005X473□4100◎TF	47	4100	0.12			
SDNT1005X503□4100◎TF	50	4100	0.12			
SDNT1005X683□4150◎TF	68	4150	0.11			
SDNT1005X683□4250◎TF	68	4250	0.11			
SDNT1005X104□4150◎TF	100	4150	0.10			
SDNT1005X104□4250◎TF	100	4250	0.10			
SDNT1005X104□4360◎TF	100	4360	0.10			
SDNT1005X154□4150◎TF	150	4150	0.08			
SDNT1005X224□4250◎TF	220	4250	0.06			
SDNT1005X334□3950◎TF	330	3950	0.05			
SDNT1005X334□4300◎TF	330	4300	0.05			
SDNT1005X474□4000◎TF	470	4000	0.04			

**Sunlord**

Specifications subject to change without notice. Please check our website for latest information. Revised 2018/04/15

Sunlord Industrial Park, Dafuyuan Industrial Zone, Guanlan, Shenzhen, China 518110 Tel: 0086-755-29832660 Fax: 0086-755-82269029 E-Mail: sunlord@sunlordinc.com

## SPECIFICATIONS

### SDNT1005 TYPE

Part Number	Resistance at 25°C	B Constant (25-50°C) B	Max. Permissible Operating Current (25°C)	Thermal Time Constant	Dissipation Factor	Rated Electric Power
Units	kΩ	K	mA	sec	mW/°C	mW
Symbol	R25	B25/50	I <sub>max</sub>	t	C	P
SDNT1005X474□4500◎TF	470	4500	0.04	<3 sec.	1.0	100
SDNT1005X684□4100◎TF	680	4100	0.03			
SDNT1005X684□4500◎TF	680	4500	0.03			

### SDNT1608 TYPE

Part Number	Resistance at 25°C	B Constant (25-50°C) B	Max. Permissible Operating Current (25°C)	Thermal Time Constant	Dissipation Factor	Rated Electric Power
Units	kΩ	K	mA	sec	mW/°C	mW
Symbol	R25	B25/50	I <sub>max</sub>	t	C	P
SDNT1608X102□3450◎TF	1.0	3450	1.00	<5 sec.	1.0	100
SDNT1608X222□3450◎TF	2.2	3450	0.67			
SDNT1608X222□3950◎TF	2.2	3950	0.67			
SDNT1608X302□3450◎TF	3.0	3450	0.55			
SDNT1608X302□3950◎TF	3.0	3950	0.55			
SDNT1608X332□3450◎TF	3.3	3450	0.53			
SDNT1608X332□3950◎TF	3.3	3950	0.55			
SDNT1608X472□3500◎TF	4.7	3500	0.44			
SDNT1608X472□3950◎TF	4.7	3950	0.46			
SDNT1608X502□3500◎TF	5.0	3500	0.44			
SDNT1608X502□3950◎TF	5.0	3950	0.44			
SDNT1608X682□3500◎TF	6.8	3500	0.38			
SDNT1608X682□3950◎TF	6.8	3950	0.38			
SDNT1608X103□3380◎TF	10	3380	0.31			
SDNT1608X103□3450◎TF	10	3450	0.31			
SDNT1608X103□3950◎TF	10	3950	0.33			
SDNT1608X153□3950◎TF	15	3950	0.25			
SDNT1608X223□3950◎TF	22	3950	0.21			
SDNT1608X223□4050◎TF	22	4050	0.21			
SDNT1608X333□4050◎TF	33	4050	0.17			
SDNT1608X473□4050◎TF	47	4050	0.14			
SDNT1608X473□4150◎TF	47	4150	0.14			
SDNT1608X503□4150◎TF	50	4150	0.13			
SDNT1608X683□4150◎TF	68	4150	0.12			
SDNT1608X104□4250◎TF	100	4250	0.10			
SDNT1608X154□4250◎TF	150	4250	0.08			
SDNT1608X224□4300◎TF	220	4300	0.06			
SDNT1608X334□3950◎TF	330	3950	0.05			
SDNT1608X334□4300◎TF	330	4300	0.05			
SDNT1608X474□4000◎TF	470	4000	0.04			
SDNT1608X474□4500◎TF	470	4500	0.04			
SDNT1608X684□4100◎TF	680	4100	0.03			
SDNT1608X684□4500◎TF	680	4500	0.03			
SDNT1608X135□4700◎TF	1300	4700	0.02			

# SPECIFICATIONS

## SDNT2012 TYPE

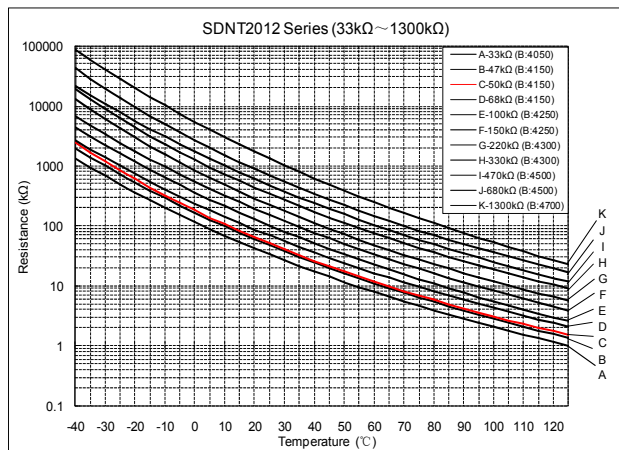
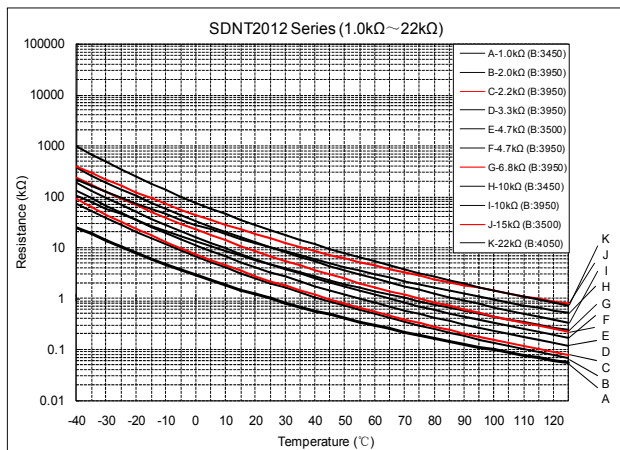
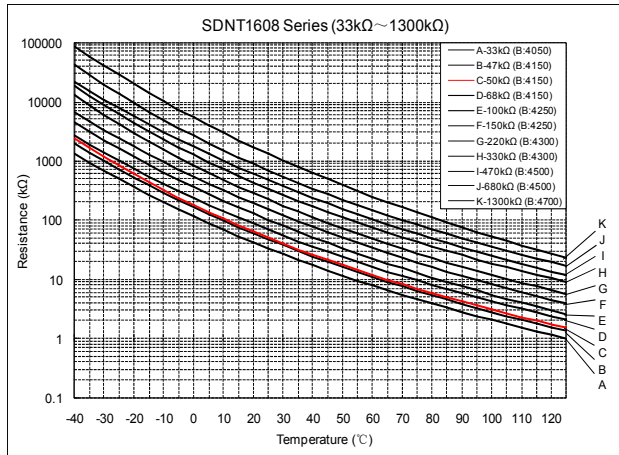
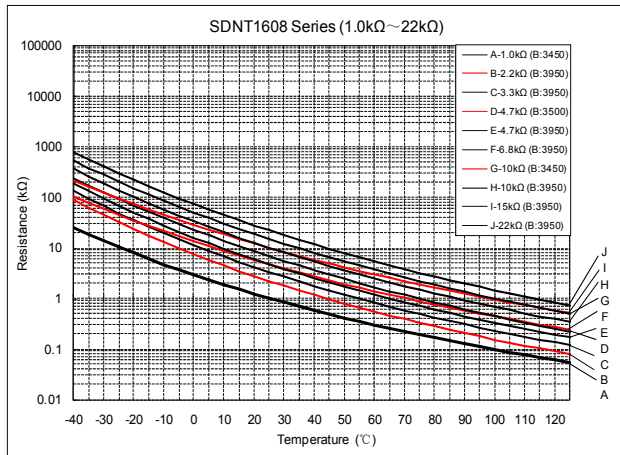
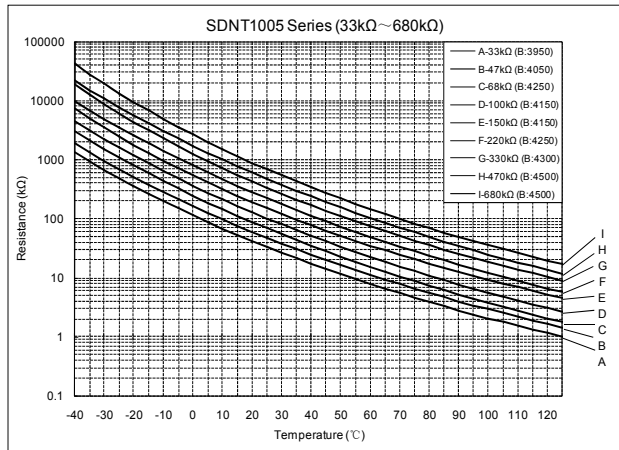
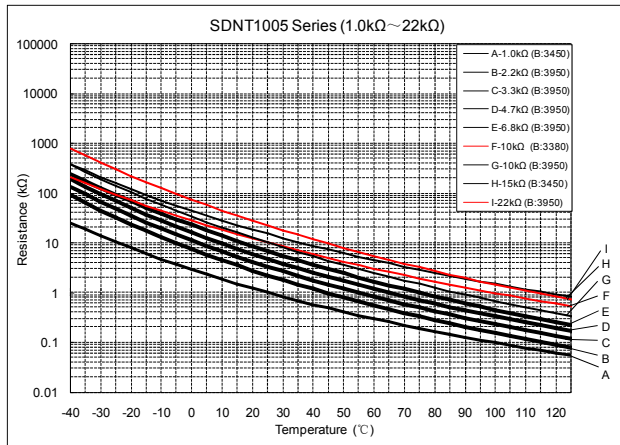
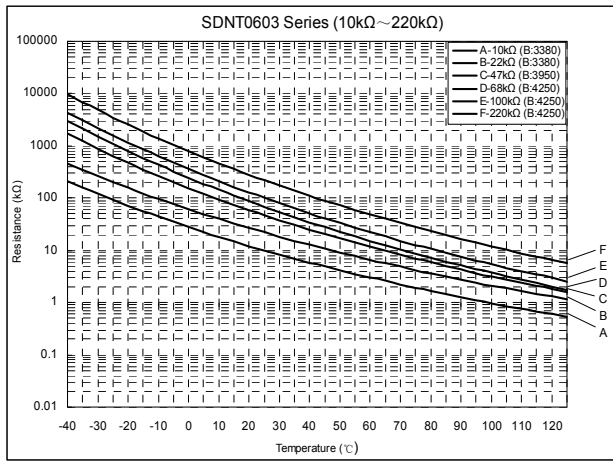
Part Number	Resistance at 25°C	B Constant (25-50°C) B	Max. Permissible Operating Current (25°C)	Thermal Time Constant	Dissipation Factor	Rated Electric Power
Units	kΩ	K	mA	sec	mW/°C	mW
Symbol	R25	B25/50	I <sub>max</sub>	t	C	P
SDNT2012X102□3450◎TF	1.0	3450	1.40	<5 sec.	2.0	200
SDNT2012X202□3450◎TF	2.0	3450	1.00			
SDNT2012X202□3950◎TF	2.0	3950	1.00			
SDNT2012X222□3450◎TF	2.2	3450	0.90			
SDNT2012X222□3950◎TF	2.2	3950	0.90			
SDNT2012X332□3450◎TF	3.3	3450	0.72			
SDNT2012X332□3950◎TF	3.3	3950	0.72			
SDNT2012X472□3500◎TF	4.7	3500	0.65			
SDNT2012X472□3950◎TF	4.7	3950	0.65			
SDNT2012X502□3500◎TF	5.0	3500	0.60			
SDNT2012X502□3950◎TF	5.0	3950	0.60			
SDNT2012X682□3500◎TF	6.8	3500	0.50			
SDNT2012X682□3950◎TF	6.8	3950	0.50			
SDNT2012X103□3450◎TF	10	3450	0.40			
SDNT2012X103□3950◎TF	10	3950	0.44			
SDNT2012X153□3500◎TF	15	3500	0.32			
SDNT2012X223□4050◎TF	22	4050	0.31			
SDNT2012X333□4050◎TF	33	4050	0.24			
SDNT2012X473□4050◎TF	47	4050	0.20			
SDNT2012X473□4150◎TF	47	4150	0.20			
SDNT2012X503□4150◎TF	50	4150	0.18			
SDNT2012X683□4150◎TF	68	4150	0.16			
SDNT2012X104□4250◎TF	100	4250	0.14			
SDNT2012X154□4250◎TF	150	4250	0.11			
SDNT2012X224□4300◎TF	220	4300	0.08			
SDNT2012X334□3950◎TF	330	3950	0.06			
SDNT2012X334□4300◎TF	330	4300	0.06			
SDNT2012X474□4000◎TF	470	4000	0.05			
SDNT2012X474□4500◎TF	470	4500	0.05			
SDNT2012X684□4100◎TF	680	4100	0.04			
SDNT2012X684□4500◎TF	680	4500	0.04			
SDNT2012X135□4700◎TF	1300	4700	0.03			

※□: Please specify the resistance tolerance code (F=±1%, H=±3%, J=±5%, K=±10%).

※◎: Please specify the B value tolerance code (F=±1%, H=±3%).

And products with other electrical characteristics can be provided upon customer's request. Please contact your local sales.

# TYPICAL ELECTRICAL CHARACTERISTICS



Specifications subject to change without notice. Please check our website for latest information. Revised 2018/04/15