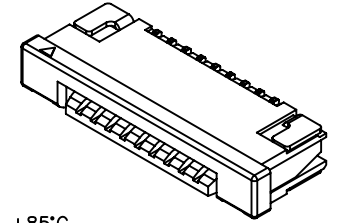




P/N LEGEND

F1003 WR-S-XP N L N XX X B0 R  
 ① ② ③ ④ ⑤ ⑥ ⑦ ⑧ ⑨ ⑩ ⑪

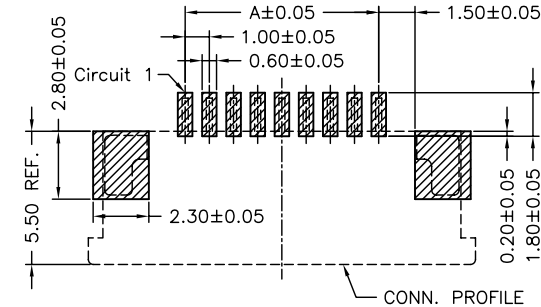
- ① Series No.
- ② Connector type: WR=Right angle
- ③ Mounting type: S=SMT
- ④ No. of circuits
- ⑤ N=Halogen Free
- ⑥ Material: L=LCP
- ⑦ Color: N=Natural(Beige)
- ⑧ Plating code for contacts:  
T1=Matte Tin-plated; G1=Gold-flash
- ⑨ Plating code for solder tabs:  
T=Matte Tin-plated; G=Gold-flash
- ⑩ Option code: B0=Bottom contact style
- ⑪ Packing code:  
R=Tape & Reel(Without Cap or Mylar)



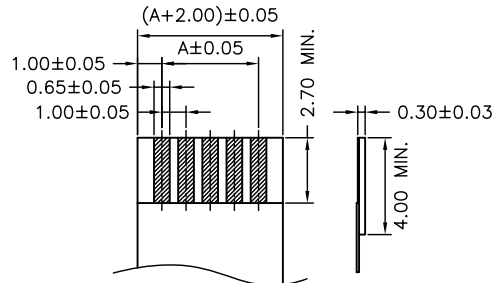
SPECIFICATIONS

Current Rating: 0.5A AC,DC  
 Voltage Rating: 50V AC,DC  
 Temperature Range: -25°C ~ +85°C  
 Contact Resistance: 30mΩ Max.  
 Insulation Resistance: 500MΩ Min.  
 Withstanding Voltage: 500V AC/minute  
 Contacts: Phosphor Bronze/Matte Tin-plated or Gold-flash  
 Solder Tabs: Brass/Matte Tin-plated or Gold-flash  
 Housing: LCP,UL94V-0,Natural(Beige)  
 Actuator: Nylon 6T,UL94V-0,Natural(Black)

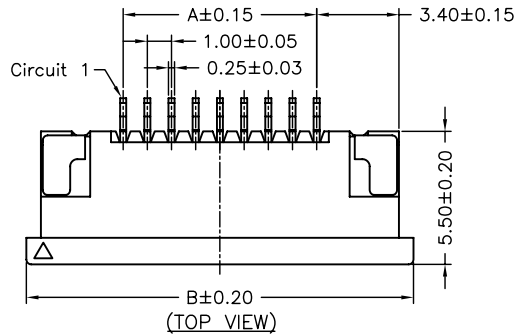
| Circuit No. | Dimensions |       |       | Circuit No. | Dimensions |       |       |
|-------------|------------|-------|-------|-------------|------------|-------|-------|
|             | A          | B     | C     |             | A          | B     | C     |
| 04P         | 3.00       | 11.00 | 5.10  | 20P         | 19.00      | 27.00 | 21.10 |
| 05P         | 4.00       | 12.00 | 6.10  | 21P         | 20.00      | 28.00 | 22.10 |
| 06P         | 5.00       | 13.00 | 7.10  | 22P         | 21.00      | 29.00 | 23.10 |
| 07P         | 6.00       | 14.00 | 8.10  | 23P         | 22.00      | 30.00 | 24.10 |
| 08P         | 7.00       | 15.00 | 9.10  | 24P         | 23.00      | 31.00 | 25.10 |
| 09P         | 8.00       | 16.00 | 10.10 | 25P         | 24.00      | 32.00 | 26.10 |
| 10P         | 9.00       | 17.00 | 11.10 | 26P         | 25.00      | 33.00 | 27.10 |
| 11P         | 10.00      | 18.00 | 12.10 | 27P         | 26.00      | 34.00 | 28.10 |
| 12P         | 11.00      | 19.00 | 13.10 | 28P         | 27.00      | 35.00 | 29.10 |
| 13P         | 12.00      | 20.00 | 14.10 | 29P         | 28.00      | 36.00 | 30.10 |
| 14P         | 13.00      | 21.00 | 15.10 | 30P         | 29.00      | 37.00 | 31.10 |
| 15P         | 14.00      | 22.00 | 16.10 | 31P         | 30.00      | 38.00 | 32.10 |
| 16P         | 15.00      | 23.00 | 17.10 | 32P         | 31.00      | 39.00 | 33.10 |
| 17P         | 16.00      | 24.00 | 18.10 | 33P         | 32.00      | 40.00 | 34.10 |
| 18P         | 17.00      | 25.00 | 19.10 | 34P         | 33.00      | 41.00 | 35.10 |
| 19P         | 18.00      | 26.00 | 20.10 |             |            |       |       |



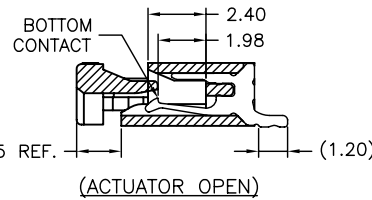
SUGGESTED PCB LAYOUT (TOP VIEW)



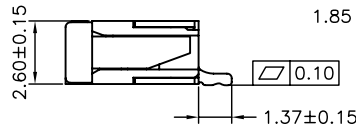
RECOMMENDED FFC/FPC DIMENSION



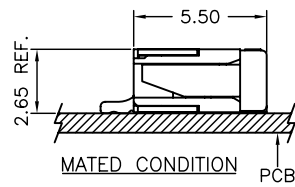
(TOP VIEW)



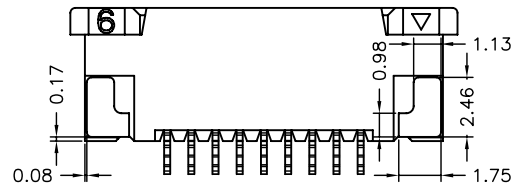
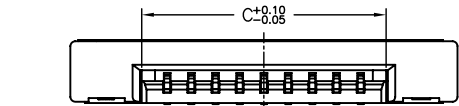
(ACTUATOR OPEN)



MATED CONDITION



PCB



|      |              |                   |       |  |        |                           |                                     |
|------|--------------|-------------------|-------|--|--------|---------------------------|-------------------------------------|
|      |              |                   |       |  |        |                           |                                     |
|      |              |                   |       | 燦達電子工業股份有限公司<br>JOINT TECH ELECTRONIC IND. CO., LTD. |        |                           |                                     |
|      |              | UNIT              | SCALE | SHEET  |        | TITLE:                    |                                     |
|      |              | mm                | 1 : 1 | 1 of 2   |        | 1.00mm PITCH FFC/FPC      |                                     |
|      |              | DRAWN BY          |       | APPROVED BY  |        | CONNECTOR, 90° SMT TYPE,  |                                     |
|      |              | 王自友               |       | 董正一  |        | ZIF, BOTTOM CONTACT STYLE |                                     |
|      |              | 2009.11.26        |       | 2009.11.26   |        |                           |                                     |
|      |              | GENERAL TOLERANCE |       |  |        |                           |                                     |
| A2   | EN1011150264 | 2010.11.15        | 權生新   | X.X±0.25   | ANGLE± |                           | DRAW NO. :<br>F1003WR-S-XPXXXXXXB0X |
| A1   | EN1008170218 | 2010.08.16        | 權生新   | X.XX±0.15  | ▽      |                           |                                     |
| REV. | DESCRIPTION  | DATE              | NAME  | X.XXX±0.05   | ⊕      |                           |                                     |
|      |              |                   |       |  |        |                           | REV. A2                             |