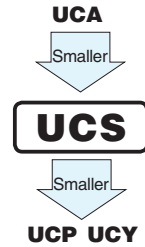


UCS

Miniature Sized, High Ripple Current,
High Reliability

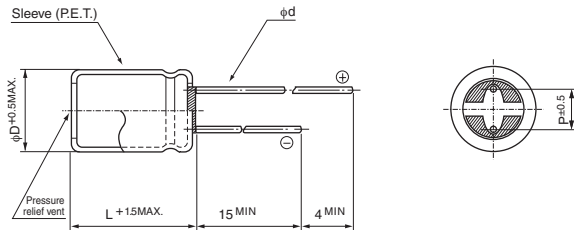


- High ripple current and Long Life product withstanding load life of 8000 to 10000 hours at +105°C.
- Suited for ballast application.
- Compliant to the RoHS directive (2011/65/EU).

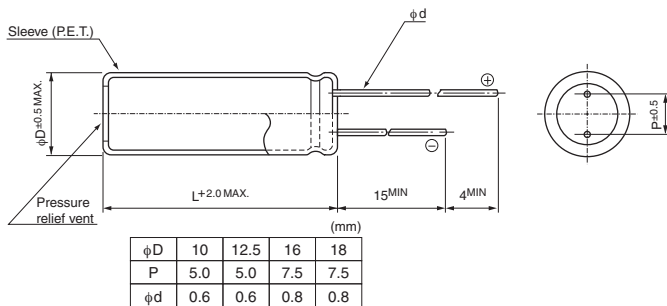
Specifications

Item	Performance Characteristics							
Category Temperature Range	-40 to +105°C (160 to 400V) , -25 to +105°C (450V)							
Rated Voltage Range	160 to 450V							
Rated Capacitance Range	6.8 to 330μF							
Capacitance Tolerance	±20% at 120Hz, 20°C							
Leakage Current	After 1 minute's application of rated voltage at 20°C, leakage current is not more than 0.04CV+100 (μA)							
Tangent of loss angle (tan δ)	Measurement frequency : 120Hz at 20°C							
	Rated voltage (V)	160	200	250	350	400	450	
	tan δ (MAX.)	0.20	0.20	0.20	0.24	0.24	0.24	
Stability at Low Temperature	Measurement frequency : 120Hz							
	Rated voltage (V)	160	200	250	350	400	450	
	Impedance ratio ZT / Z20 (MAX.)	Z-25°C / Z+20°C	3	3	3	5	5	6
		Z-40°C / Z+20°C	6	6	6	6	6	-
Endurance	The specifications listed at right shall be met when the capacitors are restored to 20°C after D.C. bias plus rated ripple current is applied for 10000 hours (8000 hours for φD=10 × 16L, 10 × 20L) at 105°C, the peak voltage shall not exceed the rated voltage.							
	Capacitance change	Within ±20% of the initial capacitance value						
	tan δ	200% or less than the initial specified value						
	Leakage current	Less than or equal to the initial specified value						
Shelf Life	After storing the capacitors under no load at 105°C for 1000 hours and then performing voltage treatment based on JIS C 5101-4 clause 4.1 at 20°C, they shall meet the specified values for the endurance characteristics listed above.							
Marking	Printed with white color letter on dark brown sleeve.							

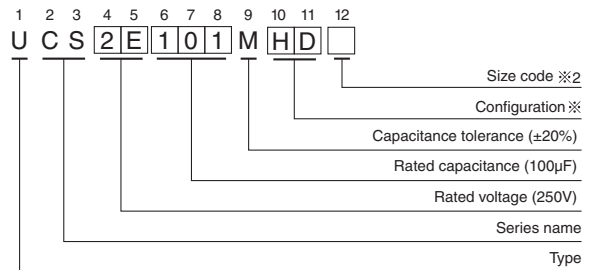
Radial Lead Type



Pencil - shaped Type



Type numbering system (Example : 250V 100μF)



※Configuration

Size code ※2	Blank, 6	9
φ D	Pb-free leadwire Pb-free PET sleeve	Pb-free leadwire Pb-free PET sleeve
10	PD	ND
12.5 to 18	HD	NY

• Please refer to page 20 about the end seal configuration.

Please refer to page 20, 21, 22 about the formed or taped product spec.
Please refer to page 4 for the minimum order quantity.

- Dimension table in next page.

UCS

■ Dimensions

V		160		200		250		350		400		450	
Cap	Code	2C		2D		2E		2V		2G		2W	
6.8	6R8							10 × 16	280	10 × 16	280	10 × 20	280
10	100	10 × 16	320	10 × 16	320	10 × 20	350	10 × 20	350	10 × 20	350	12.5 × 20	450
15	150									12.5 × 20	550	12.5 × 25	600
22	220	10 × 20	500	10 × 20	500	10 × 20	500	12.5 × 20	650	12.5 × 20	760	16 × 20	730
33	330	10 × 20	650	10 × 20	650	12.5 × 20	800	16 × 20	900	16 × 20	900	16 × 25	980
												▲ 18 × 20	980
47	470	10 × 20	750	12.5 × 20	980	12.5 × 20	980	16 × 20	1080	16 × 25	1180	18 × 25	1200
										▲ 18 × 20	1180		
68	680	12.5 × 20	1180	12.5 × 20	1300	16 × 20	1300	16 × 25	1400	18 × 25	1470	18 × 31.5	1575
								▲ 18 × 20	1375				
82	820	12.5 × 20	1275	16 × 20	1380	16 × 20	1380	18 × 25	1530	18 × 25	1525		
100	101	12.5 × 25	1420	16 × 20	1420	16 × 25	1530	18 × 25	1575				
		▲ 16 × 20	1420										
150	151	16 × 20	1890	16 × 25	1890	18 × 25	1940						
220	221	16 × 25	2370	18 × 25	2365	18 × 31.5	3130						
330	331	18 × 31.5	3130	18 × 35.5	3220							Case size φD × L (mm)	※

※: Rated ripple current (mArms) at 105°C 100kHz

▲: In this case, 9 will be put at 12th digit of type numbering system.

Pencil-shaped Type

V		200		250		400		450	
Cap.(μF)	Code	2D		2E		2G		2W	
27	270							● 10 × 40	580
33	330							● 10 × 40	720
39	390					● 10 × 40	800	● 10 × 50	820
56	560					● 10 × 50	1040		
68	680							● 12.5 × 50	1340
82	820			● 10 × 40	1220	● 12.5 × 50	1400		
100	101	● 10 × 40	1260	● 10 × 50	1360				
120	121	● 10 × 40	1360						
150	151	● 10 × 50	1660						
180	181			● 12.5 × 50	2070				
270	271	● 12.5 × 50	2530					Case size φD × L (mm)	※

Rated ripple current (mArms) at 105°C 100kHz

●: In this case, 9 will be put at 12th digit of type numbering system.

● Frequency coefficient of rated ripple current

Frequency	50Hz	120Hz	1kHz	10kHz	100kHz or more
Coefficient	0.40	0.50	0.80	0.90	1.00