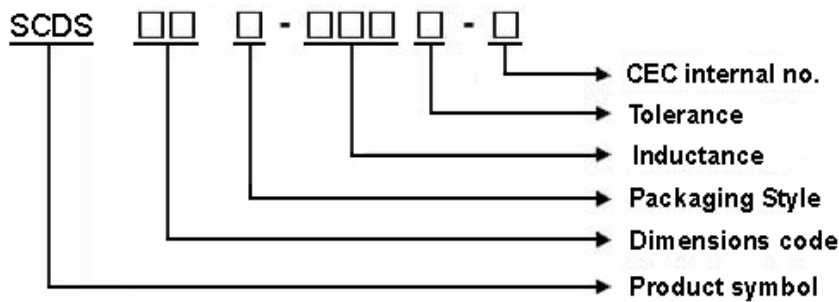


SCDS74T Series Specification

1 Scope: This specification applies to SMD Shielded Power Choke

2 Part Numbering:



3 Rating:

Operating Temperature: $-40^{\circ}\text{C} \sim 105^{\circ}\text{C}$ (Including self - temperature rise)

Storage Temperature: $20^{\circ}\text{C} \sim 25^{\circ}\text{C}$ R.H. 65% (In Tape & Reel Condition)

4 Marking:



Ex:SCDS74T-100M-N

Marking:100

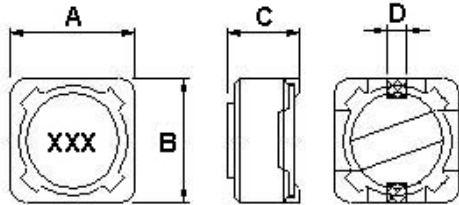
Marking color : Black

5 Standard Testing Condition

	Unless otherwise specified	In case of doubt
Temperature	Ordinary Temperature(15 to 35°C)	20 to 30°C
Humidity	Ordinary Humidity(25 to 85% RH)	50 to 80 %RH

SCDS74T Series Specification

6 Configuration and Dimensions:



Dimensions in mm

TYPE	SCDS74
A	7.3±0.2
B	7.3±0.2
C	4.5 Max.
D	1.8

7 Electrical Characteristics:

Part No.	Inductance (uH)	Test Freq.	RDC (Ω)Max.	Isat (A)	Tolerance	Marking
SCDS74T-1R5□-N	1.5	1 kHz, 1 V	0.02	5	M	1R5
SCDS74T-1R8□-N	1.8	1 kHz, 1 V	0.025	4	M	1R8
SCDS74T-2R2□-N	2.2	1 kHz, 1 V	0.025	3.5	M,T	2R2
SCDS74T-2R7□-N	2.7	1 kHz, 1 V	0.03	3.5	M,T	2R7
SCDS74T-3R3□-N	3.3	1 kHz, 1 V	0.035	3.5	M,T	3R3
SCDS74T-3R6□-N	3.6	1 kHz, 1 V	0.035	3.2	M,T	3R6
SCDS74T-4R7□-N	4.7	1 kHz, 1 V	0.035	3	M,T	4R7
SCDS74T-6R8□-N	6.8	1 kHz, 1 V	0.045	2.5	M	6R8
SCDS74T-100□-N	10	1 kHz, 1 V	0.049	1.84	M	100
SCDS74T-120□-N	12	1 kHz, 1 V	0.058	1.71	M	120
SCDS74T-150□-N	15	1 kHz, 1 V	0.081	1.47	M	150
SCDS74T-180□-N	18	1 kHz, 1 V	0.091	1.31	M	180
SCDS74T-220□-N	22	1 kHz, 1 V	0.11	1.23	M	220
SCDS74T-270□-N	27	1 kHz, 1 V	0.15	1.12	M	270
SCDS74T-330□-N	33	1 kHz, 1 V	0.17	0.96	M	330
SCDS74T-390□-N	39	1 kHz, 1 V	0.23	0.91	M	390
SCDS74T-470□-N	47	1 kHz, 1 V	0.26	0.88	M	470
SCDS74T-560□-N	56	1 kHz, 1 V	0.35	0.75	M	560
SCDS74T-680□-N	68	1 kHz, 1 V	0.38	0.69	M	680
SCDS74T-820□-N	82	1 kHz, 1 V	0.43	0.61	M	820
SCDS74T-101□-N	100	1 kHz, 1 V	0.61	0.6	M	101
SCDS74T-121□-N	120	1 kHz, 1 V	0.66	0.52	M	121
SCDS74T-151□-N	150	1 kHz, 1 V	0.88	0.46	M	151
SCDS74T-181□-N	180	1 kHz, 1 V	0.98	0.42	M	181
SCDS74T-221□-N	220	1 kHz, 1 V	1.17	0.36	K,M	221

NOTE: □-tolerance K=±10% / M=±20% / T=±30%

1. Operating temperature range - 40 °C ~ 105 °C (Including self - temperature rise)

2. Isat for Inductance drop 35% from its value without current.

"-N" FOR COMPLETELY LEAD FREE TYPE (INCLUDING FERRITE BODY & SOLDER)



ISO9001 ISO14001 IATF16949 CHILISIN ELECTRONICS CORP.

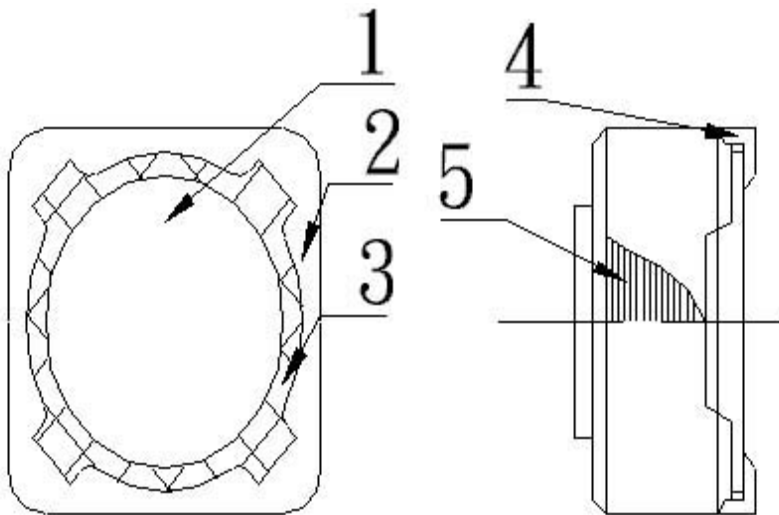
SCDS74T Series Specification

Part No.	Inductance (μ H)	Test Freq.	RDC (Ω)Max.	Isat (A)	Tolerance	Marking
SCDS74T-271□-N	270	1 kHz, 1 V	1.64	0.34	K,M	271
SCDS74T-331□-N	330	1 kHz, 1 V	1.86	0.32	K,M	331
SCDS74T-391□-N	390	1 kHz, 1 V	2.85	0.29	K,M	391
SCDS74T-471□-N	470	1 kHz, 1 V	3.01	0.26	K,M	471
SCDS74T-561□-N	560	1 kHz, 1 V	3.62	0.23	K,M	561
SCDS74T-681□-N	680	1 kHz, 1 V	4.63	0.22	K,M	681
SCDS74T-821□-N	820	1 kHz, 1 V	5.2	0.2	K,M	821
SCDS74T-102□-N	1000	1 kHz, 1 V	6	0.18	K,M	102

SCDS74T Series Specification

8 SCDS74T Series

8.1 Construction:



8.2 Material List:

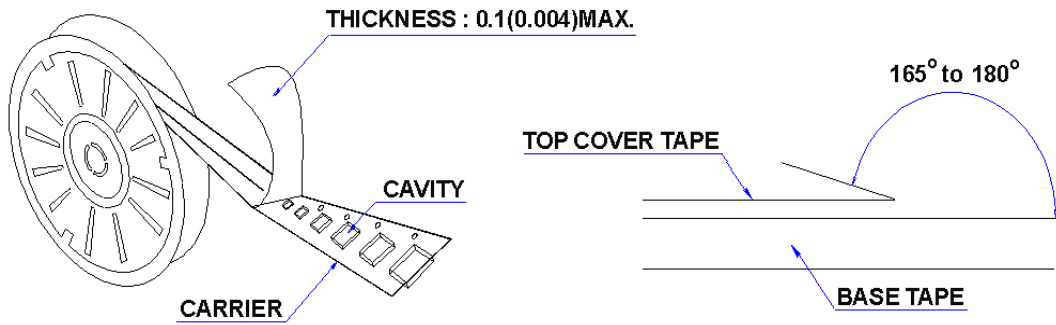
No	Part	Material
1	CORE	FERRITE
2	CORE	FERRITE
3	EPOXY	
4	TERMINAL	TERMINAL COPPER
5	WIRE	MAGNET WIRE

SCDS74T Series Specification

9 Packaging:

9.1 Packaging -Cover Tape

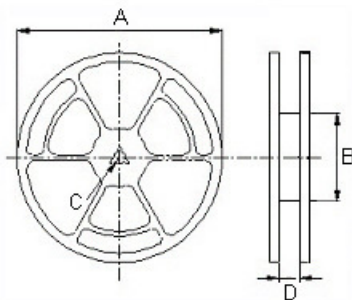
The force for tearing off cover tape is 10 to 130 grams in the arrow direction.



9.2 Packaging Quantity

TYPE	PCS/REEL
SCDS73	1600
SCDS74	1000
SCDS124	500
SCDS125	600
SCDS127	500

9.3 Reel Dimensions



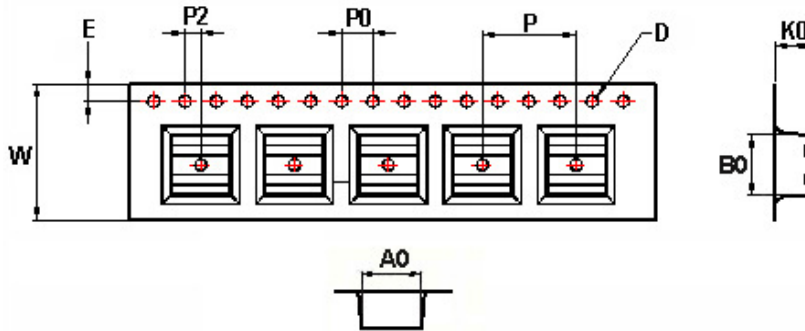
Dimensions in mm

TYPE	A	B	C	D
SCDS73	330	100	13	16.0
SCDS74	330	100	13	16.0
SCDS124	330	100	13	24.4
SCDS125	330	100	13	24.4
SCDS127	330	100	13	24.4

SCDS74T Series Specification

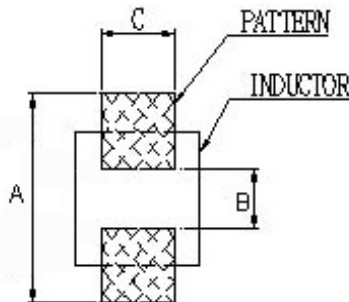
9 Packaging:

9.4 Tape Dimensions in mm



TYPE	A0	B0	K0	D	E	W	P	P0	P2
SCDS74	7.6	7.6	5.0	1.55	1.75	16	12	4	2

10 Recommended Land Pattern:



Dimensions in mm

TYPE	A	B	C
SCDS73	8.4	4.4	2.2
SCDS74	8.4	4.4	2.2

11 Note:

1. Please make sure that your product has been evaluated and confirmed against your specifications when our product is mounted to your product.
2. Do not knock nor drop.
3. All the items and parameters in this product specification have been prescribed on the premise that our product is used for the purpose, under the condition and in the environment agreed upon between you and us. You are requested not to use our product deviating from such agreement.
4. Please keep the distance between transformer/coil and other components (refer to the standard IEC 950)
5. The moisture sensitivity level (MSL) of products is classified as level 1.



ISO9001 ISO14001 IATF16949 CHILISIN ELECTRONICS CORP.

SCDS74T Series Specification

12 Graph: SCDS74T-100M-N

