

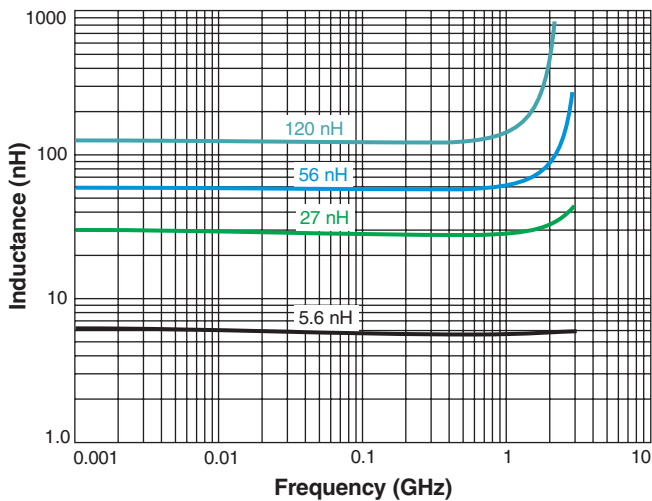
NEW!

Chip Inductors - 0402DC Series (1005)

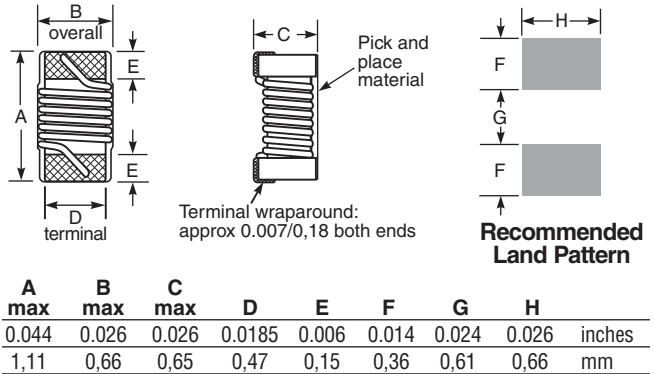
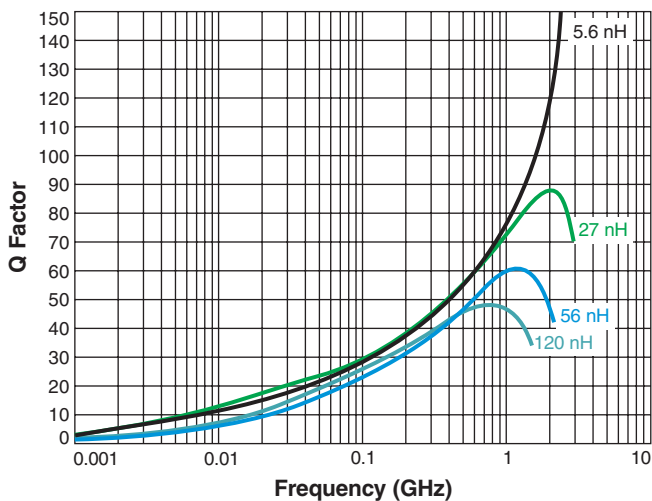


- 0402 ceramic wirewound chip inductor ranging from 3.0 to 120 nH
- Up to 40% higher Q factor and 45% lower DCR than other 0402 series
- Very high SRF – as high as 15.78 GHz

Typical L vs Frequency



Typical Q vs Frequency



Designer's Kit C472 contains 20 of each stocked 5% part
Designer's Kit C472-2 contains 20 of each stocked 2% part
Core material Ceramic
Environmental RoHS compliant without exemption, halogen free
Terminations RoHS compliant matte tin over nickel over silver-platinum-glass frit.
Weight 0.7 – 1.0 mg
Ambient temperature -40°C to +125°C with Irms current
Maximum part temperature +140°C (ambient + temp rise).
Storage temperature Component: -40°C to +140°C.
 Tape and reel packaging: -40°C to +80°C
Resistance to soldering heat Max three 40 second reflows at +260°C, parts cooled to room temperature between cycles
Temperature Coefficient of Inductance (TCL) +25 to +125 ppm/°C
Moisture Sensitivity Level (MSL) 1 (unlimited floor life at <30°C / 85% relative humidity)
Mean Time Between Failures (MTBF) 1 billion hours
Packaging 2000 or 10,000 per 7" reel Paper tape: 8 mm wide, 0.66 mm thick, 2 mm pocket spacing
PCB washing Tested to MIL-STD-202 Method 215 plus an additional aqueous wash. See [Doc787_PCB_Washing.pdf](#).

NEW!

0402DC Series (1005)



Part number ¹	Inductance ² (nH)	Percent tolerance ³	900 MHz		1.7 GHz		2.4 GHz		SRF typ ⁵ (GHz)	DCR max ⁶ (mOhms)	Irms ⁷ (mA)
			L typ	Q typ ⁴	L typ	Q typ ⁴	L typ	Q typ ⁴			
0402DC-3N0X_R_	3.0	5,3,2	2.97	61	2.98	92	3.00	142	15.78	37.0	1800
0402DC-3N3X_R_	3.3	5,3,2	3.26	68	3.28	116	3.31	160	14.24	37.0	1800
0402DC-3N6X_R_	3.6	5,3,2	3.55	68	3.59	112	6.61	157	13.50	46.0	1600
0402DC-3N9X_R_	3.9	5,3,2	3.86	69	3.90	114	3.96	158	12.65	46.0	1600
0402DC-4N3X_R_	4.3	5,3,2	4.25	62	4.29	100	4.34	136	13.80	48.0	1500
0402DC-4N7X_R_	4.7	5,3,2	4.65	67	4.71	108	4.80	146	12.70	48.0	1500
0402DC-5N6X_R_	5.6	5,3,2	5.56	69	5.66	112	5.80	146	11.00	57.0	1500
0402DC-6N2X_R_	6.2	5,3,2	6.18	71	6.32	112	6.52	146	9.20	57.0	1500
0402DC-6N8X_R_	6.8	5,3,2	6.75	69	6.88	110	7.07	138	10.15	63.0	1500
0402DC-8N2X_R_	8.2	5,3,2	8.18	72	8.42	113	8.77	138	8.33	70.0	1500
0402DC-12NX_R_	12	5,3,2	12.1	69	12.6	98	13.4	100	6.59	81.3	1200
0402DC-15NX_R_	15	5,3,2	15.1	70	15.9	100	17.1	110	6.20	115.0	1000
0402DC-18NX_R_	18	5,3,2	18.1	68	19.3	95	21.1	98	5.59	137.9	930
0402DC-22NX_R_	22	5,3,2	22.3	67	24.0	88	26.8	83	4.95	190.0	800
0402DC-27NX_R_	27	5,3,2	27.5	65	30.2	83	—	71	4.52	192.9	700
0402DC-30NX_R_	30	5,3,2	30.8	62	34.6	76	—	62	4.15	245	780
0402DC-33NX_R_	33	5,3,2	33.8	62	37.8	76	—	—	4.18	288	700
0402DC-39NX_R_	39	5,3,2	40.3	60	46.4	68	—	—	3.86	375	500
0402DC-47NX_R_	47	5,3,2	49.3	55	—	54	—	—	3.36	427	500
0402DC-51NX_R_	51	5,3,2	53.7	55	—	54	—	—	3.35	432	500
0402DC-68NX_R_	68	5,3,2	73.4	54	—	—	—	—	2.80	943	350
0402DC-72NX_R_	72	5,3,2	77.9	54	—	—	—	—	2.83	787	440
0402DC-82NX_R_	82	5,3,2	89.9	51	—	—	—	—	2.86	1057	390
0402DC-91NX_R_	91	5,3,2	101	48	—	—	—	—	2.82	1119	370
0402DC-R10X_R_	100	5,3,2	111	51	—	—	—	—	2.38	1507	280
0402DC-R12X_R_	120	5,3,2	138	46	—	—	—	—	2.20	1600	310

1. When ordering, please specify **tolerance** and **packaging** codes:

0402DC-82NXJRW

Tolerance: G = 2% H = 3% J = 5%

Packaging: W = 7" machine-ready reel, EIA-481 punched paper tape (2000 parts per full reel).

U = Less than full reel. In tape, but not machine ready. To have a leader and trailer added (\$25 charge), use code letter W instead.

Y = 7" machine-ready reel, EIA-481 punched paper tape (10,000 parts per full reel).

- Inductance measured at 250 MHz using a Coilcraft SMD-F fixture in an Agilent/HP 4287 impedance analyzer with Coilcraft-provided correlation pieces.
 - Tolerances in bold are stocked for immediate shipment.
 - Q measured using an Agilent/HP 4991A with an Agilent/HP 16197 test fixture.
 - SRF measured using an Agilent/HP 8722ES network analyzer and a Coilcraft SMD-D test fixture.
 - DCR measured on a micro-ohmmeter and a Coilcraft CCF858 test fixture.
 - Current that causes a 15°C temperature rise from 25°C ambient. This information is for reference only and does not represent absolute maximum ratings.
 - Electrical specifications at 25°C.
- Refer to Doc 362 "Soldering Surface Mount Components" before soldering.



www.coilcraft.com

US +1-847-639-6400 sales@coilcraft.com
UK +44-1236-730595 sales@coilcraft-europe.com
Taiwan +886-2-2264 3646 sales@coilcraft.com.tw
China +86-21-6218 8074 sales@coilcraft.com.cn
Singapore + 65-6484 8412 sales@coilcraft.com.sg

Document 1153S-2 Revised 07/14/17

© Coilcraft Inc. 2017

This product may not be used in medical or high risk applications without prior Coilcraft approval. Specification subject to change without notice. Please check web site for latest information.