

DESCRIPTION

The SE10F10B5.0MA is Bi-directional transient voltage suppressors (TVS) to protect sensitive electronic components from electrostatic discharge (ESD). It is particularly well-suited for cellular phones, PMP, MID, PDA, digital cameras and other electronic equipments.

The SE10F10B5.0MA is safely dissipating ESD strikes to meet the ESD immunity testing of IEC61000-4-2.

The SE10F10B5.0MA is available in a DFN1006 package with Pb-free.

FEATURES

- > 100 Watts Peak Pulse Power per Line (tp=8/20μs)
- > Protects one bidirectional I/O line
- > Working voltages : 5.0 V
- > Low leakage current
- > Low clamping voltage

APPLICATIONS

- > Cell Phone Handsets and Accessories
- > Microprocessor based equipment
- > Personal Digital Assistants (PDA's)
- > Notebooks, Desktops, and Servers
- > Portable Instrumentation
- > Peripherals
- > Pagers

IEC COMPATIBILITY

- > IEC61000-4-2 (ESD) ±25kV (air), ±15kV (contact)
- > IEC61000-4-4 (EFT) 40A (5/50ns)

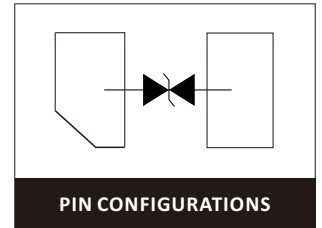
MAXIMUM RATINGS AND CHARACTERISTICS Ratings at 25°C ambient temperature unless otherwise specified.

RATING	SYMBOL	VALUE	UNITS
Peak Pulse Power (tp=8/20μs waveform).	PPPM	100	Watts
Operating Temperature Range.	TJ	-55~+125	°C
Storage Temperature Range.	TSTG	-55~+150	°C

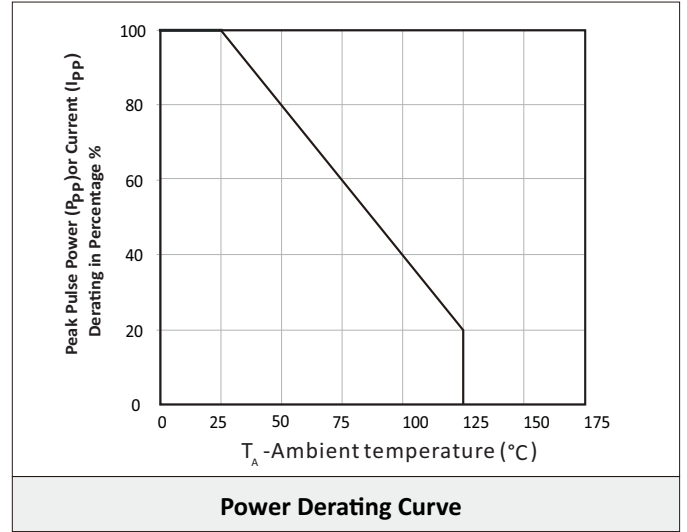
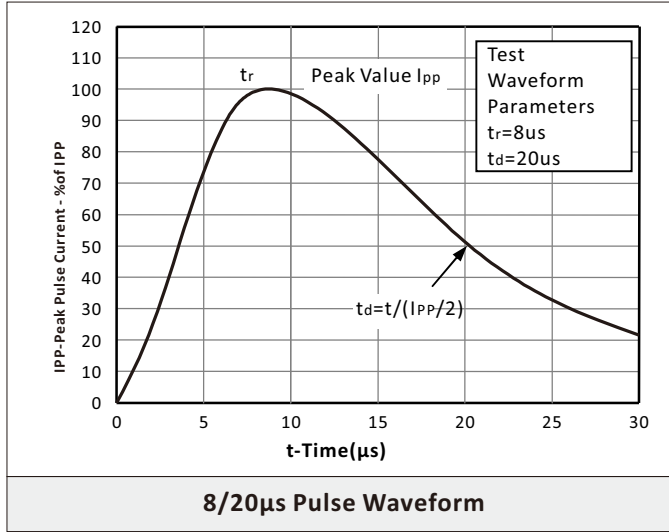
Stresses exceeding those listed in the Maximum Ratings table may damage the device. If any of these limits are exceeded, device functionality should not be assumed, damage may occur and reliability may be affected.

ELECTRICAL CHARACTERISTICS

Part Number	Device Marking Code	Reverse Stand-off Voltage Max.	Breakdown Voltage Min.	Test Current	Peak Pulse Current Max.@1A	Peak Pulse Current	Junction Capacitance Typ.	Reverse Leakage Max.
		VRWM(V)	VBR (V)	IT(mA)	Vc(V)	Vc(V) Max. @A	CT(PF)	IR(μA)
SE10F10B5.0MA	H5	5.00	6.00	1	15	30 3	0.3	1

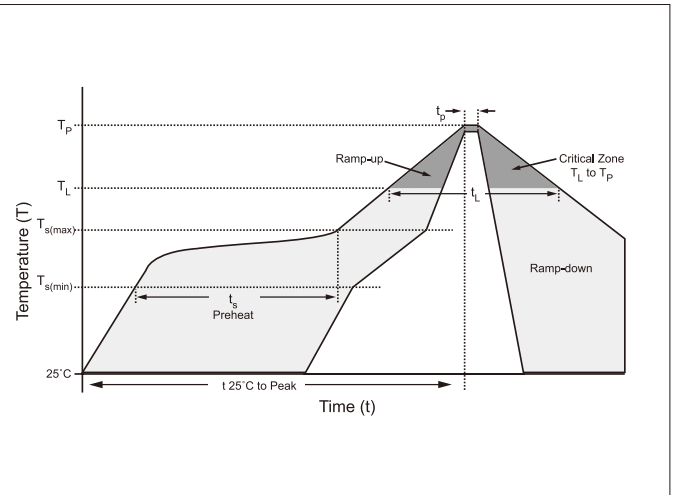


PRODUCT DIMENSIONS



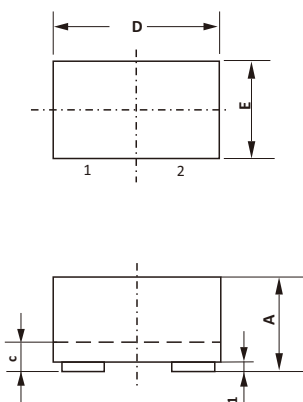
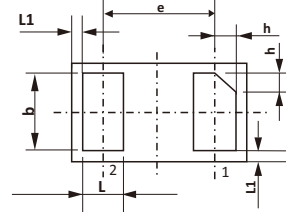
REFLOW PROFILE

Reflow Condition		Lead-free assembly
Pre Heat	Temperature Min (Ts(min))	150°C
	Temperature Max (Ts(max))	200°C
	Time (min to max) (ts)	60 – 180 secs
Average ramp up rate (Liquidus Temp (TL) to peak)		3°C/second max
Ts(max)to TL - Ramp-up Rate		3°C/second max
Reflow	Temperature (TL) (Liquidus)	217°C
	Time (min to max) (tl)	60 – 150 seconds
Peak Temperature (Tp)		260°C
Time within 5°C of actual peak Temperature (tp)		20 – 40 seconds
Ramp-down Rate		6°C/second max
Time 25°C to peak Temperature (Tp)		8 minutes Max.
Do not exceed		260°C



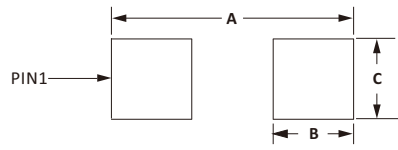
DFN1006 PACKAGE DIMENSIONS

OUTLINED DIMENSIONS				
DIM	MILLIMETERS		INCHES	
	MIN	MAX	MIN	MAX
A	0.40	0.50	0.016	0.020
A1	0	0.05	0	0.002
b	0.40	0.60	0.016	0.024
c	0.12	0.18	0.005	0.007
D	0.95	1.05	0.037	0.041
e	0.65TYP		0.026TYP	
E	0.55	0.65	0.022	0.026
L	0.15	0.35	0.006	0.014
L1	0.05REF		0.002REF	
h	0.07	0.17	0.003	0.007

RECOMMENDED PAD LAYOUT DIMENSIONS

DIM	MILLIMETERS	INCHES
A	1.20	0.047
B	0.47	0.019
C	0.60	0.024



ORDERING INFORMATION

Part Number	Component Package	QTY/Reel	Reel Size
SE10F10B5.0MA	DFN1006	12000PCS	7"



CONTACT US

Headquarters

A Building Caohejing I&E Park Pujiang Minhang Shanghai
China

Hotline

400-021-5756

Web

<http://www.semiware.com.cn>

By Telephone

Sales: 86-21-3463-7345

Customer Service: 86-21-3463-7172-8810/8826

Technical Support: 86-21-3463-7173-8811

By Email

Sales: sales03@semiware.com.cn

Customer Service: sales17@semiware.com.cn

Technical Support: fae03@semiware.com.cn

By Fax

General: 86-21-3965-0654

Sales: 86-21-3463-7458

COPYRIGHT ©Semiware 2009 - This literature is subject to all applicable copyright laws and is not for resale in any manner.

SPECIFICATIONS: Semiware reserves the right to change the electrical and or mechanical characteristics described herein without notice.

DESIGN CHANGES: Semiware reserves the right to discontinue product lines without notice and that the final judgement concerning selection and specifications is the buyer's and that in furnishing engineering and technical assistance. Semiware assumes no responsibility with respect to the selection or specifications of such products. Semiware makes no warranty, representation or guarantee regarding the suitability of its products for any particular purpose, nor does Semiware assume any liability arising out of the application or use of any product or circuit and specifically disclaims any and all liability without limitation special, consequential or incidental damages.

LIFE SUPPORT POLICY: Semiware products are not authorized for use in life support systems without written consent from the factory.

