

## FEATURES

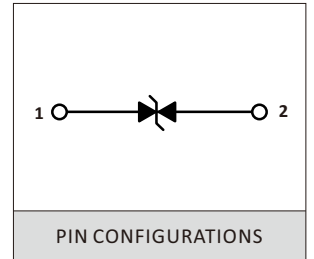
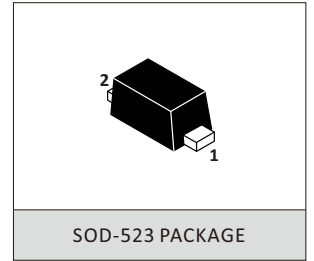
- > 100 Watts Peak Pulse Power per Line(tp=8/20μs)
- > Protects one bidirectional I/O line
- > Low clamping voltage
- > Working voltages : 5.0V
- > Low leakage current

## APPLICATIONS

- > Cell Phone Handsets and Accessories
- > Microprocessor based equipment
- > Personal Digital Assistants (PDA's)
- > Notebooks, Desktops, and Servers
- > Portable Instrumentation
- > Peripherals
- > Pagers

## IEC COMPATIBILITY

- > IEC61000-4-2 (ESD) ±30kV (air), ±30kV (contact)
- > IEC61000-4-4 (EFT) 40A (5/50ns)



## MAXIMUM RATINGS AND CHARACTERISTICS Ratings at 25°C ambient temperature unless otherwise specified.

RATING	SYMBOL	VALUE	UNITS
Peak Pulse Power (tp=8/20μs waveform).	PPM	100	Watts
Operating Temperature Range.	T <sub>J</sub>	-55~+125	°C
Storage Temperature Range.	T <sub>STG</sub>	-55~+150	°C

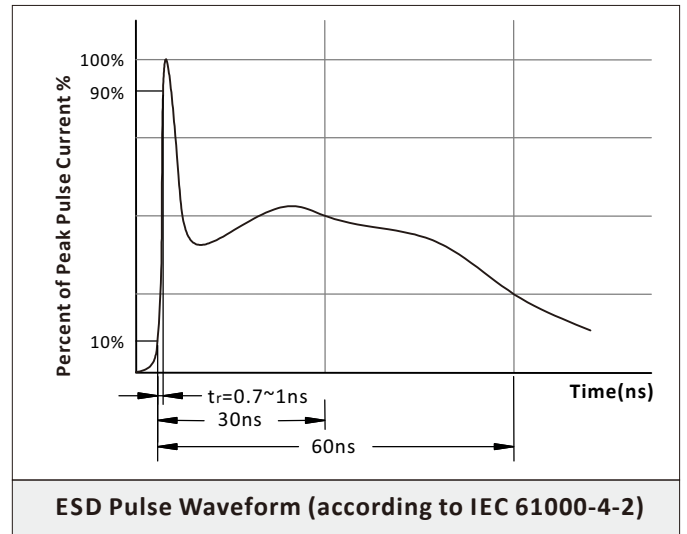
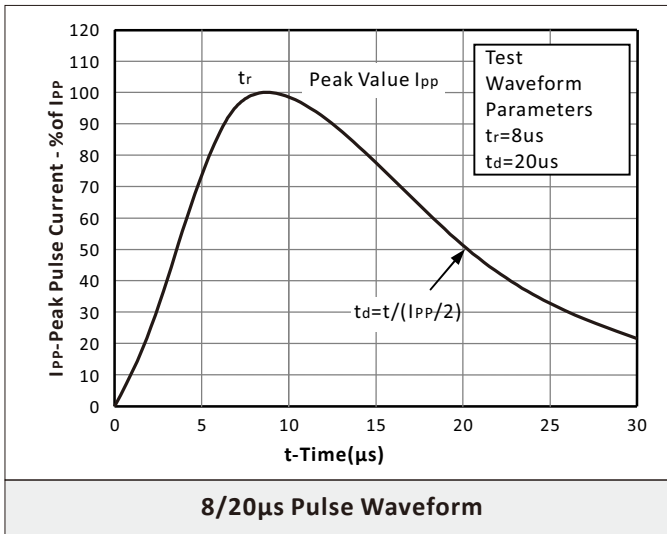
Stresses exceeding those listed in the Maximum Ratings table may damage the device. If any of these limits are exceeded, device functionality should not be assumed, damage may occur and reliability may be affected.

## ELECTRICAL CHARACTERISTICS

PART NUMBER	V <sub>RWM</sub>	V <sub>B</sub>	I <sub>T</sub>	V <sub>C</sub> @1A	V <sub>C</sub>		I <sub>R</sub>	C <sub>T</sub>
	(V) Max.	(V) Min.	(mA)	Max.	Max.	@A	(μA) Max.	(pF) Typ.
SE5D10B5.0A	5.0	6.0	1	9.8	23.0	3.0	1.0	9

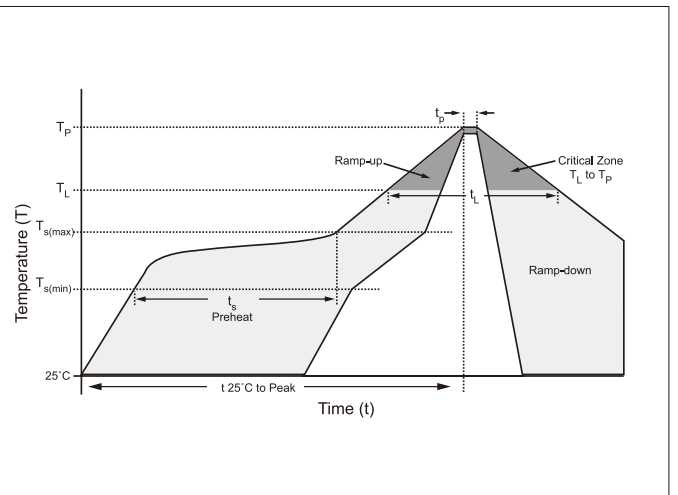


### CHARACTERISTIC CURVES

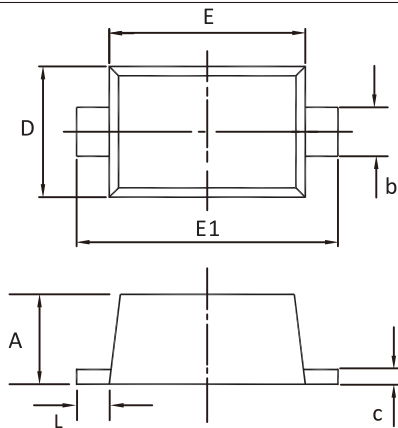


### REFLOW PROFILE

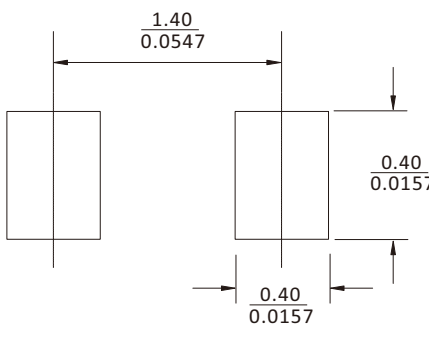
Reflow Condition		Lead-free assembly
Pre Heat	Temperature Min ( $T_{s(min)}$ )	150°C
	Temperature Max ( $T_{s(max)}$ )	200°C
	Time (min to max) ( $t_s$ )	60 – 180 secs
Average ramp up rate (Liquidus Temp ( $T_L$ ) to peak)		3°C/second max
$T_{s(max)}$ to $T_L$ - Ramp-up Rate		3°C/second max
Reflow	Temperature ( $T_L$ ) (Liquidus)	217°C
	Time (min to max) ( $t_L$ )	60 – 150 seconds
Peak Temperature ( $T_P$ )		260°C
Time within 5°C of actual peak Temperature ( $t_p$ )		20 – 40 seconds
Ramp-down Rate		6°C/second max
Time 25°C to peak Temperature ( $T_P$ )		8 minutes Max.
Do not exceed		260°C



### PRODUCT DIMENSIONS

	Symbol	Millimeters		Inches	
		Min.	Max.	Min.	Max.
	A	0.50	0.70	0.020	0.028
	b	0.25	0.35	0.010	0.014
	C	0.07	0.20	0.0028	0.0079
	D	0.70	0.90	0.028	0.035
	E	1.10	1.30	0.043	0.051
	E1	1.50	1.70	0.059	0.067
	L	0.15	0.25	0.006	0.010

### RECOMMENDED PAD LAYOUT DIMENSIONS

	<p>Notes: This recommended land pattern is for reference purposes only. Please consult your manufacturing group to ensure your PCB design guidelines are met.</p>
--	---

### ORDERING INFORMATION

Part Number	Component Package	QTY/Reel	Reel Size
SE5D10B5.0A	SOD-523	3000PCS	7"



## CONTACT US

### Headquarters

A Building Caohejing I&E Park Pujiang Minhang Shanghai  
China

### Hotline

400-021-5756

### Web

<http://www.semiware.com.cn>

### By Telephone

Sales: 86-21-3463-7345

Customer Service: 86-21-3463-7172-8810/8826

Technical Support: 86-21-3463-7173-8811

### By Email

Sales: [sales03@semiware.com.cn](mailto:sales03@semiware.com.cn)

Customer Service: [sales17@semiware.com.cn](mailto:sales17@semiware.com.cn)

Technical Support: [fae03@semiware.com.cn](mailto:fae03@semiware.com.cn)

### By Fax

General: 86-21-3965-0654

Sales: 86-21-3463-7458

COPYRIGHT ©Semiware 2009 - This literature is subject to all applicable copyright laws and is not for resale in any manner.

SPECIFICATIONS: Semiware reserves the right to change the electrical and or mechanical characteristics described herein without notice.

DESIGN CHANGES: Semiware reserves the right to discontinue product lines without notice and that the final judgement concerning selection and specifications is the buyer's and that in furnishing engineering and technical assistance, Semiware assumes no responsibility with respect to the selection or specifications of such products. Semiware makes no warranty, representation or guarantee regarding the suitability of its products for any particular purpose, nor does Semiware assume any liability arising out of the application or use of any product or circuit and specifically disclaims any and all liability without limitation on special, consequential or incidental damages.

LIFE SUPPORT POLICY: Semiware products are not authorized for use in life support systems without written consent from the factory.

