

TOD-14201AMG-B4-H-FB_116

Dual Digit Display LED

Part Number	Chip		Face Color	Segment Color
	Material	Source Color		
TOD-14201AMG-B4-H-FB_116	AlGaInP	Ultra-green	Black	White

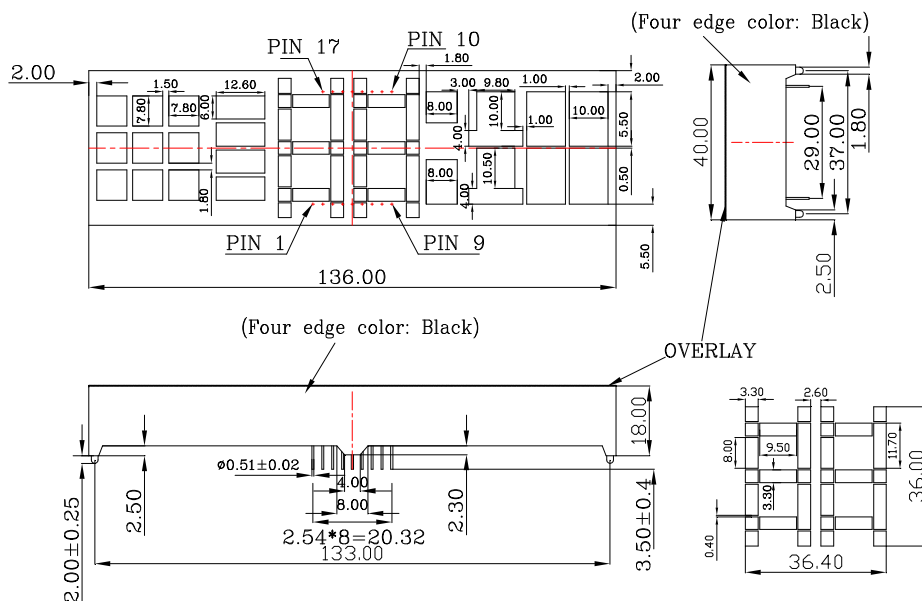
Features

- Common cathode
- I.C. compatible
- Low power requirement
- RoHS compliant

Applications

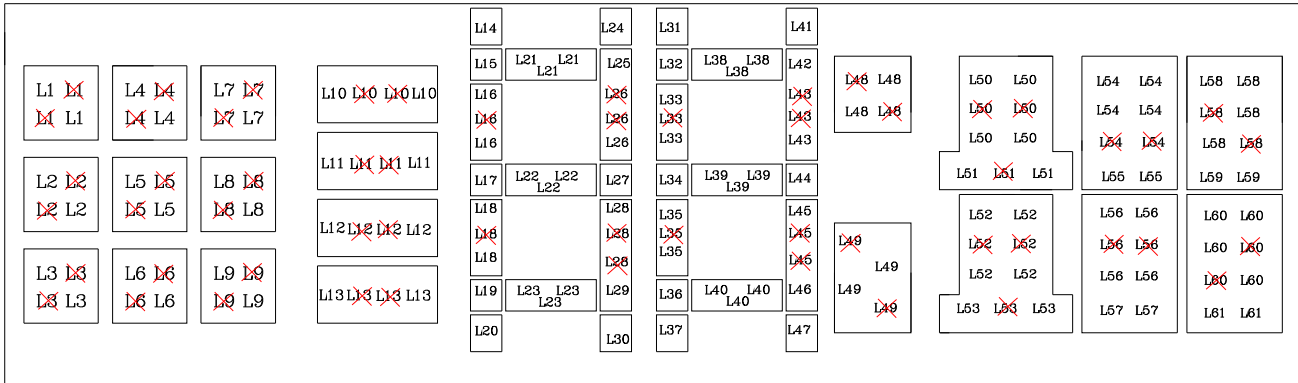
- Audio equipment
- Instrument panels
- Digital read out display


Package Dimensions & Internal Circuit Diagram



Notes:

1. All dimensions are in millimeters, tolerance: ± 0.25 ; Angle: $\pm 0.1^\circ$ unless otherwise noted.
2. Specifications are subject to change without notice.





Absolute Maximum Rating @ Ta=25°C

Parameter	Maximum Rating	Unit
Peak Forward Current (1/10 Duty Cycle, 0.1ms Pulse Width)	80	mA
Power Dissipation Per Dice	75	mW
Continuous Forward Current Per Dice	20	mA
Recommend Operating Current Per Dice	12	mA
Reverse Voltage Per Dice	15	V
Operating Temperature Range	-25°C to +85°C	
Storage Temperature Range	-30°C to +85°C	
Lead-Free Solder Temperature(1/16 Inch Below Seating Plane)	260°C for 3 Sec	

Electrical / Optical Characteristic @ Ta=25°C

Parameter	Symbol	Min.	Typ.	Max.	Unit	Test Condition	Grade
Dominant Wavelength	λ_d		572		nm	$I_F=20mA$	
Spectral Line Half-Width	$\Delta\lambda$		15		nm	$I_F=20mA$	
Forward Voltage	V_F	1.8	2.0	2.3	V	$I_F=20mA$	
Reverse Current	I_R			100	μA	$V_R=5V$	
Luminous Intensity Matching Rate	lv-m			2.0:1		$I_F=20mA$	

The DISPLAYS should be kept at 30°C or less and 60%RH or less. The DISPLAYS should be used within one year.