



EH CONNECTOR



2.5mm pitch/Disconnectable Crimp style connectors



This, the thinnest, 2.5mm pitch connector, is 8.1mm in height after mounting and 3.8mm in width. It is designed to meet the demand for the high-density connection of internal wires to printed circuit boards. It is compact, highly reliable and low in cost.

- Compact and slim
- Highly reliable contact
- Polarizing guides
- Easy and effective crimping

Specifications

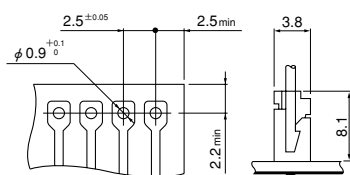
- Current rating: 3A AC, DC (AWG #22)
- Voltage rating: 250V AC, DC
- Temperature range: -25°C to +85°C
(including temperature rise in applying electrical current)
- Contact resistance: Initial value/ 10m Ω max.
After environmental testing/ 20m Ω max.
- Insulation resistance: 1,000M Ω min.
- Withstanding voltage: 800V AC/minute
- Applicable wire: AWG #32 to #22
- Applicable PC board thickness: 0.8 to 1.6mm

- * Compliant with RoHS.
- * Refer to "General Instruction and Notice when using Terminals and Connectors" at the end of this catalog.
- * Contact JST for details.

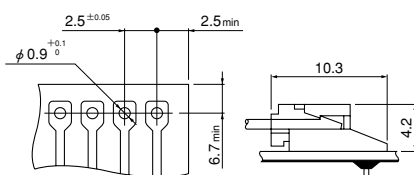
Standards

- Ⓜ Recognized E60389
- Ⓢ Certified LR20812
- Ⓡ R50082349

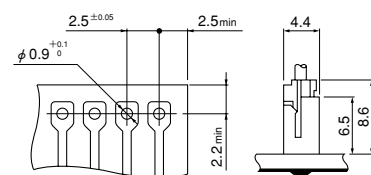
Top entry type



Side entry type



Radial-tape

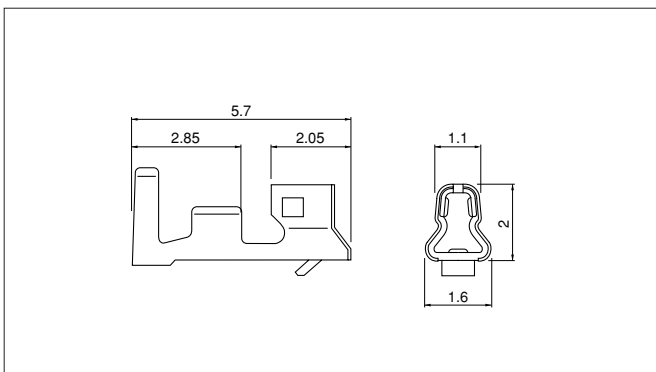


Note: 1. The above figure is the figure viewed from soldering side.

2. Tolerances are non-cumulative: ±0.05mm for all centers.

3. Hole dimension differ according to the kind of PC board and piercing method. If PC boards made of hard material are used, the hole dimensions should be larger. The dimensions above should serve as a guideline. Contact JST for details.

Contact



Model No.	Applicable wire		Insulation O.D. (mm)	Q'ty / reel
	mm ²	AWG#		
SEH-001T-P0.6	0.05 ~0.33	30~22	1.0~1.9	9,000
*SEH-001T-P0.6L	0.13 ~0.33	26~22	0.9~1.9	
*SEH-002T-P0.6L	0.05 ~0.13	30~26	0.9~1.3	
*SEH-003T-P0.6L	0.032~0.08	32~28	0.5~1.1	10,000

Material and Finish

Phosphor bronze, tin-plated (reflow treatment)

RoHS compliance

Note: 1. Contact JST for gold-plated products.

2. SEH-00()T-P0.6L is low-insertion force type contact, for easier insertion/withdrawal, which would be less resistant to the vibration. The crimp height is different from the standard contact.

3. *Marked products are not TÜV approved.

4. Contact JST for details.

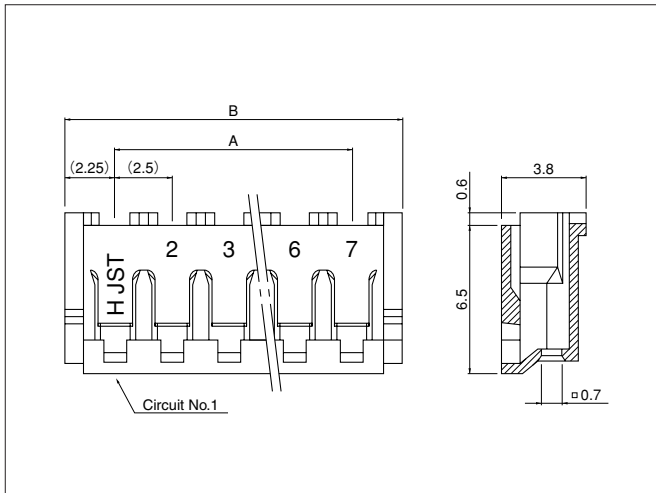
Contact	Crimping machine	Applicator		
		Crimp applicator	Dies	Crimp applicator with dies
SEH-001T-P0.6	AP-K2N	MKS-L	MK/SEH-001-06	APLMK SEH001-06
		*MKS-SC	SC/SEH-001-06	APLSC SEH001-06
SEH-001T-P0.6L		MKS-L	MK/SEH-001-06L	APLMK SEH001-06L
		*MKS-SC	SC/SEH-001-06L	APLSC SEH001-06L

Note: *Strip-crimp applicator

Contact	Crimping machine	Applicator		
		Crimp applicator	Dies	Crimp applicator with dies
SEH-002T-P0.6L	AP-K2N	MKS-L	MK/SEH-002-06L	APLMK SEH002-06L
		—	—	—
SEH-003T-P0.6L		MKS-L-10	MK/SEH-003-06L	APLMK SEH003-06L
		*MKS-SC-10	SC/SEH-003-06L	APLSC SEH003-06L

EH CONNECTOR

Housing



Circuits	Model No.	Dimensions (mm)		Q'ty / bag
		A	B	
2	EHR-2	2.5	7.0	1,000
3	EHR-3	5.0	9.5	1,000
4	EHR-4	7.5	12.0	1,000
5	EHR-5	10.0	14.5	1,000
6	EHR-6	12.5	17.0	1,000
7	EHR-7	15.0	19.5	1,000
8	EHR-8	17.5	22.0	1,000
9	EHR-9	20.0	24.5	1,000
10	EHR-10	22.5	27.0	1,000
11	EHR-11	25.0	29.5	1,000
12	EHR-12	27.5	32.0	1,000
13	EHR-13	30.0	34.5	1,000
14	EHR-14	32.5	37.0	1,000
15	EHR-15	35.0	39.5	1,000

Material

PA 66, UL94V-0, natural (white)

RoHS compliance

<For reference> As the color identification, the following alphabet shall be put in the underlined part. For availability, delivery and minimum order quantity, contact JST.

ex. **EHR-2-oo**

(blank)...natural (white)

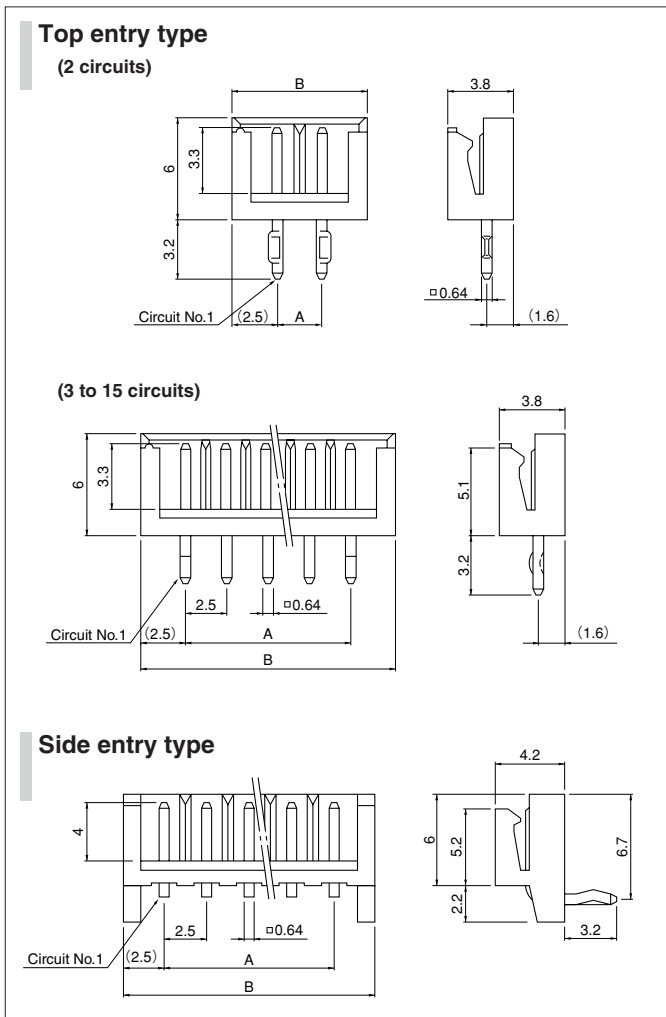
K...black R...red TR...tomato red E...blue Y...yellow

L...lemon yellow M...green O...orange N...brown PL...purple

PK...pink H...gray LE...light blue FY...vivid yellow

Shrouded header

The shrouded headers are interchangeable with those of the HR crimp style and insulation displacement connectors.



Circuits	Model No.		Dimensions (mm)		Q'ty / box	
	Top entry type	Side entry type	A	B	Top entry type	Side entry type
2	B2B-EH-A	S2B-EH	2.5	7.5	1,000	1,000
3	B3B-EH-A	S3B-EH	5.0	10.0	1,000	1,000
4	B4B-EH-A	S4B-EH	7.5	12.5	1,000	1,000
5	B5B-EH-A	S5B-EH	10.0	15.0	1,000	1,000
6	B6B-EH-A	S6B-EH	12.5	17.5	1,000	500
7	B7B-EH-A	S7B-EH	15.0	20.0	1,000	500
8	B8B-EH-A	S8B-EH	17.5	22.5	500	500
9	B9B-EH-A	S9B-EH	20.0	25.0	500	500
10	B10B-EH-A	S10B-EH	22.5	27.5	500	500
11	B11B-EH-A	S11B-EH	25.0	30.0	500	250
12	B12B-EH-A	S12B-EH	27.5	32.5	500	250
13	B13B-EH-A	S13B-EH	30.0	35.0	250	250
14	B14B-EH-A	S14B-EH	32.5	37.5	250	250
15	B15B-EH-A	S15B-EH	35.0	40.0	250	250

Material and Finish

Post: Brass, copper-undercoated, tin-plated (reflow treatment)
Wafer: PA 66, UL94V-0, natural (white)

RoHS compliance This product displays (LF)(SN) on a label. Note: Also available and identified as model BxxB-EH is a top entry type having a post extension length of 4.0mm

<For reference> As the color identification, the following alphabet shall be put in the underlined part. For availability, delivery and minimum order quantity, contact JST.

<Top entry type>

ex. **B2B-EH-A-oo**

(blank)...natural (white)

K...black R...red E...blue Y...yellow M...green

<Side entry type>

ex. **S2B-EH-oo**

(blank)...natural (white)

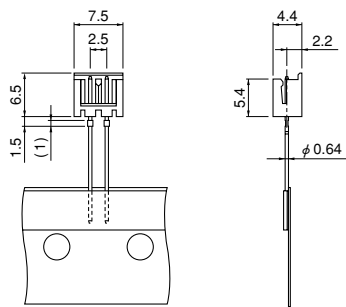
K...black R...red TR...tomato red E...blue Y...yellow

L...lemon yellow M...green O...orange N...brown P...purple

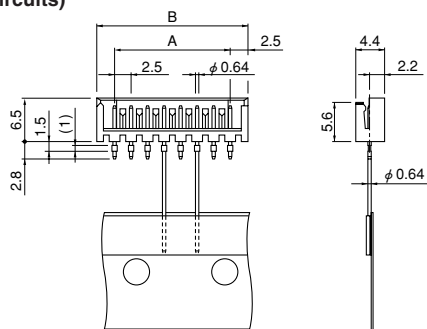
PK...pink H...gray LE...light blue FY...vivid yellow

Shrouded header on radial-tape

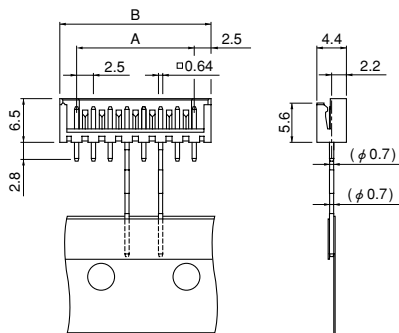
● TS type (2 circuits)



(3 to 8 circuits)



● TV4 type



Circuits	Model No.		Dimensions (mm)		Q'ty / box
	TS type	TV4 type	A	B	
2	B2B-EH-TS	—	—	—	1,400
3	B3B-EH-TS	B3B-EH-TV4	5.0	10.0	1,400
4	B4B-EH-TS	B4B-EH-TV4	7.5	12.5	700
5	B5B-EH-TS	B5B-EH-TV4	10.0	15.0	700
6	B6B-EH-TS	B6B-EH-TV4	12.5	17.5	700
7	B7B-EH-TS	B7B-EH-TV4	15.0	20.0	700
8	B8B-EH-TS	B8B-EH-TV4	17.5	22.5	700

Material and Finish

Pin/Post: Brass, copper-undercoated, tin-plated (reflow treatment)
Wafer: PA 66, UL94V-0, natural (white)

RoHS compliance This product displays (LF)(SN) on a label.

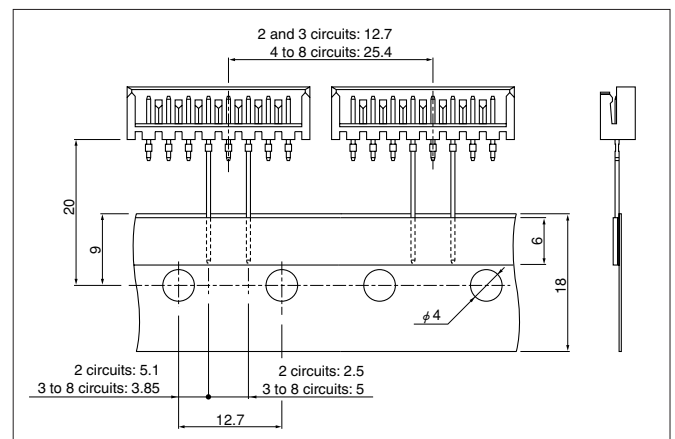
<For reference> As the color identification, the following alphabet shall be put in the underlined part. For availability, delivery and minimum order quantity, contact JST.

ex. **B2B-EH-TS-oo**

(blank)...natural (white)

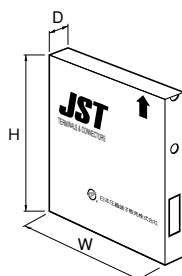
K...black R...red E...blue Y...yellow M...green N...brown

Taping specifications

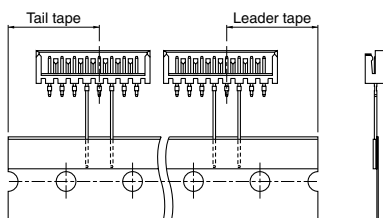


Note: Conforms to JIC C 0806 of "Tape packaging of components with unidirectional leads on continuous tapes".

Packaging specifications



Distance between the end of the tape and the first connector's center line (either end)



Package type	Flat pack (zigzag folded)	
Distance between folds	24 indexing holes per fold (304.8mm)	
Box size	316(W)×45(D)×330(H)mm	
Distance between the end of the tape and the first connector's center line (either end)	19.05mm	
Quantity	2, 3 circuits	1,400 pcs. / box
	4~8 circuits	700 pcs. / box

Note: Products of different packaging specifications are also available. Contact JST for details.