




**ROCKER SWITCH**  
**SS24 SERIES**



**SPECIFICATION**

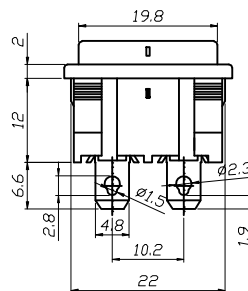
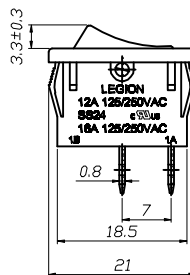
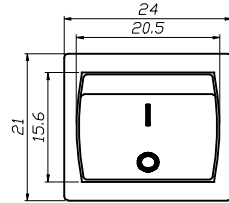
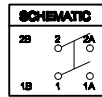
Rating:12A 125/250VAC(CUL)  
16A 125/250VAC(CUL)  
16(4)A 250V~T125/55(ENEC10,VDE,NEMKO,CQC)  
INITIAL CONTACT RESISTANCE:20mΩ Max  
OPERATION FORCE:500±200gf  
INSULATION RESISTANCE:100mΩ MIN 500VDC  
WITHSTAND VOLTAGE:1000VAC FOR 1MINUTE  
ENDURANCE:10,000CYCLES



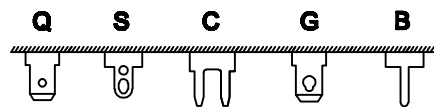
TERMINAL TYPE	
Q	QUICK-CONN
S	SOLDERING
C	CUSTOMER DESIGN
G	QUICK-CONN
B	PCB TYPE(VERTICAL 6.6mm)

CURRENT CIRCUIT			
20	ON	- OFF	SPST
21 (ON)	- OFF	(OFF)	
30	ON	- ON	SPDT
31 (ON)	- ON	(OFF)	
40	ON	- OFF	DPST
41 (ON)	- OFF	(OFF)	
60	ON	- ON	DPDT
61 (ON)	- ON	(OFF)	

(-)MOMENTARY

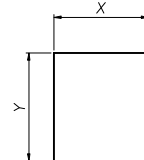


**Terminal List**



PANEL CUTOUT DIMENSION

PANEL THICKNESS	X	Y
0.8-1.2mm	19.2 <sup>+0.1</sup> mm	21.9 <sup>+0.1</sup> mm
1.3-2.0mm	19.4 <sup>+0.1</sup> mm	21.9 <sup>+0.1</sup> mm
2.1-2.5mm	19.8 <sup>+0.1</sup> mm	21.9 <sup>+0.1</sup> mm



**SS24 SERIES ORDERING SYSTEM**

