

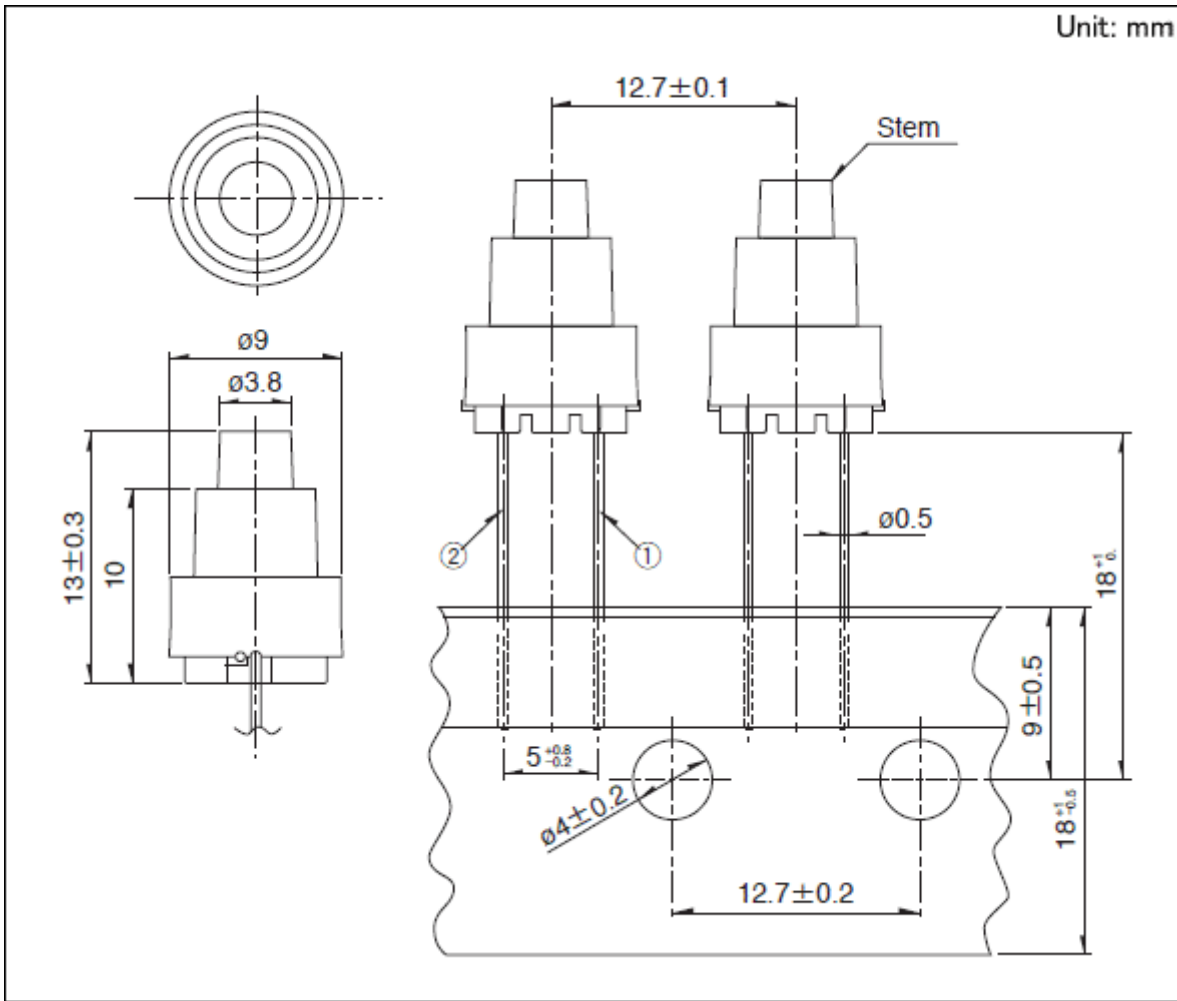


9.0mm Diameter Water-proof Type with Round Terminals (Radial) SKRC Series

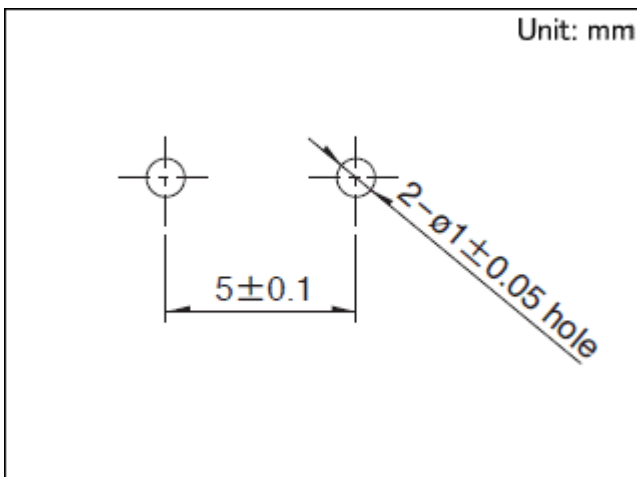
Type	Radial	
Operating force	1.57N	
Operating direction	Top push	
Travel	0.25mm	
Operating life (5mA 5V DC)	100,000 cycles	
Initial contact resistance	500mΩ max.	
Stem color	Dark gray	
Series type	Sharp feeling type	
Operating temperature range	-40°C to +90°C	
Rating (max.)	50mA 12V DC	
Rating (min.)	10μA 1V DC	
Electrical performance	Insulation resistance	100MΩ min. 100V DC for 1min.
	Voltage proof	250V AC for 1 min.
Durability	Vibration	10 to 55 to 10Hz/min., the amplitude is 1.5mm for all the frequencies, in the 3 direction of X, Y and Z for 2 hours respectively
Environmental performance	Cold	-40±2°C for 96h
	Dry heat	90±2°C for 96h
	Damp heat	60±2°C, 90 to 95%RH for 1000h
Water Resistance Function	Model	SKRC
	Temperature of water	60°C
	Depth of water	10cm
	Immersion duration	240h

Minimum order unit (pcs.)	Japan	900
	Export	900

Dimensions

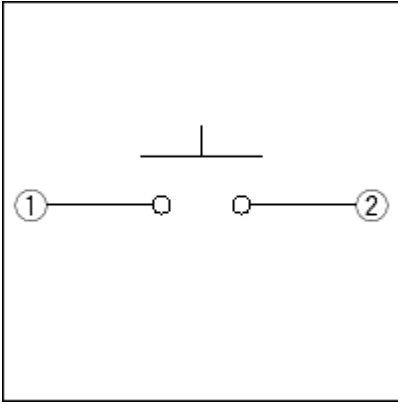


Mounting Hole Dimensions



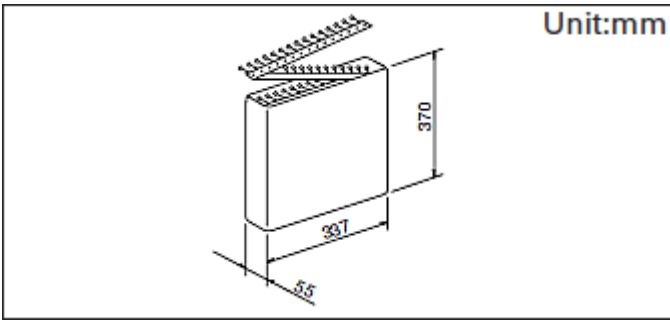
Viewed from mounting face.

Circuit Diagram



Packing Specifications

Taping



Number of packages 1 box (pcs.)	900
1 case / Japan	9,000
1 case / export packing	9,000
Export package measurements (mm)	353×764×309

Soldering Conditions

Conditions for Auto-dip

Items	Condition
Flux built-up	Mounting surface should not be exposed to flux
Preheating temperature	Ambient temperature of the soldered surface of PC board. 100°C max.
Preheating time	60s max.
Soldering temperature	260°C max.
Duration of immersion	5s max.
Number of soldering	2 times max.

Manual Soldering

Items	Condition
Soldering temperature	350°C max.
Duration of soldering	3s max.
Capacity of soldering iron	60W max.

1. Do not washing the TACT Switch™.
2. Prevent flux penetration from the top side of the TACT switch™.
3. Switch terminals and a PC board should not be coated with flux prior to soldering.
4. The second soldering should be done after the switch returns to normal temperature.
5. Use the flux with a specific gravity of at least 0.81.
(EC-19s-8 by TAMURA Corporation, or their equivalents.)

Notes are common to this series/models.

1. This site catalog shows only outline specifications. When using the products, please obtain formal specifications for supply.
2. When the switch is used in an environment subject to high humidity or condensation, make sure the terminals are coated thoroughly to prevent current leakage between terminals.
3. Avoid using coating material coating toluene or xylene. For more information on coating material, please contact us.
4. Switch terminals must be coated thoroughly until the terminals are fully covered.
5. For more information on coating material, please contact us.
6. Please use 1.6mm thick PC boards.
7. Please place purchase orders for taping products per minimum order unit (1 box or a case).
8. Please contact us for automotive use products.