

SMT Half Pitch DIP  
Switch–Auto  
Placeable

**Features**

Optimized Mechanical Features


- Gull-wing and "J" bend terminal configurations
- Low profile actuators prevent accidental actuation
- SPST configuration available

Optimized Contact System

- Redundant, wiping contact
- Contactor does not deflect during actuation
- 0.6 mm/.024" actuator travel

Materials

- Gold plated beryllium copper contacts
- Gold flash coated terminals
- High temperature materials (UL94V-0)
- RoHS Compliant
- Optional top tape seal for board spray washing



**Electrical and Mechanical Specifications**

Switch Function

SPST - 2, 4, 6, 8, 10, and 12 positions

Switch Contact Resistance

100 milliohms maximum initial

100 milliohms maximum at end of life

Insulation Resistance

100 megohms minimum between insulated terminals

Dielectric Strength

350 VAC for 1 minute between adjacent switches

Nonswitching Rating

100 mA or 50 VDC maximum

Switch Capacitance

10 pF maximum between adjacent closed switches

Operating Temperature

- 55°C to +85°C

Actuation Life

1,000 cycles switching 25 mA @ 24 VDC

Coplanarity

Coplanarity of 0.1mm/.004" maximum

Allowable Solder Time

Up to 60 seconds at 260°C

Vibration

Per MIL-STD-202G, method 204D, condition B (.06" or 15G's between 10 HZ to 2 KHz) with no contact inconsistencies greater than 1 microsecond.

Shock

Per MIL-STD-202G, method 213B, condition A (50G's) with no contact inconsistencies greater than 1 microsecond.

Sealing

Standard bottom seal

Optional top tape seal for board spray washing

Marking

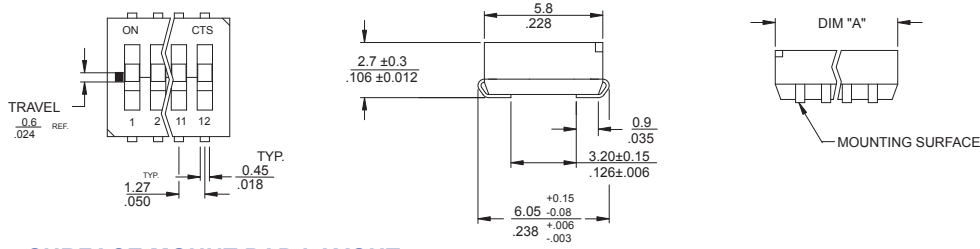
Special marking available-consult CTS

Packaging

Standard : Anti-static tube packaging

Optional : Tape and reel packaging

## CTS SERIES 218LPJ - "J" Bend Terminal



### SURFACE MOUNT PAD LAYOUT

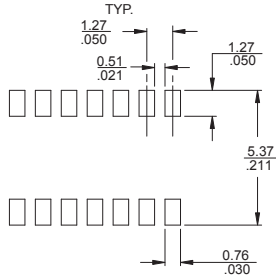
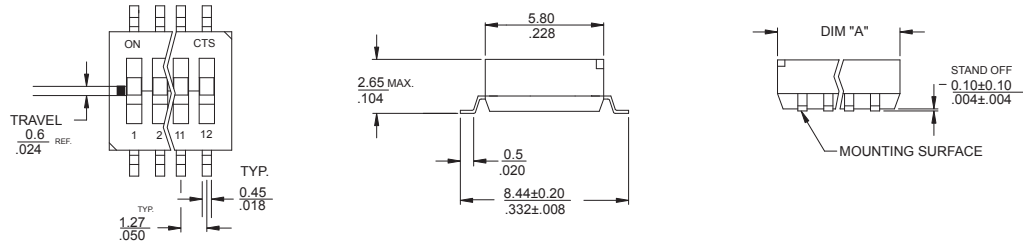


TABLE 1

NO. OF SWITCH POSITIONS	"A" OVERALL DIMENSIONS
2	3.71/.146
4	6.25/.246
6	8.79/.346
8	11.33/.446
10	13.87/.546
12	16.41/.646

## CTS SERIES 218LP - Gull Wing Terminal



### SURFACE MOUNT PAD LAYOUT

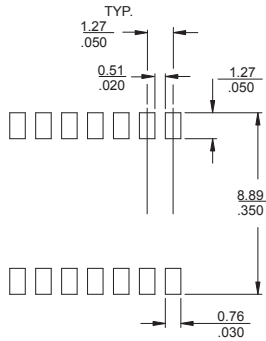


TABLE 2

NO. OF SWITCH POSITIONS	"A" OVERALL DIMENSIONS
2	3.71/.146
4	6.25/.246
6	8.79/.346
8	11.33/.446
10	13.87/.546
12	16.41/.646

DIMENSION:  $\frac{\text{mm}}{\text{inch}}$

## Ordering Information

