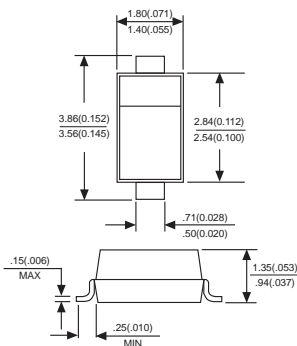




# B5817W THRU B5819W

## SCHOTTKY DIODE

### SOD-123



### FEATURES

- ▶ For use in low voltage, high frequency inverters
- ▶ Free wheeling, and polarity protection applications

### MECHANICAL DATA

**Case:** Molded plastic body

**Terminals:** Plated leads solderable per MIL-STD-750, Method 2026

**Polarity:** Polarity symbols marked on case

**Marking:** B5817W:SJ, B5818W:SK, B5819W:SL

Maximum ratings and electrical characteristics, Single diode @  $T_A=25^\circ\text{C}$

PARAMETER	SYMBOLS	B5817W	B5818W	B5819W	UNITS
Peak repetitive peak reverse voltage	$V_{RRM}$				
Working peak reverse voltage	$V_{RWM}$	20	30	40	V
DC Blocking voltage	$V_R$				
RMS Reverse voltage	$V_{R(RMS)}$	14	21	28	V
Average rectified output current	$I_o$		1		A
Peak forward surge current @=8.3ms	$I_{FSM}$		9		A
Repetitive peak forward current	$I_{FRM}$		1.5		A
Power dissipation	$P_d$		500		mW
Thermal resistance junction to ambient	$R_{\theta JA}$		200		$^\circ\text{C/W}$
Storage temperature	$T_{STG}$		-65 to +150		$^\circ\text{C}$
Non-Repetitive peak reverse voltage	$V_{RM}$	20	30	40	V

Electrical ratings @  $T_A=25^\circ\text{C}$

PARAMETER	SYMBOLS	Min.	Max.	Unit	Test conditions	
Reverse breakdown voltage	$V_{(BR)}$	20		V	$I_R=1\text{mA}$	B5817W
		30		V		B5818W
		40		V		B5819W
Reverse voltage leakage current	$I_R$		1	mA	$V_R=20\text{V}$	B5817W
					$V_R=30\text{V}$	B5818W
					$V_R=40\text{V}$	B5819W
Forward voltage	$V_F$		0.45 0.75	V	$I_F=1\text{A}$ $I_F=3\text{A}$	B5817W
			0.55 0.875			B5818W
			0.6 0.9			B5819W
Diode capacitance	$C_D$		120	pF	$V_R=4\text{V}, f=1.0\text{MHz}$	

# RATINGS AND CHARACTERISTIC CURVES B5817W THRU B5819W

FIG. 1- FORWARD CURRENT DERATING CURVE

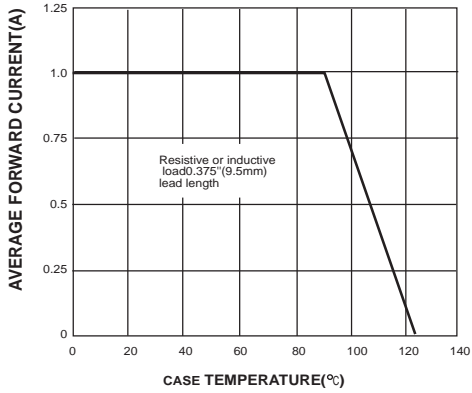


FIG. 2-MAXIMUM NON-REPETITIVE PEAK FORWARD SURGE CURRENT

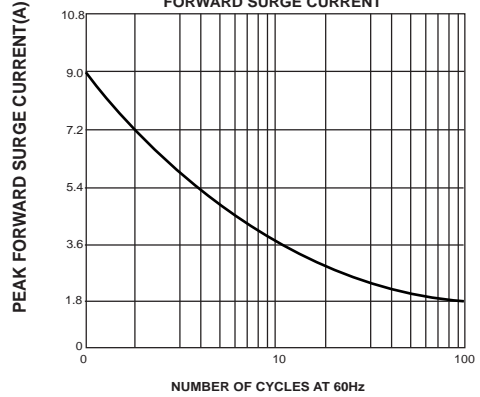


FIG. 3- TYPICAL INSTANTANEOUS FORWARD CHARACTERISTICS

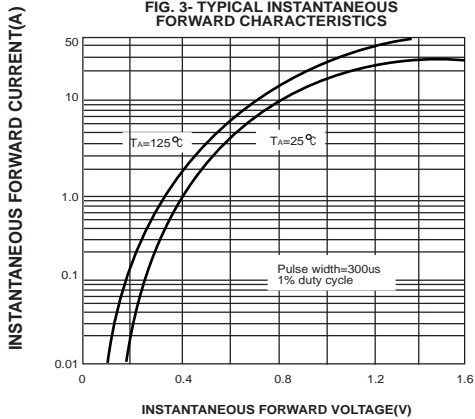


FIG. 4- TYPICAL REVERSE CHARACTERISTICS

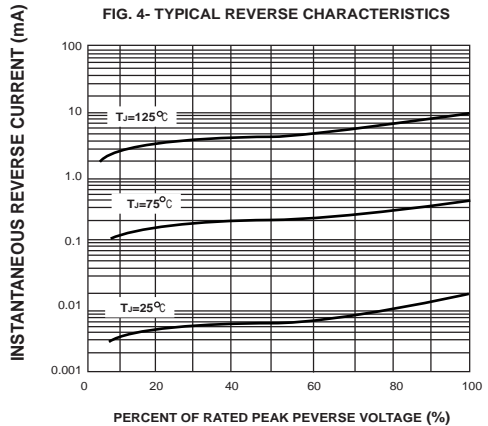


FIG. 5- TYPICAL JUNCTION CAPACITANCE

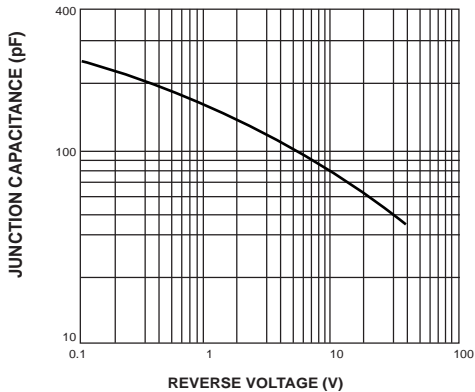
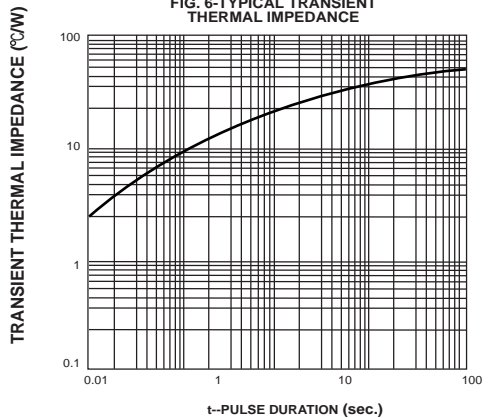


FIG. 6-TYPICAL TRANSIENT THERMAL IMPEDANCE



The cruve graph is for reference only, can't be the basis for judgment(曲线图仅供参考)!

