

描述 / Descriptions

SOT-89 塑封封装 PNP 半导体三极管。Silicon PNP transistor in a SOT-89 Plastic Package.

特征 / Features

饱和压降低,开关时间快,体积小,可与互补 KTC4379。

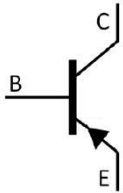
Low saturation voltage, high speed switching time, small flat package, Complementary to KTC4379.

用途 / Applications


用于功率放大和开关。

Power amplifier and switching applications.

内部等效电路 / Equivalent Circuit



引脚排列 / Pinning



PIN 1 : Base PIN 2 : Collector PIN 3 : Emitter

印章代码 / Marking

h_{FE} Classifications Symbol	O	Y
h_{FE} Range	70 ~ 140	120 ~ 240
Marking	HNO *	HNY *

极限参数 / Absolute Maximum Ratings(Ta=25°C)

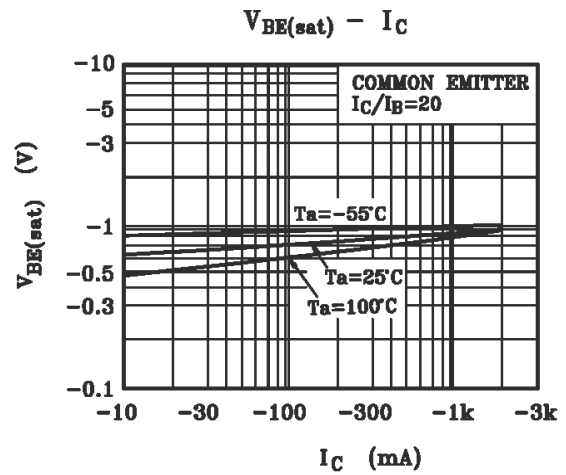
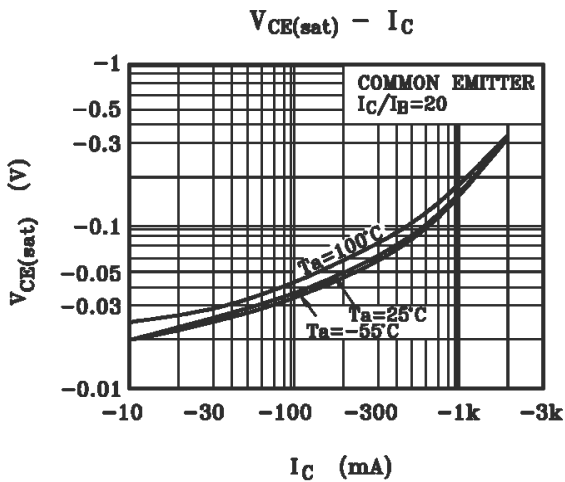
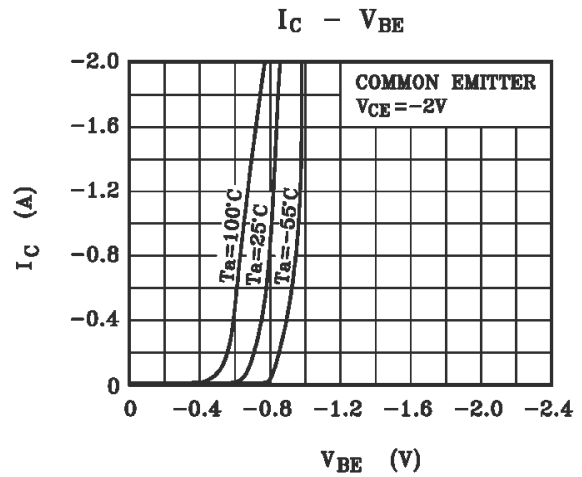
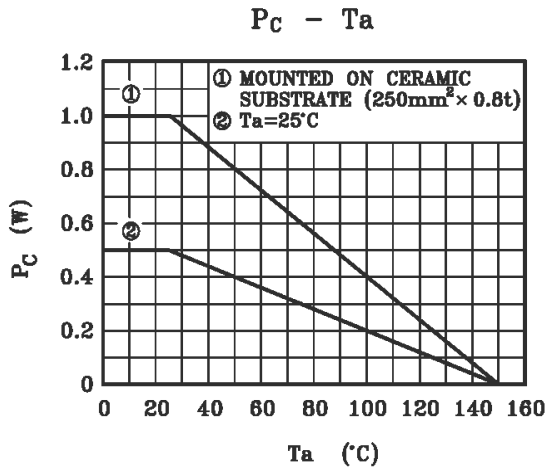
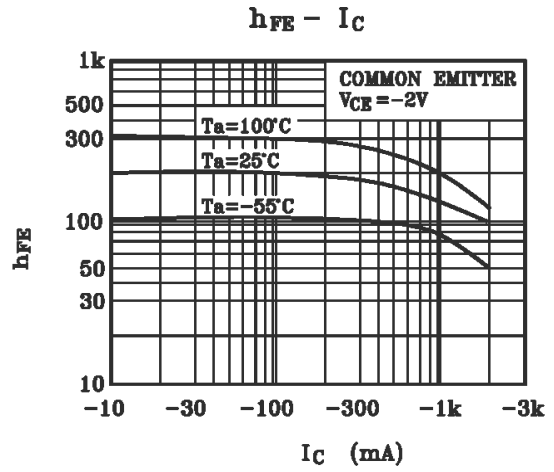
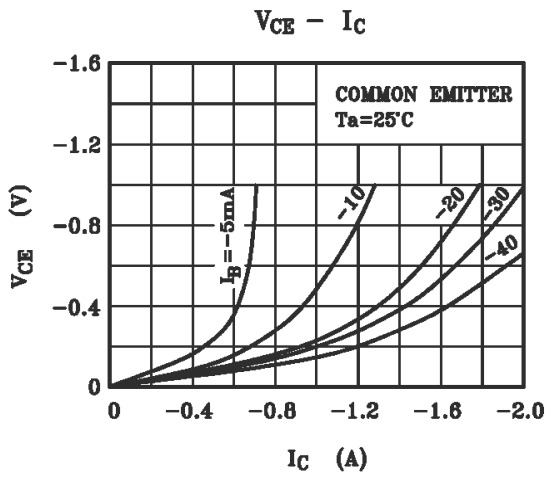
参数 Parameter	符号 Symbol	数值 Rating	单位 Unit
Collector to Base Voltage	V_{CBO}	-50	V
Collector to Emitter Voltage	V_{CEO}	-50	V
Emitter to Base Voltage	V_{EBO}	-5.0	V
Collector Current - Continuous	I_C	-2.0	A
Collector Base – Continuous	I_B	-0.4	A
Collector Power Dissipation	P_C	500	mW
Collector Power Dissipation*	* P_C	1.0	W
Junction Temperature	T_j	150	°C
Storage Temperature Range	T_{stg}	-55~150	°C

*KTA1666 mounted on ceramic substrate(250mm²×0.8t)

电性能参数 / Electrical Characteristics(Ta=25°C)

参数 Parameter	符号 Symbol	测试条件 Test Conditions	最小值 Min	典型值 Typ	最大值 Max	单位 Unit
Collector Cut-Off Current	I_{CBO}	$V_{CB}=-50V$ $I_E=0$			-0.1	μA
Emitter Base Cut-Off Current	I_{EBO}	$V_{EB}=-5.0V$ $I_C=0$			-0.1	μA
Collector to Emitter Breakdown Voltage	V_{CEO}	$I_C=-10mA$ $I_B=0$	-50			V
DC Current Gain	$h_{FE(1)}$	$V_{CE}=-2.0V$ $I_C=-0.5A$	70		240	
	$h_{FE(2)}$	$V_{CE}=-2.0V$ $I_C=-1.5A$	40			
Collector to Emitter Saturation Voltage	$V_{CE(sat)}$	$I_C=-1.0A$ $I_B=-0.05A$			-0.5	V
Base to Emitter Saturation Voltage	$V_{BE(sat)}$	$I_C=-1.0A$ $I_B=-0.05A$			-1.2	V
Transition Frequency	f_T	$V_{CE}=-2.0V$ $I_C=-0.5A$		120		MHz
Collector Output Capacitance	C_{ob}	$V_{CB}=-10V$ $I_E=0$ $f=1MHz$		40		pF
Turn-On Time	t_{on}	$-I_{B1}=I_{B2}=0.05A$		0.1		μS
Storage Time	t_{stg}			1.0		μS
Fall Time	t_f			0.1		μS

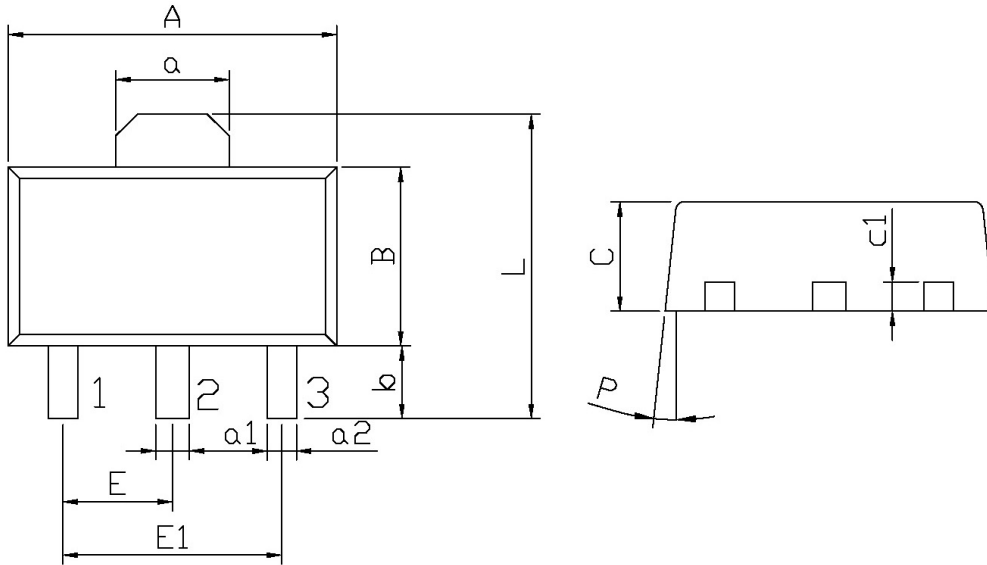
电参数曲线图 / Electrical Characteristic Curve



外形尺寸图 / Package Dimensions

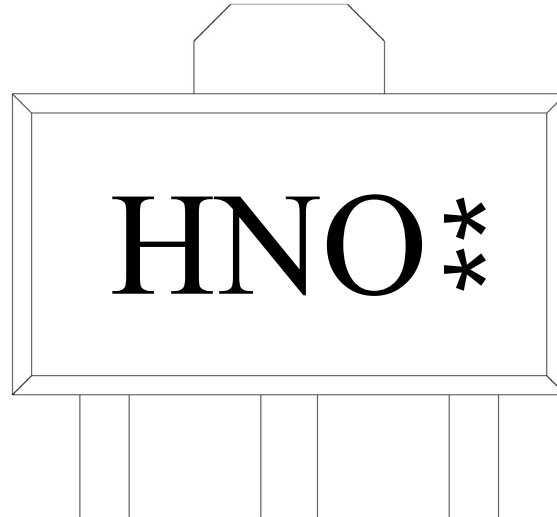
SOT-89

单位: mm



Symbol	Dimensions In Millimeters		Symbol	Dimensions In Millimeters	
	Min	Max		Min	Max
A	4.4	4.7	a1	0.36	0.56
B	2.35	2.65	a2	0.30	0.50
L	3.878	4.478	C	1.40	1.70
a	1.45	1.65	c1	0.35	0.50
E	1.40	1.60	P	6°	
E1	2.80	3.20			
b	0.80	1.20			

印章说明 / Marking Instructions



说明：

- H： 为公司代码
- N： 为型号代码
- O： 为 h_{FE} 档次代码
- **： 为生产批号代码，随生产批号变化。

Note:

- H: Company Code.
- N: Product Type.
- O: h_{FE} Classifications Symbol
- ** : Lot No. Code, code change with Lot No.

回流焊温度曲线图(无铅) / Temperature Profile for IR Reflow Soldering(Pb-Free)



说明：

- 1、预热温度 25~150°C，时间 60~90sec;
- 2、峰值温度 245±5°C，时间持续为 5±0.5sec;
- 3、焊接制程冷却速度为 2~10°C/sec.

Note:

- 1.Preheating:25~150°C, Time:60~90sec.
- 2.Peak Temp.:245±5°C, Duration:5±0.5sec.
3. Cooling Speed: 2~10°C/sec.

耐焊接热试验条件 / Resistance to Soldering Heat Test Conditions

温度：260±5°C

时间：10±1 sec.

Temp.:260±5°C

Time:10±1 sec

包装规格 / Packaging SPEC.

卷盘包装 / REEL

Package Type 封装形式	Units 包装数量					Dimension 包装尺寸 (unit: mm ³)		
	Units/Reel 只/卷盘	Reels/Inner Box 卷盘/盒	Units/Inner Box 只/盒	Inner Boxes/Outer Box 盒/箱	Units/Outer Box 只/箱	Reel	Inner Box 盒	Outer Box 箱
SOT-89	1,000	7	7,000	8	56,000	7" ×12	180×120×180	385×257×392

使用说明 / Notices