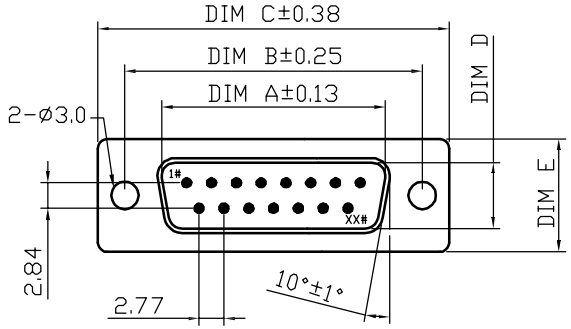

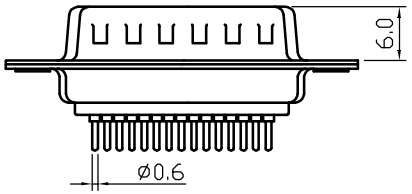

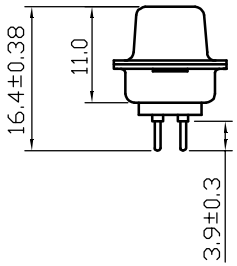

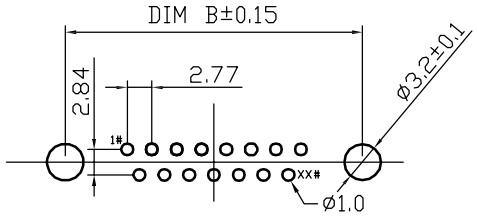

PCB LAYOUT

POS. NO.	A	B	C	D	E
	DIMENSION				
37P	55.42	63.50	69.32	8.38	12.50
25P	38.96	47.04	53.04	8.38	12.50
15P	25.25	33.32	39.14	8.38	12.50
9P	16.92	24.99	30.81	8.38	12.50

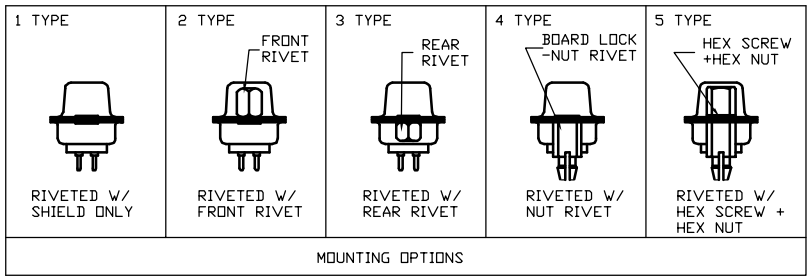

SPECIFICATIONS:
Current rating:3.0A AC/DC
Voltage rating:250V AC/DC
Contact resistance:30m ohm MAX
Insulation resistance:5000M ohm MIN
Withstanding voltage:1000V AC for one minute
Operating temperature range:-40°C~+85°C

MATERIAL AND FINISH
Insulator:PBT+30%G.F(UL94V-0)
Contact:Copper Alloy Nickel Undercoated
Selective Gold Plated
Finish:Metal Iron With Tin Plated

PART NO.:

Z-SUB DP * M * 0 * * * * 0

NO. OF CONTACTS
A=9PIN
B=15PIN
C=25PIN
E=37PIN

MOUNTING OPTIONS
1=RIVETED W/SHIELD ONLY
2=RIVETED W/FRONT RIVET
3=RIVETED W/REAR RIVET
4=RIVETED W/NUT RIVET
5=RIVETED W/HEX SCREW +HEX NUT

CONTACT MATERIAL
2=BRASS

CONTACT PLATED(CONTACT AREA)
1=FULL GOLD 1u"
2=GOLD 3u"
3=GOLD 5u"
5=GOLD 15u"
6=GOLD 30u"
△B

INSULATOR MATERIAL
0=PBT
2=NYLON

INSULATOR COLOR
0=BLACK
6=BLUE
9=WHITE

LOGO
0=NO LOGO

REV.	DESCRIPTION	DATE	APPD
B	ECN-150091 UPDATE △B =1	7/27'15	Seawen
A	NEW RELEASED	11/13'09	Seawen

UNITS	
■mm	□INCH

GENERAL TOLERANCES: (UNLESS SPECIFIED)

	mm	INCH
4 PLACE	± **	±. **
3 PLACE	± **	±. **
2 PLACE	± 0.10	±. **
1 PLACE	± 0.30	±. **
ANGULAR:	X°±1°	.X°±**

NAME: D-SUB DP TYPE MALE PCB SOLDER TYPE

PART NO: Z-SUBDPXMX0XXXX0

APPD: 楊海文 7/27'15

CHKD: 廖小瓊 7/27'15

DRAWN: 何潔賢 7/27'15

nextron
NEXTRONICS ENGINEERING CORP.

TITLE: COSTOMER DWG

DWG NO: 010-0000-635 C

SCALE:	SHEET:	REV.:
3.5/1	1/1	B

A1

D-PRD-034