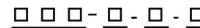


SPECIFICATIONS

Contact Rating	
Switching	: 25mA at 24VDC
Non-Switching	: 100mA at 50VDC
Initial	
After life	: 50mΩ Max
	: 100mΩ Max
Insulation Resistance	: 100mΩ Max, Min at 100VDC
Dielectric Strength	: 300VAC for 60 seconds
Switch Capacitance	: 5pF Max at 1MHz
Operation Temperature	: -30°C to +85°C
Storage Temperature	: -40°C to +85°C
Operation Force	: 500gf Max
Mechanical Life	: 2000 cycles operations

HOW TO ORDER



Package Style:
 □ = Tube
 T/R= Tape & Reel

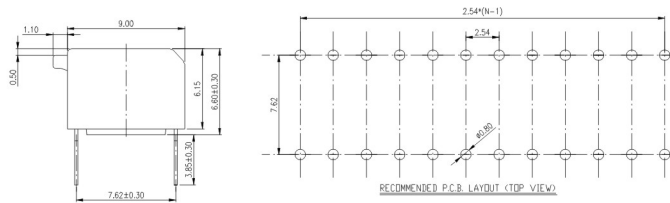
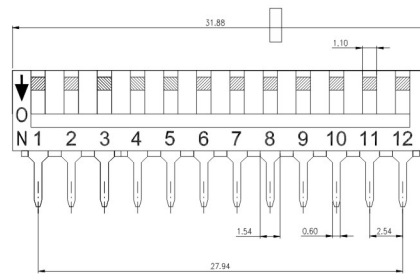

Soldering:
 V = Lead Free Solderable

Number Of Positions:
 01 = 1 Position
 02 = 2 Position
 03 = 3 Position
 04 = 4 Position
 05 = 5 Position
 06 = 6 Position
 07 = 7 Position
 08 = 8 Position
 09 = 9 Position
 10 = 10 Position
 12 = 12 Position

EPH = Through Hole Type Dip Switch
 EPM = Gull Wing Terminal S.M.T

No. of Positions		2	3	4	5	6	7	8	9	10	12
A	mm	6.08	8.72	11.90	14.44	16.98	19.52	22.06	24.60	27.14	32.22
	inch	0.23	3.43	0.46	0.56	0.66	0.76	0.86	0.96	1.06	12.68

EPH SERIES



EPM SERIES

