

ITT Cannon Military/High Reliability D-Sub connectors



RECTANGULAR CONNECTOR SUITED FOR NETWORK AND COMMUNICATION PORTS

ITT Cannon Military/High Reliability D-Sub connectors are used in many applications, including aerospace, transportation, communication systems, information systems and test equipment. The D-Sub connectors with fixed contacts in solder cup, straight and 90° PC contact terminations are engineered to be comparable to MIL-C-24308. As the inventor of the D-Sub connector, ITT Cannon has used its extensive design expertise and high quality manufacturing processes to ensure the optimum performance and reliability. As the largest ITT Cannon distributor, PEI-Genesis is able to offer you the best inventory and selection of these connectors.

APPLICATIONS

- Medical Equipment
- Hand Held Test Equipment
- Robotics
- Bar Code Scanners
- Data Transmission

FEATURES

OPTIMIZATION OF SPACE

Military/High Reliability D-Sub connectors are ideal for applications that require optimization of space. Engineered to be comparable to Mil-DTL-24308 specification, ITT Cannon Military/High Reliability D-Sub connectors have various mating cycle contacts from 200-500 mating cycles.

VERSATILE CONTACT COMBINATIONS

These connectors offer various contact plating levels of gold over nickel. The contacts are machined, high-reliability, stamped and formed. In addition to the versatility of the contact, they are also cost effective.

FLEXIBILITY

As the inventor of the D-Sub connector, Cannon still has the broadest offering in the industry. ITT Cannon D-Subs offer thousands of styles, mounting options, contacts and plating - including Stainless Steel Shells.

PCB contacts: Straight, Right Angle, US and European spacing

Contacts: Crimp and Solder


Shell platings/material: Zinc-plated, Cadmium-plated, Stainless Steel

Insert arrangements: Standard density and high density

Wide range of M85409 backshells: Straight and Right Angle

Please view the specifications for the various shell and contact platings available.

FEATURES






CANNON D-SUB PREFIX	D*	D*A	D*U	D*SF	D*M	D*M	D*MA
D-SUB FAMILY	ORIGINAL D	COMMERCIAL D	BURGUN- D	FLAT CABLE IDC D	COMBO D	MARK I	MARK II
TERMINATION							
SOLDER CUP	X	-	-	-	X	X	-
CRIMP AND INSERT	-	X	X	-	X	-	X
STRAIGHT PC	X	-	X	-	X	X	-
RIGHT ANGLE PC	X	-	X	-	X	X	-
WIRE WRAP	X	-	-	-	X	X	-
IDC	-	-	-	X	-	-	-
PRESS FIT	-	-	-	-	-	-	-
PRE-WIRED	-	-	-	-	-	-	-
CONTACT STYLE							
MACHINED	X	-	X	-	X	X	X
STAMPED & FORMED	X	X	X	X	++H	-	X
COMBO	-	X	-	-	X	-	X
HIGH DENSITY	-	-	-	-	-	-	X
DOUBLE DENSITY	-	-	-	-	-	-	-
MICRO (SUPER HIGH DENSITY)	-	-	-	-	-	-	-
TECHNICAL SPECIFICATION							
SHELL	STEEL	STEEL	STEEL	STEEL	STEEL	STEEL	STEEL
PLATING	TIN	TIN	TIN	TIN	TIN	TIN/CAD	TIN/CAD
INSULATOR	THERMO PLASTIC, UL94V0	THERMO PLASTIC, UL94V0	THERMO PLASTIC, UL94V0	THERMO PLASTIC, UL94V0	THERMO PLASTIC, UL94V0	THERMO PLASTIC, UL94V0	THERMO PLASTIC, UL94V0
CONTACT	COPPER ALLOY	COPPER ALLOY	COPPER ALLOY	COPPER ALLOY	COPPER ALLOY	COPPER ALLOY	COPPER ALLOY
PLATING	GOLD OVER NICKEL	GOLD OVER NICKEL	GOLD OVER NICKEL	GOLD OVER NICKEL	GOLD OVER NICKEL	GOLD OVER NICKEL	GOLD OVER NICKEL
CURRENT IN AMPS	5	5†	5	1	7.5†	7.5	7.5
TEMPERATURE	-55°C TO 125°C	-55°C TO 105°C	-55°C TO 105°C	-55°C TO 105°C	-55°C TO 125°C	-55°C TO 125°C	-55°C TO 125°C
TEST VOLTAGE AT SEA LEVEL	1250 VAC	500 VAC	1000 VAC	750 VAC	1250 VAC SIGNAL 1000 VAC COAX/ HIGH POWER 2800 VAC HIGH VOLTAGE	1000 VAC	1200 VAC
CONTACT RESISTANCE MAX.	10 MILLIOHMS	15 MILLIOHMS	7.34 MILLIOHMS	-	-	7.34 MILLIOHMS	7.34 MILLIOHMS
AVAILABLE PC FOOT PRINTS	.283-.318 . .454-.489 9.4-10.2MM	-	-	-	.283-.318 .454-.489 9.4-10.2MM	.283-.318 .454-.489 9.4-10.2MM	-
QUALIFICATIONS	-	-	-	-	-	M24308	M24308

† For signal contacts

++Up to 40 amp on power 5 amp in coax and high voltage

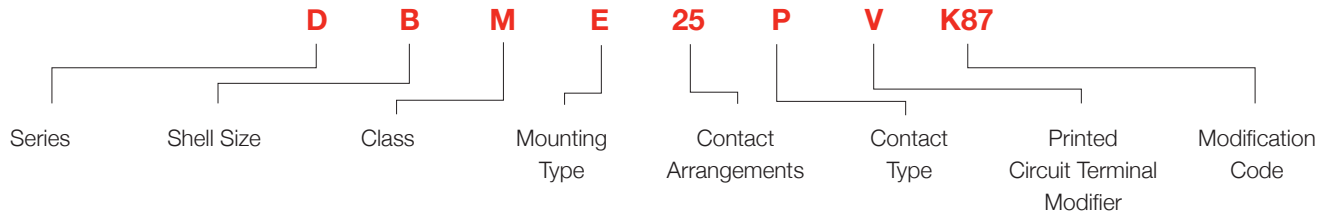
All dimensions in inches, unless otherwise stated.

FEATURES

							
CANNON D-SUB PREFIX	D*NG	D*W	D*M* NM*	ZD*	ZED*	D*JK D*JT	2D*
D-SUB FAMILY	PRESS FIT D	DISCRETE WIRE IDC	SPACE D	LOW COST COMMERCIAL D		FILTER D	DOUBLE DENSITY
TERMINATION							
SOLDER CUP	-	-	X	-	-	X	-
CRIMP AND INSERT	-	-	X	X	-	-	X
STRAIGHT PC	-	-	X	X	-	X	X
RIGHT ANGLE PC	-	-	X	X	X	X	X
WIRE WRAP	-	-	X	-	-	-	-
IDC	-	X	-	-	-	-	-
PRESS FIT	X	-	-	-	-	-	-
PRE-WIRED	-	-	-	-	-	-	-
CONTACT STYLE							
MACHINED	-	-	X	-	-	X	-
STAMPED & FORMED	X	-	-	X	X	-	X
COMBO	-	-	X	-	-	-	-
HIGH DENSITY	-	-	X	X	X	-	-
DOUBLE DENSITY	-	-	-	-	-	X	-
MICRO (SUPER HIGH DENSITY)	-	-	-	-	-	-	X
TECHNICAL SPECIFICATION							
SHELL	STEEL	STEEL	ALUMINUM BRASS STEEL	STEEL	STEEL	STEEL	STEEL
PLATING	TIN	TIN	ZINC/CAD/GOLD	TIN	TIN	TIN	TIN/CAD/ZINC
INSULATOR	THERMO PLASTIC UL94V0	THERMO PLASTIC UL94V0	THERMO PLASTIC UL94V0	THERMO PLASTIC UL94V0	THERMO PLASTIC UL94V0	THERMO PLASTIC UL94V0	THERMO PLASTIC UL94V0
CONTACT	COPPER ALLOY	COPPER ALLOY	COPPER ALLOY	COPPER ALLOY	COPPER ALLOY	COPPER ALLOY	COPPER ALLOY
PLATING	GOLD OVER NICKEL	GOLD OVER NICKEL	GOLD OVER NICKEL	GOLD OVER NICKEL	GOLD OVER NICKEL	GOLD OVER NICKEL	GOLD OVER NICKEL
CURRENT IN AMPS	5	3	5	5	5	5	5
TEMPERATURE	-55°C TO 125°C	-55°C TO 125°C	-55°C TO 125°C	-55°C TO 105°C	-55°C TO 105°C	-55°C TO 125°C	-55°C TO 85°C
TEST VOLTAGE AT SEA LEVEL	1200 VAC	1000 VAC	1250 VAC SIGNAL 1000 VAC COAX/ HIGH POWER 2800 VAC HIGH VOLTAGE	1000 VAC	1000 VAC	250Vdc (100VDC WORKING)	1000 VAC
CONTACT RESISTANCE MAX.	10 MILLIOHMS	15 MILLIOHMS	7.34 MILLIOHMS	15 MILLIOHMS	10 MILLIOHMS	10 MILLIOHMS	9 MILLIOHMS
AVAILABLE PC FOOT PRINTS	-	-	-	283-.318 .454-.489 9.4-10.2MM	283-.318 .454-.489 9.4-10.2MM	-	-
QUALIFICATIONS	-	-	M24308 311P 340100101B	-	-	-	-

All dimensions in inches, unless otherwise stated.

HOW TO ORDER



EXPLANATION

SERIES

D - D-Sub

SHELL SIZE

SHELL SIZE	FITS CONTACTS	
	STANDARD (20)	HIGH DENSITY (22) MA CLASS ONLY
E	9	15
A	15	26
B	25	44
C	37	62
D	50	78

CLASS

- Omit - Original D* Series - one piece insulator - solder
- M - One piece insulator - commercial - solder
- MM - One piece insulator - materials, finishes, and inspection in accordance with MIL-DTL-24308 where applicable - solder
- MA - Little Caesar rear release contact retention assembly - Crimp
- MAM - Little Caesar rear release contact retention assembly - materials, finishes, and inspection in accordance with MIL-DTL-24308 where applicable - Crimp
- C - Contact retaining tines, BURGUN-D insulator
- U - Contact retaining tines, 94VO black insulator (use D*C)

MOUNTING TYPE

- Omit - Standard 0.120" diameter mounting hole
- C - #4-40 Rivnut, Bracket and Boardlock
- D - #4-40 Rivnut, Bracket and #4-40 Screwlock
- E - #4-40 clinch nut for rear panel mounting
- F - Float mount for rear panel mounting (rivet & washer)
- G - #4-40 Rivnut, Bracket, Boardlock & #4-40 Screwlock
- H - .300 in. Standoff and #4-40 Screw Lock
- J - #4-40 Rivnut, Bracket, Boardlock & M-3 Screwlock
- K - 0.154" diameter mounting hole - no hardware
- L - M-3 Rivnut, Bracket and Boardlock
- N - #4-40 Standoff, Boardlock & #4-40 Screwlock
- O - #4-40 Rivnut, Bracket and M-3 Screwlock
- P - #4-40 Rivnut and Bracket
- Q - M-3 Standoff and Boardlock
- R - Reverse float mount for front panel mounting (rivet & washer)
- S - M-3 Rivnut & Bracket
- T - M-3 Standoff/could also call out a TOOL for crimp connector
- U - #4-40 Standoff, Boardlock & M-3 Screwlock
- V - #4-40 Standoff
- W - .300 in. Standoff and M-3 Screwlock
- X - M-3 Clinch Nut
- Y - Dual float mount for both front and rear panel mounting
- Z - #4-40 Standoff & Boardlock

CONTACT TYPE

- P - Pin
- S - Socket

CONTACT ARRANGEMENTS

STANDARD	SHELL SIZE	CONTACTS
	STANDARD (20)	
	E	9
	A	15
	B	25
	C	37
	D	50


HIGH DENSITY	SHELL SIZE	CONTACTS
	HIGH DENSITY (22) MA CLASS ONLY	
	E	15
	A	26
	B	44
	C	62
	D	78

MODIFICATION CODE

(See Cannon Deviation book for more complete listing of modifications)

- Default Shell Plating - Yellow Chromate coating over Zinc
- A101 - Yellow Chromate coating over Cadmium
- A183 - Yellow Chromate coating over Zinc
- A190 - 50 micro in. gold over 40 micro in. nickel, 500 mating cycles
- A191 - 30 micro in. gold over 40 micro in. nickel, 200 mating cycles
- A197 - Gold Plated Contacts, Tin on Shells (Socket Only)
- A235 - Trivalent plating (RoHS)
- A208 - 30 micro in. gold over 50 micro in. nickel
- A222 - 50 micro in. gold over 85 micro in. nickel, recommend using A208
- F0 - Connector without contacts crimp style (F0 will not be printed on the connector)
- F179 - 0.024" square post, 0.375" extension (wire wrap)
- F179A - 0.024" square post, 0.500" extension (wire wrap)
- F225 - Stainless Steel Shells 303 grade non-magnetic
- K87 - Gold Plated Contacts, Tin with dimples on Shells (Pin Only)
- K126 - 30 micro in. Gold plated contacts, Tin on Shells (Socket Only)
- K127 - 30 micro in. Gold plated contacts, Tin with dimples on Shells (Pin Only)

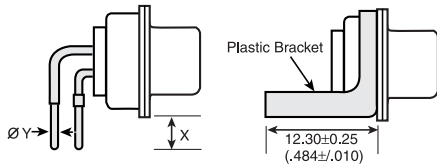
PRINTED CIRCUIT TERMINAL MODIFIER



STRAIGHT PC CONTACTS

CODE	X +/- .027 (.69)	Y
B	.127 (3.22)	.040 (1.02)
E	.127 (3.22)	.030 (0.76)
H	.158 (4.01)	.040 (1.02)
M+	.158 (4.01)	.030 (0.76)
X	.183 (4.65)	.040 (1.02)
Z+	.183 (4.65)	.030 (0.76)
N	.198 (5.03)	.030 (0.76)
Y	.186 (4.65)	.025 (0.64)
V	.197 (5.00)	.030 (0.76)

+ PCB contacts for high density contact arrangement, MA class only, special.



RIGHT ANGLE WITH BRACKET

CODE	X +/- .027 (.69)	Y
A	.127 (3.22)	.040 (1.02)
D+	.127 (3.22)	.030 (0.76)
G	.158 (4.01)	.040 (1.02)
L+	.158 (4.01)	.030 (0.76)
S+	.183 (4.65)	.030 (0.76)
W	.183 (4.65)	.040 (1.02)
T*	.166 (4.22)	.030 (0.76)

*plastic bracket

+ PCB contacts for high density contact arrangement, MA class only, special.



RIGHT ANGLE WITHOUT BRACKET

CODE	X +/- .027 (.69)	Y
C	.127 (3.22)	.040 (1.02)
F	.127 (3.22)	.030 (0.76)
K	.158 (4.01)	.040 (1.02)
P+	.158 (4.01)	.030 (0.76)
R+	.183 (4.65)	.030 (0.76)
J	.166 (4.22)	.030 (0.76)

+ PCB contacts for high density contact arrangement, MA class only, special.
All dimensions in inches (millimeters in parentheses)

CONTACTS

D*C / D*U

MACHINED CRIMP CONTACTS

PIN CONTACT	WIRE SIZE AWG	WIRE STRIP LENGTH		CRIMP TOOL	LOCATOR	PLASTIC INSERTION/ EXTRACTION TOOL
		MIN.	MAX.			
030-1952-000	20, 22, 24	.188 (4.78)	.208 (5.28)	M22520/1-01	TH185	980-2000-426
030-1954-000	1#18 OR 2#22			M22520/1-01	TH185	980-2000-426
030-1952-002	26, 28, 30			M22520/1-01	TH185	980-2000-426

SOCKET CONTACT	WIRE SIZE AWG	WIRE STRIP LENGTH		CRIMP TOOL	LOCATOR	PLASTIC INSERTION/ EXTRACTION TOOL
		MIN.	MAX.			
030-1953-000	20, 22, 24	.188 (4.78)	.208 (5.28)	M22520/1-01	TH185	980-2000-426
030-1955-000	1#18 OR 2#22			M22520/1-01	TH185	980-2000-426
030-1953-002	26, 28, 30			M22520/1-01	TH185	980-2000-426

STAMPED & FORMED CONTACTS

NON-INSULATION SUPPORT

PIN CONTACT	WIRE SIZE AWG	WIRE STRIP LENGTH		CRIMP TOOL
		MIN.	MAX.	
D110238-165*	18,20,22	.188 (4.78)	.208 (5.28)	Contact us
D110238-34**	28, 26, 24, 22, 20			Contact us

SOCKET CONTACT	WIRE SIZE AWG	WIRE STRIP LENGTH		CRIMP TOOL
		MIN.	MAX.	
D110238-166*	18, 20, 22	.188 (4.78)	.208 (5.28)	Contact us
D110238-35**	28, 26, 24, 22, 20			Contact us

* 7.5K reel

** 10K reel

D*A

	CONTACT PART NUMBER	WIRE SIZE AWG	WIRE STRIP LENGTH	CRIMP TOOL	PLASTIC INSERTION/ EXTRACTION TOOL
Pin	030-2487-017	24,26	.120 (3.05)	995-2000-075	980-0008-136
	030-2487-016	24,26			980-0008-135
Socket	030-2488-017	20, 22, 24			980-0008-136
	030-2488-016	20, 22, 24			980-0008-135

D*MA/D*MAM STANDARD INSERTS

	CONTACT PART NUMBER 50 MICRO IN, GOLD PLATING	WIRE SIZE AWG	WIRE STRIP LENGTH	CRIMP TOOL	LOCATOR	PLASTIC INSERTION/ EXTRACTION TOOL	PLASTIC EXTRACTION	METAL INSERTION TOOL	METAL EXTRACTION TOOL
Pin	M39029/64-369	20, 22, 24	0.175 (4.45)	M22520/2-01	M22520/2-08	CIET-20HD	CET-20-11	DAK145	DRK145
Socket	M39029/63-369	20, 22, 24	0.175 (4.45)	M22520/2-01	M22520/2-08	CIET-20HD	CET-20-11	DAK145	DRK145

D*MA/D*MAM HIGH DENSITY INSERTS

	CONTACT PART NUMBER 50 MICRO IN, GOLD PLATING	WIRE SIZE AWG	WIRE STRIP LENGTH	CRIMP TOOL	LOCATOR	PLASTIC INSERTION/ EXTRACTION TOOL	METAL INSERTION TOOL	METAL EXTRACTION TOOL
Pin	M39029/58-360	22, 24, 26, 28	.125 (3.18)	M22520/2-01	M22520/2-09	M81969/14-01	MS27495A22M	MS27495R22M
Socket	M39029/57-354	22, 24, 26, 28	.125 (3.18)	M22520/2-01	M22520/2-07	M81969/14-01	MS27495A22M	MS27495R22M

All dimensions in inches (millimeters in parentheses)

24308-STYLE CROSS REFERENCE

MILITARY PART NUMBER	ITT CANNON PART NUMBER	MILITARY PART NUMBER	ITT CANNON PART NUMBER	MILITARY PART NUMBER	ITT CANNON PART NUMBER
M24308/1-1	DEMMS9S	M24308/3-3	DBMM25P	M24308/6-261	DBMAMF25SNM
M24308/1-2	DAMM15S	M24308/3-4	DCMM37P	M24308/6-262	DCMAMF37SNM
M24308/1-3	DBMM25S	M24308/3-5	DDMM50P	M24308/6-263	DDMAMF50SNM
M24308/1-4	DCMM37S	M24308/3-12	DEMMP9P	M24308/6-270	DEMAMFT9SNM
M24308/1-5	DDMM50S	M24308/3-13	DAMMF15P	M24308/6-271	DAMAMFT15SNM
M24308/1-12	DEMMP9S	M24308/3-14	DBMMF25P	M24308/6-272	DBMAMFT25SNM
M24308/1-13	DAMMF15S	M24308/3-15	DCMMF37P	M24308/6-273	DCMAMFT37SNM
M24308/1-14	DBMMF25S	M24308/3-16	DDMMF50P	M24308/6-274	DDMAMFT50SNM
M24308/1-15	DCMMF37S	M24308/4-1	DEMAM9P	M24308/6-281	DEMAM9SNM-FO
M24308/1-16	DDMMF50S	M24308/4-2	DAMAM15P	M24308/6-282	DAMAM15SNM-FO
M24308/1-23	DEMMY9S	M24308/4-3	DBMAM25P	M24308/6-283	DBMAM25SNM-FO
M24308/1-24	DAMMY15S	M24308/4-4	DCMAM37P	M24308/6-284	DCMAM37SNM-FO
M24308/1-25	DBMMY25S	M24308/4-5	DDMAM50P	M24308/6-285	DDMAM50SNM-FO
M24308/1-26	DCMMY37S	M24308/4-6	DEMAMT9P	M24308/6-324	DEMAMF9SNM-FO
M24308/1-27	DDMMY50S	M24308/4-7	DAMAMT15P	M24308/6-325	DAMAMF15SNM-FO
M24308/2-1	DEMAM9S	M24308/4-8	DBMAMT25P	M24308/6-326	DBMAMF25SNM-FO
M24308/2-2	DAMAM15S	M24308/4-9	DCMAMT37P	M24308/6-327	DCMAMF37SNM-FO
M24308/2-3	DBMAM25S	M24308/4-10	DDMAMT50P	M24308/6-328	DDMAMF50SNM-FO
M24308/2-4	DCMAM37S	M24308/4-259	DEMAM9P-FO	M24308/6-453	DEMAMY9SNM
M24308/2-5	DDMAM50S	M24308/4-260	DAMAM15P-FO	M24308/6-454	DAMAMY15SNM
M24308/2-6	DEMAMT9S	M24308/4-261	DBMAMF25P-FO	M24308/6-455	DBMAMY25SNM
M24308/2-7	DAMAMT15S	M24308/4-262	DCMAM37P-FO	M24308/6-456	DCMAMY37SNM
M24308/2-8	DBMAMT25S	M24308/4-263	DDMAM50P-FO	M24308/6-457	DDMAMY50SNM
M24308/2-9	DCMAMT37S	M24308/4-302	DEMAMF9P	M24308/6-464	DDMEMY9SNM
M24308/2-10	DDMAMT50S	M24308/4-303	DAMAMF15P	M24308/6-465	DAMAMYT15SNM
M24308/2-23	DEMAMF9S	M24308/4-304	DBMAMF25P	M24308/6-466	DBMAMYT25SNM
M24308/2-24	DAMAMF15S	M24308/4-305	DCMAMF37P	M24308/6-467	DCMAMYT37SNM
M24308/2-25	DBMAMF25S	M24308/4-306	DDMAMF50P	M24308/6-468	DDMAMYT50SNM
M24308/2-26	DCMAMF37S	M24308/4-313	DEMAMFT9P	M24308/6-491	DEMAMY9SNM-FO
M24308/2-27	DDMAMF50S	M24308/4-314	DAMAMFT15P	M24308/6-492	DAMAMY15SNM-FO
M24308/2-34	DEMAMFT9S	M24308/4-315	DBMAMFT25P	M24308/6-493	DBMAMY25SNM-FO
M24308/2-35	DAMAMFT15S	M24308/4-316	DCMAMFT37P	M24308/6-494	DCMAMY37SNM-FO
M24308/2-36	DBMAMFT25S	M24308/4-317	DDMAMFT50P	M24308/6-495	DDMAMY50SNM-FO
M24308/2-37	DCMAMFT37S	M24308/4-324	DEMAMF9P-FO	M24308/7-1	DEMMP9PNM
M24308/2-38	DDMAMFT50S	M24308/4-325	DAMAMF15P-FO	M24308/7-2	DAMM15PNM
M24308/2-281	DEMAM9S-FO	M24308/4-326	DBMAMF25P-FO	M24308/7-3	DBMM25PNM
M24308/2-282	DAMAM15S-FO	M24308/4-327	DCMAMF37P-FO	M24308/7-4	DCMM37PNM
M24308/2-283	DBMAM25S-FO	M24308/4-328	DDMAMF50P-FO	M24308/7-5	DDMM50PNM
M24308/2-284	DCMAM37S-FO	M24308/5-1	DEMMS9SNM	M24308/7-12	DEMMP9PNM
M24308/2-285	DDMAM50S-FO	M24308/5-2	DAMM15SNM	M24308/7-13	DAMMF15PNM
M24308/2-292	DEMAMF9S-FO	M24308/5-3	DBMM25SNM	M24308/7-14	DBMMF25PNM
M24308/2-293	DAMAMF15S-FO	M24308/5-4	DCMM37SNM	M24308/7-15	DCMMF37PNM
M24308/2-294	DBMAMF25S-FO	M24308/5-5	DDMM50SNM	M24308/7-16	DDMMF50PNM
M24308/2-295	DCMAMF37S-FO	M24308/5-12	DEMMP9SNM	M24308/8-1	DEMAM9PNM
M24308/2-296	DDMAMF50S-FO	M24308/5-13	DAMMF15SNM	M24308/8-2	DAMAM15PNM
M24308/2-335	DBMAMR25S	M24308/5-14	DBMMF25SNM	M24308/8-3	DBMAM25PNM
M24308/2-336	DCMAMR37S	M24308/5-15	DCMMF37SNM	M24308/8-4	DCMAM37PNM
M24308/2-341	DAMAMR15S	M24308/5-16	DDMMF50SNM	M24308/8-5	DDMAM50PNM
M24308/2-342	DEMAMY9S	M24308/5-23	DDMMY9SNM	M24308/8-6	DEMAMT9PNM
M24308/2-343	DAMAMY15S	M24308/5-24	DAMMY15SNM	M24308/8-7	DAMAMT15PNM
M24308/2-344	DBMAMY25S	M24308/5-25	DBMMY25SNM	M24308/8-8	DBMAMT25PNM
M24308/2-345	DCMAMY37S	M24308/5-26	DCMMY37SNM	M24308/8-9	DCMAMT37PNM
M24308/2-346	DDMAMY50S	M24308/5-27	DDMMY50SNM	M24308/8-10	DDMAMT50PNM
M24308/2-353	DEMAMYT9S	M24308/6-1	DEMAM9SNM	M24308/8-259	DEMAM9PNM-FO
M24308/2-354	DAMAMYT15S	M24308/6-2	DAMAM15SNM	M24308/8-260	DAMAM15PNM-FO
M24308/2-355	DBMAMYT25S	M24308/6-3	DBMAM25SNM	M24308/8-261	DBMAM25PNM-FO
M24308/2-356	DCMAMYT37S	M24308/6-4	DCMAM37SNM	M24308/8-262	DCMAM37PNM-FO
M24308/2-357	DDMAMYT50S	M24308/6-5	DDMAM50SNM	M24308/8-263	DDMAM50PNM-FO
M24308/2-482	DEMAMY9S-FO	M24308/6-6	DEMAMT9SNM	M24308/8-302	DEMAMF9PNM
M24308/2-483	DEMAMY15S-FO	M24308/6-7	DAMAMT15SNM	M24308/8-303	DAMAMF15PNM
M24308/2-484	DEMAMY25S-FO	M24308/6-8	DBMAMT25SNM	M24308/8-304	DBMAMF25PNM
M24308/2-485	DCMAMY37S-FO	M24308/6-9	DCMAMT37SNM	M24308/8-305	DCMAMF37PNM
M24308/2-486	DDMAMY50S-FO	M24308/6-10	DDMAMT50SNM	M24308/8-306	DDMAMF50PNM
M24308/3-1	DEMMP9P	M24308/6-259	DEMAMF9SNM	M24308/8-313	DEMAMFT9PNM
M24308/3-2	DAMM15P	M24308/6-260	DAMAMF15SNM	M24308/8-314	DAMAMFT15PNM
M24308/8-315	DBMAMFT25PNM	M24308/23-21	DBMM25SX	M24308/24-15	DBMM25PH
M24308/8-316	DCMAMFT37PNM	M24308/23-22	DCMM37SX	M24308/24-16	DCMM37PH
M24308/8-317	DDMAMFT50PNM	M24308/23-23	DDMM50SX	M24308/24-17	DDMM50PH
M24308/8-324	DEMAMF9PNM-FO	M24308/23-25	DEMMP9SD	M24308/24-19	DEMMP9PX
M24308/8-325	DAMAMF15PNM-FO	M24308/23-26	DAMM15SD	M24308/24-20	DAMM15PX
M24308/8-326	DBMAMF25PNM-FO	M24308/23-27	DBMM25SD	M24308/24-21	DBMM25PX
M24308/8-327	DCMAMF37PNM-FO	M24308/23-28	DCMM37SD	M24308/24-22	DCMM37PX
M24308/8-328	DDMAMF50PNM-FO	M24308/23-29	DDMM50SD	M24308/24-23	DDMM50PX
M24308/9-1	DEH9P002	M24308/23-31	DEMMS9SL	M24308/24-25	DEMMP9PD
M24308/9-2	DAH15P002	M24308/23-32	DAMM15SL	M24308/24-26	DAMM15PD

*Add suffix on the end of M24308 part number. Example: MS24308/1-1Z Blank = Superseded by Z F = Cadmium Plated Shells P = Passivated Stainless Steel Shells Z = Zinc Plated Shells
 ↪ See page 164 for MAM crimp type contacts and tooling.

24308-STYLE CROSS REFERENCE CONTINUED

MILITARY PART NUMBER	ITT CANNON PART NUMBER	MILITARY PART NUMBER	ITT CANNON PART NUMBER	MILITARY PART NUMBER	ITT CANNON PART NUMBER
M24308/9-3	DBH25P002	M24308/23-33	DBMM25SL	M24308/24-27	DBMM25PD
M24308/9-4	DCH37P002	M24308/23-34	DCMM37SL	M24308/24-28	DCMM37PD
M24308/9-5	DDH50P002	M24308/23-35	DDMM50SL	M24308/24-29	DDMM50PD
M24308/9-6	DEH9P001	M24308/23-37	DEM9SA	M24308/24-31	DEM9PL
M24308/9-7	DAH15P001	M24308/23-38	DAMM15SA	M24308/24-32	DAMM15PL
M24308/9-8	DBH25P001	M24308/23-39	DBMM25SA	M24308/24-33	DBMM25PL
M24308/9-9	DCH37P001	M24308/23-40	DCMM37SA	M24308/24-34	DCMM37PL
M24308/9-10	DDH50P001	M24308/23-41	DDMM50SA	M24308/24-35	DDMM50PL
M24308/9-11	DEH9P202	M24308/23-43	DEM9SG	M24308/24-37	DEM9PA
M24308/9-12	DAH15P202	M24308/23-44	DAMM15SG	M24308/24-38	DAMM15PA
M24308/9-13	DBH25P202	M24308/23-45	DBMM25SG	M24308/24-39	DBMM25PA
M24308/9-14	DCH37P202	M24308/23-46	DCMM37SG	M24308/24-40	DCMM37PA
M24308/9-15	DDH50P202	M24308/23-47	DDMM50SG	M24308/24-41	DDMM50PA
M24308/9-16	DEH9P201	M24308/23-49	DEM9SS	M24308/24-43	DEM9PG
M24308/9-17	DAH15P201	M24308/23-50	DAMM15SS	M24308/24-44	DAMM15PG
M24308/9-18	DBH25P201	M24308/23-51	DBMM25SS	M24308/24-45	DBMM25PG
M24308/9-19	DCH37P201	M24308/23-52	DCMM37SS	M24308/24-46	DCMM37PG
M24308/9-20	DDH50P201	M24308/23-53	DDMM50SS	M24308/24-47	DDMM50PG
M24308/23-1	DEM9SM	M24308/23-55	DEM9SW	M24308/24-49	DEM9PS
M24308/23-2	DAMM15SM	M24308/23-56	DAMM15SW	M24308/24-50	DAMM15PS
M24308/23-3	DBMM25SM	M24308/23-57	DBMM25SW	M24308/24-51	DBMM25PS
M24308/23-4	DCMM37SM	M24308/23-58	DCMM37SW	M24308/24-52	DCMM37PS
M24308/23-5	DDMM50SM	M24308/23-59	DDMM50SW	M24308/24-53	DDMM50PS
M24308/23-7	DEM9SZ	M24308/24-1	DEM9PM	M24308/24-55	DEM9PW
M24308/23-8	DAMM15SZ	M24308/24-2	DAMM15PM	M24308/24-56	DAMM15PW
M24308/23-9	DBMM25SZ	M24308/24-3	DBMM25PM	M24308/24-57	DBMM25PW
M24308/23-10	DCMM37SZ	M24308/24-4	DCMM37PM	M24308/24-58	DCMM37PW
M24308/23-11	DDMM50SZ	M24308/24-5	DDMM50PM	M24308/24-59	DDMM50PW
M24308/23-13	DEM9SH	M24308/24-7	DEM9PZ	M24308/26-1	D20418-2
M24308/23-14	DAMM15SH	M24308/24-8	DAMM15PZ	M24308/26-2	D20418-39
M24308/23-15	DBMM25SH	M24308/24-9	DBMM25PZ		
M24308/23-16	DCMM37SH	M24308/24-10	DCMM37PZ		
M24308/23-17	DDMM50SH	M24308/24-11	DDMM50PZ		
M24308/23-19	DEM9SX	M24308/24-13	DEM9PH		
M24308/23-20	DAMM15SX	M24308/24-14	DAMM15PH		

*Add suffix on the end of M24308 part number. Example: MS24308/1-1Z Blank = Superseded by Z F = Cadmium Plated Shells P = Passivated Stainless Steel Shells Z = Zinc Plated Shells

HE501/D*M CROSS REFERENCE

HE501 PART NUMBER	ITT CANNON PART NUMBER	HE501 PART NUMBER	ITT CANNON PART NUMBER	HE501 PART NUMBER	ITT CANNON PART NUMBER
HE501N09AS3	DEM9S	HE501N9KS33	DEM9SF179A	HE501N09YP4	DEM9POL3
HE501N15AS3	DAM15S	HE501N15KS33	DAM15SF179A	HE501N15YP4	DAM15POL3
HE501N25AS3	DBM25S	HE501N25KS33	DBM25SF179A	HE501N25YP4	DBM25POL3
HE501N37AS3	DCM37S	HE501N37KS33	DCM37SF179A	HE501N37YP4	DCM37POL3
HE501N50AS3	DDM50S	HE501N50KS33	DDM50SF179A	HE501N50YP4	DDM50POL3
HE501F09AS3	DEMY9S	HE501N09AP	DEM9P	HE501P09VP6E	DEM9P1A5N
HE501F15AS3	DAMY15S	HE501N15AP	DAM15P	HE501P15VP6E	DAM15P1A5N
HE501F25AS3	DBMY25S	HE501N25AP	DBM25P	HE501P25VP6E	DBM25P1A5N
HE501F37AS3	DCMY37S	HE501N37AP	DCM37P	HE501P37VP6E	DCM37P1A5N
HE501F50AS3	DDMY50S	HE501N50AP	DDM50P	HE501P50VP6E	DDM50P1A5N
HE501N09YS43	DEM9SOL3	HE501F09AP	DEMY9P	HE501N9KP3	DEM9PF179A
HE501N15YS43	DAM15SOL3	HE501F15AP	DAMY15P	HE501N15KP3	DAM15PF179A
HE501N25YS43	DBM25SOL3	HE501F25AP	DBMY25P	HE501N25KP3	DBM25PF179A
HE501N37YS43	DCM37SOL3	HE501F37AP	DCMY37P	HE501N37KP3	DCM37PF179A
HE501N50YS43	DDM50SOL3	HE501F50AP	DDMY50P	HE501N50KP3	DDM50PF179A
HE501P09VS63E	DEM9S1A5N				
HE501P15VS63E	DAM15S1A5N				
HE501P25VS63E	DBM25S1A5N				
HE501P37VS63E	DCM37S1A5N				
HE501P50VS63E	DDM50S1A5N				