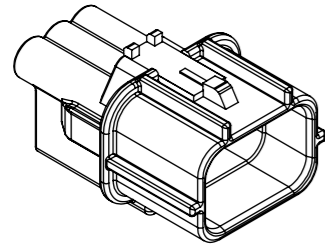
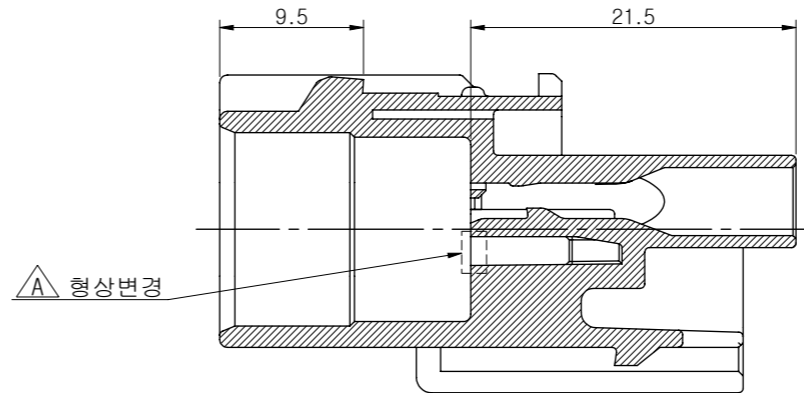
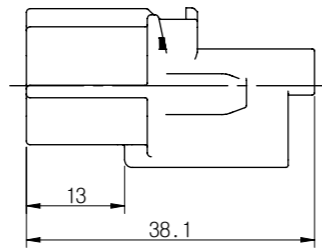
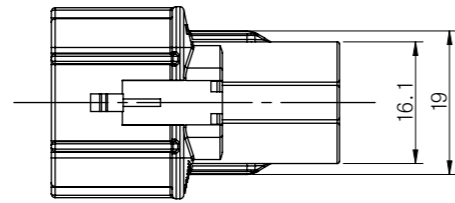
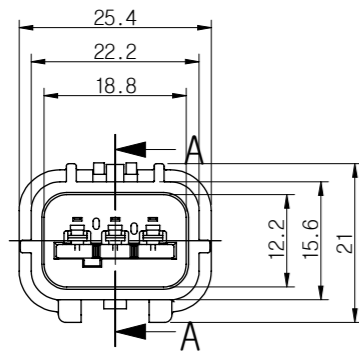


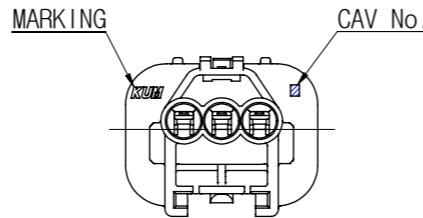
① AWPO3M-B



ISO VIEW



SECTION A-A (2/1)



- 주 기 -

1. 사용상 유해한 흠, BURR등이 없을 것.
2. 명시되지 않은 공차는 일반공차에 준할 것.
3. CAV. No. 및 MARKING은 당사규격에 준하여 각인할 것.
4. ASSY 부품
 - 1) FRONT HOLDER:HP411-03040

△ C 2) TERMINAL

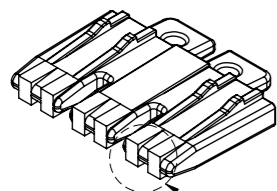
적용 전선(SQ)	PART NAME	PART NO.
0.22	TML AWP-M-SS	TP131-00400
0.22	TML AWP-M-SS-Au	TP131-00410
0.3~0.5	TML AWP-M-S	TP131-00100
0.3~0.5	TML AWP-M-S-Au	TP131-00110
0.75~1.25	TML AWP-M-M	TP131-00200
0.75~1.25	TML AWP-M-M-Au	TP131-00210

3) WIRE SEAL

적용 전선 표준사양명	PART NAME	PART NO.
Φ0.9	W/S AWP-0.9S(MB)	EB010-01140
Φ1.4	W/S AWP-1.4S(BR)	EB010-01050
Φ1.9	W/S AWP-1.9S(GN)	EB010-01030
Φ2.3	W/S AWP-2.3S(GY)	EB010-01120
Φ2.7	W/S AWP-2.7S(OR)	EB010-01100
-	W/S AWP-V(R)	EB010-01060

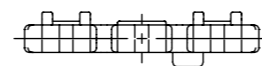
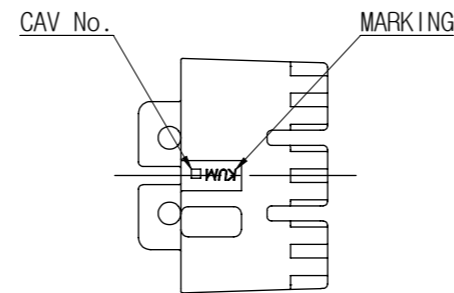
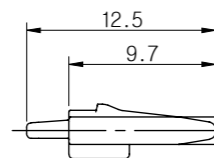
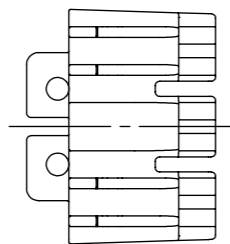
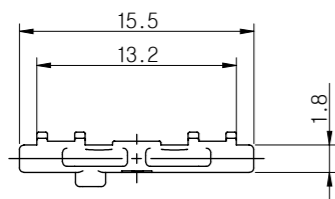
5. 본 부품은 방수형 CONNECTOR 임.

② F/H AWPO3M-L (2/1)



ISO VIEW

△ A 3-형상변경



△ B

NO.	PART NAME	PART No.	COLOR	MATERIAL
③	AWPO3M-GY	HP401-03120	GRAY	PBT
②	F/H AWPO3M-L	HP411-03040	BLUE	PBT
①	AWPO3M-B	HP401-03020	BLACK	PBT

승인	DATE	NOTE No.	SYM	ALTERATION	담당
CJW	18.04.19	-	△ C	금도금 단자 사양 추가	LDH
CJW	17.04.25	E017-0179	△ B	GRAY 색상 추가	LDH
CJW	16.09.28	E016-0358	△ A	단자 덜 체결 검출 기능 추가	LDH
CJW	11.05.06	E010-0250	△ -	신 규	LSH

DRAWING NAME	AWPO3M-B
DRAWING No.	HP401-03020-C01C

GENERAL TOLERANCE

	10MAX	50MAX	100MAX	150MAX	200MAX	200VR	ANGLE
A	±0.2	±0.3	±0.5	±0.8	±1.0	±1.4	±30'

THIRD ANGLE PROJECTION	A	1/1	LSH	LSH	KNJ	CJW
	TOLERANCE	SCALE	DESIGN	DRAWN	CHECKED	APPROVED

KUM 케이유엠