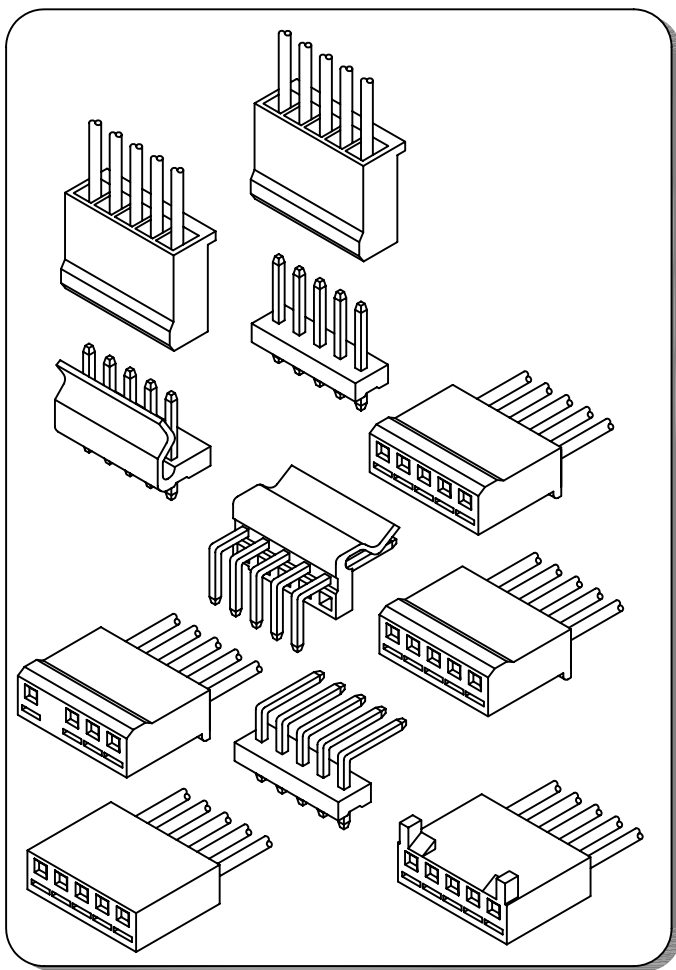


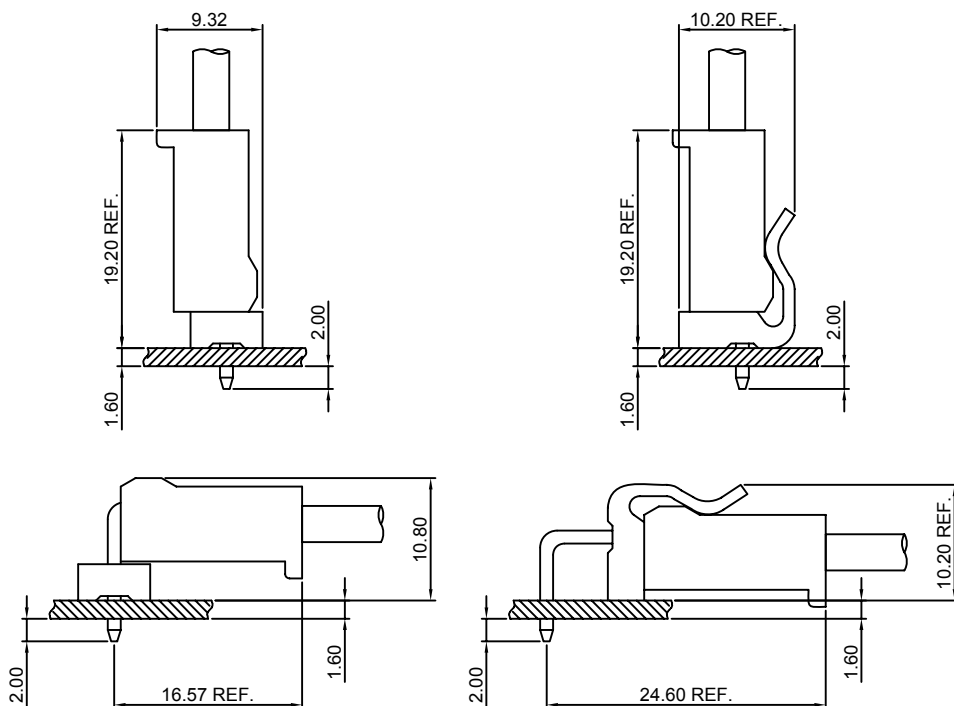
Specifications

- Current rating:7A AC,DC
- Voltage rating:250V AC,DC
- Temperature range:-40°C~+105°C
- Contact resistance:10mΩMax.
- Insulation resistance:1000MΩMin.
- Withstanding voltage:1500V AC/minute
- *Compliant with RoHS and REACH*
- *Meet the HF/Halogen Free,GWT/Glow wire Test (IEC60335-1) request,need to customize*
- *Contact CJT for details*

Standards



Assembly layout

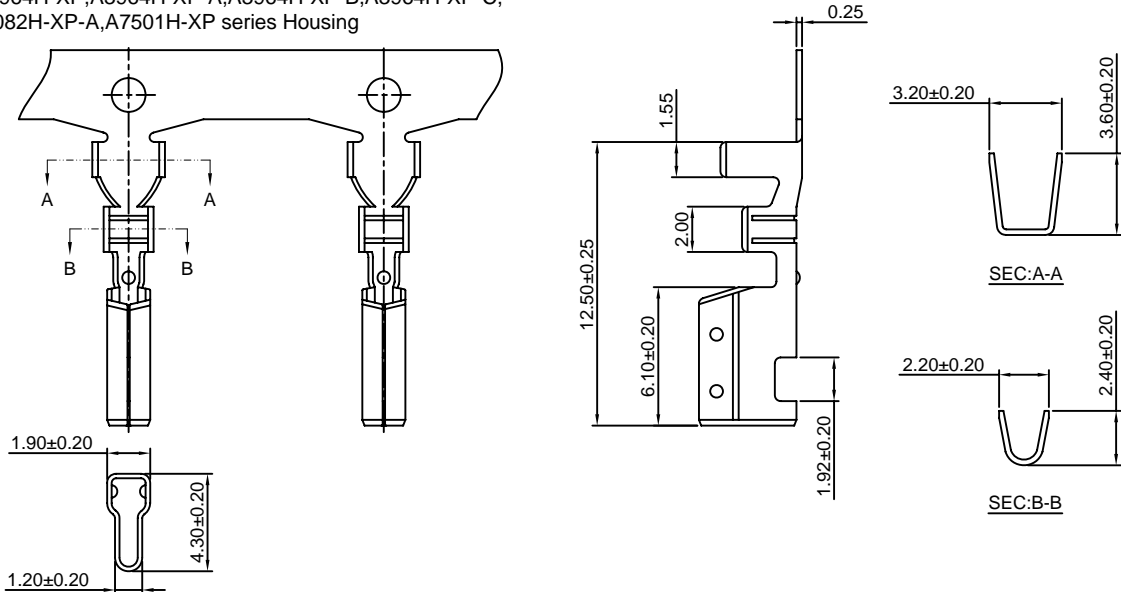


A3964-T

3.96mm pitch Crimp Terminal

Reference Informations:

*Used in CJT A3964H-XP, A3964H-XP-A, A3964H-XP-B, A3964H-XP-C, A5082H-XP, A5082H-XP-A, A7501H-XP series Housing



Ordering information & Specifications:

Unit:mm

Part NO.	Wire Range	Insulation O.D.	Material	Finish	Qty/reel
A3964-TB	AWG#18-#24	3.20mm(max)	Brass	Tin over Nickel	5,000 PCS
A3964-TP	AWG#18-#24	3.20mm(max)	Phosphor Bronze	Tin over Nickel	5,000 PCS
A3964-GB	AWG#18-#24	3.20mm(max)	Brass	Gold over Nickel	5,000 PCS
A3964-GP	AWG#18-#24	3.20mm(max)	Phosphor Bronze	Gold over Nickel	5,000 PCS

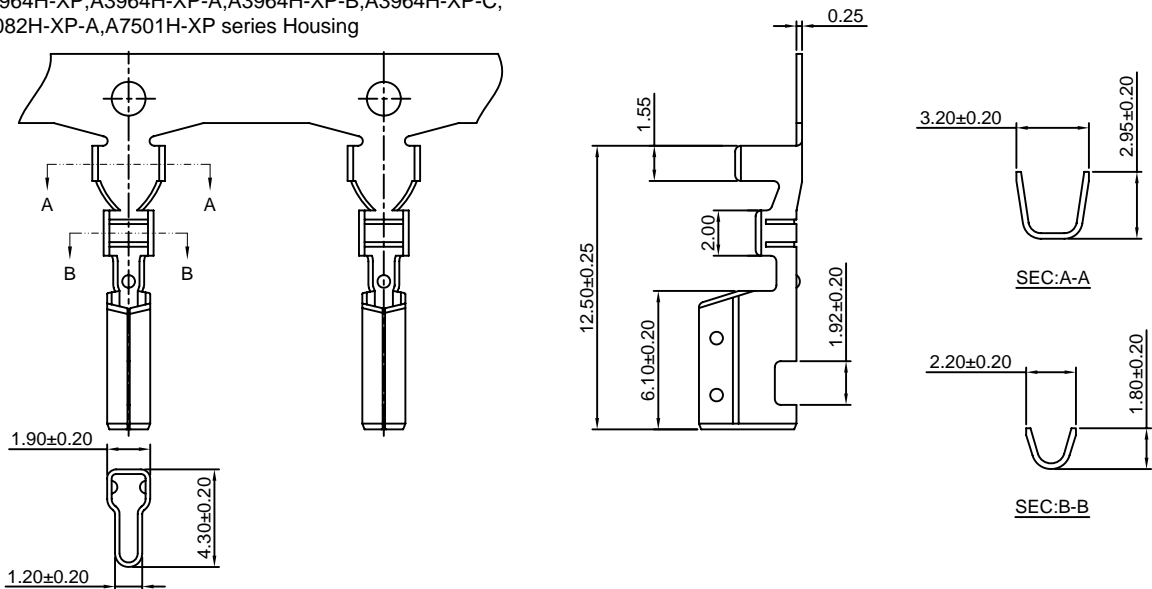
Optional Gold plating available but MOQ requested

A3964-T-L

3.96mm pitch Crimp Terminal

Reference Informations:

*Used in CJT A3964H-XP, A3964H-XP-A, A3964H-XP-B, A3964H-XP-C, A5082H-XP, A5082H-XP-A, A7501H-XP series Housing



Ordering information & Specifications:

Unit:mm

Part NO.	Wire Range	Insulation O.D.	Material	Finish	Qty/reel
A3964-TB-L	AWG#22-#28	2.60mm(max)	Brass	Tin over Nickel	5,000 PCS
A3964-TP-L	AWG#22-#28	2.60mm(max)	Phosphor Bronze	Tin over Nickel	5,000 PCS
A3964-GB-L	AWG#22-#28	2.60mm(max)	Brass	Gold over Nickel	5,000 PCS
A3964-GP-L	AWG#22-#28	2.60mm(max)	Phosphor Bronze	Gold over Nickel	5,000 PCS

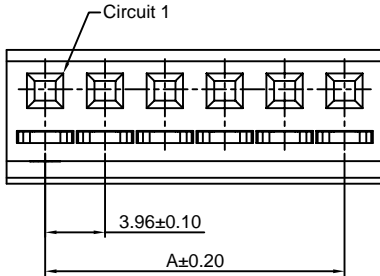
Optional Gold plating available but MOQ requested

A3964H-XP

3.96mm pitch Housing

Reference Informations:

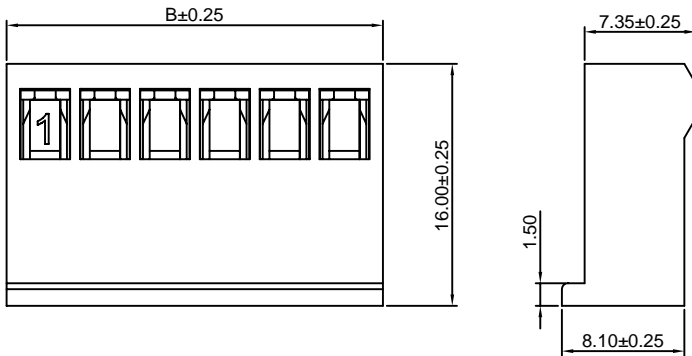
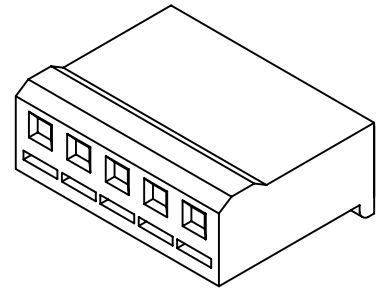
- *Material:Nylon 66,UL94V-2
- *Suitable CJT A3964-T(-L)series Terminal
- *Mates with CJT A3961WV,WR,WVA,WRA-XP(-A), A3961WV,WVA-XP-R(-A),A3961WVB-F,WRB-F-XP, A3961WVB,WRB,WVC,WRC-XP series Wafer
- *Color:Natural



Ordering Information:

A3964H-XP - ***
1 2

- 1.Part No.
- 2.Material:
(blank):Nylon 66,UL94V-2
V0:Nylon 66,UL94V-0
GWT:Nylon 66,UL94V-0,GWT 750°C



Ordering Information & Dimensions:

PART NO.	Dimensions	
	A	B
2P	3.96	9.06
3P	7.92	13.02
4P	11.88	16.98
5P	15.84	20.94
6P	19.80	24.90
7P	23.76	28.86
8P	27.72	32.82
9P	31.68	36.78
10P	35.64	40.74
11P	39.60	44.70
12P	43.56	48.66

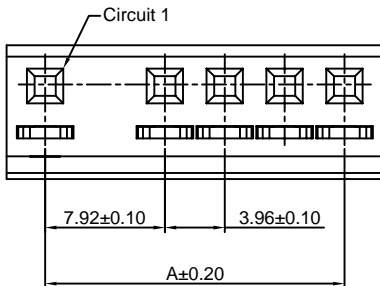
Unit: mm

A3964H-XP-A

7.92~3.96mm pitch Housing

Reference Informations:

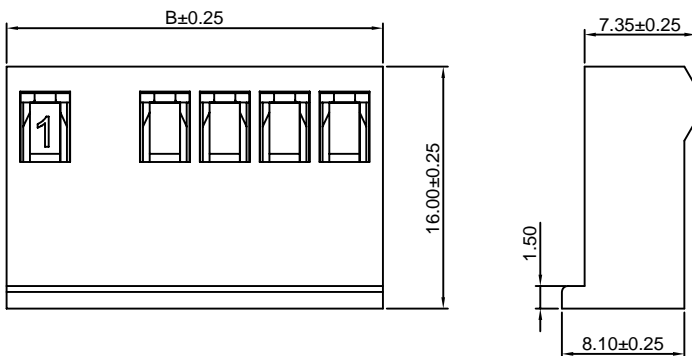
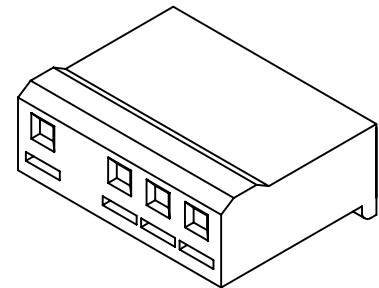
- *Material:Nylon 66,UL94V-2
- *Suitable CJT A3964-T(-L) series Terminal
- *Mates with CJT A3961WV,WR,WVA,WRA-XP(-A), A3961WV,WVA-XP-R(-A),A3961WVB-F,WRB-F-XP, A3961WVB,WRB,WVC,WRC-XP series Wafer
- *Color:Natural



Ordering Information:

A3964H-XP-A - ***
1 2

- 1.Part No.
- 2.Material:
(blank):Nylon 66,UL94V-2
V0:Nylon 66,UL94V-0
GWT:Nylon 66,UL94V-0,GWT 750°C



Ordering Information & Dimensions:

PART NO.	Dimensions	
	A	B
3P	7.92	13.02
4P	11.88	16.98
5P	15.84	20.94
6P	19.80	24.90
7P	23.76	28.86
8P	27.72	32.82
9P	31.68	36.78
10P	35.64	40.74
11P	39.60	44.70
12P	43.56	48.66

Unit: mm

A3964H-XP-B

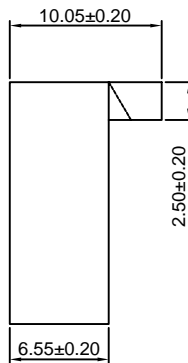
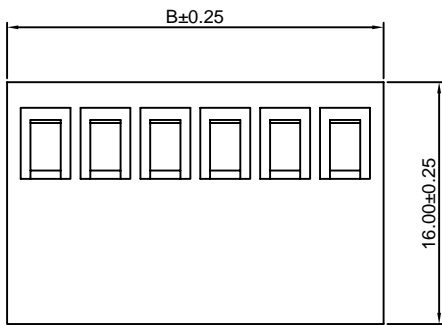
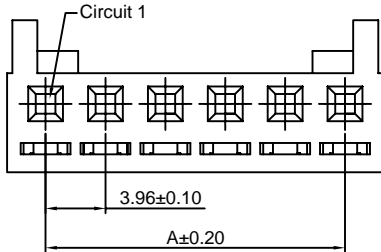
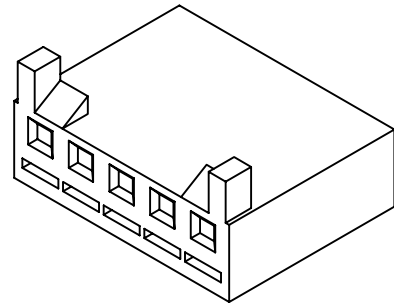
3.96mm pitch Housing

Reference Informations:

- *Material:Nylon 66,UL94V-0
- *Suitable CJT A3964-T(-L) series Terminal
- *Mates with CJT A3961WVA,WRA-XP(-A), A3961WVA-XP-R(-A),A3961WVB-F,WRB-F-XP, A3961WVB,WRB-XP,A3961WRB-F-L-XP series Wafer
- *Color:White

Ordering Information:

- A3964H-XP-B - *** - **
 $\frac{1}{2} \frac{3}{}$
- 1.Part No.
 - 2.Material:
(blank):Nylon 66,UL94V-0
GWT:Nylon 66,UL94V-0,GWT 750°C
 - 3.Color:
(blank):White
BK:Black



Ordering Information & Dimensions:

PART NO.	Dimensions	
	A	B
2P	3.96	9.06
3P	7.92	13.02
4P	11.88	16.98
5P	15.84	20.94
6P	19.80	24.90
7P	23.76	28.86
8P	27.72	32.82
9P	31.68	36.78
10P	35.64	40.74
11P	39.60	44.70
12P	43.56	48.66

Unit: mm

A3964H-XP-C

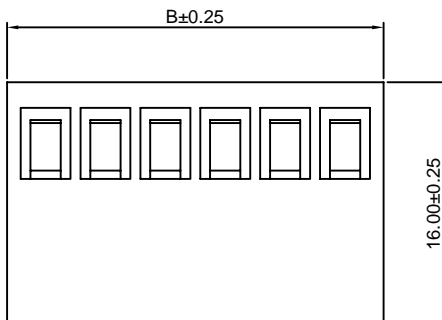
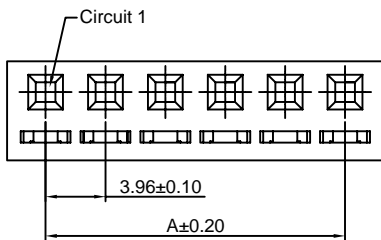
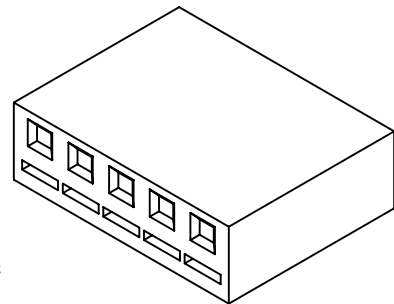
3.96mm pitch Housing

Reference Informations:

- *Material:Nylon 66,UL94V-0
- *Suitable CJT A3964-T(-L) series Terminal
- *Mates with CJT A3961WV,WR,WVA,WRA-XP(-A), A3961WV,WVA-XP-R(-A),A3961WVB-F,WRB-F-XP, A3961WVB,WRB,WVC,WRC-XP series Wafer
- *Color:White

Ordering Information:

- A3964H-XP-C - *** - **
 $\frac{1}{2} \frac{3}{}$
- 1.Part No.
 - 2.Material:
(blank):Nylon 66,UL94V-0
GWT:Nylon 66,UL94V-0,GWT 750°C
 - 3.Color:
(blank):White
BK:Black



Ordering Information & Dimensions:

PART NO.	Dimensions	
	A	B
2P	3.96	9.06
3P	7.92	13.02
4P	11.88	16.98
5P	15.84	20.94
6P	19.80	24.90
7P	23.76	28.86
8P	27.72	32.82
9P	31.68	36.78
10P	35.64	40.74
11P	39.60	44.70
12P	43.56	48.66

Unit: mm