

Wire Wound Chip Common Mode Choke Coil – SDCW-CH Series

Operating Temp. : -40°C~+85°C



FEATURES

- Winding type realizes small size and low profile
- Suppress noise for the high-speed differential signal lines
- Excellent solder ability

APPLICATIONS

- High speed differential signal lines for HDMI, DVI, etc.

PRODUCT IDENTIFICATION

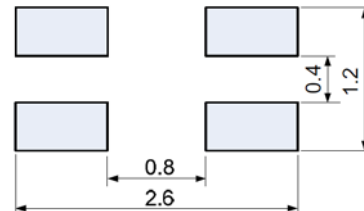
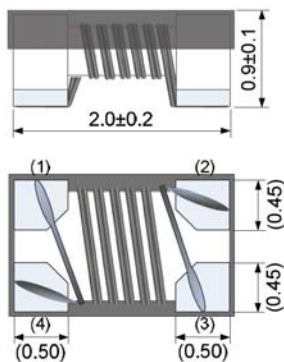
<u>SDCW</u> ①	<u>2012</u> ②	<u>CH</u> ③	<u>-2</u> ④	<u>-900</u> ⑤	<u>T</u> ⑥	<u>F</u> ⑦
①	②		③		④	
Type	External Dimensions (L×W) (mm)		Code			
Winding Type	2012 [0805]		2.0×1.2		HDMI、DVI	
SDCW	Common Mode Choke Coil		CH		Coating & For HDMI and DVI	
④		⑤		⑥		⑦
Number of Lines		阻抗 Impedance		Packing		
2		Example		T		Tape & Reel
		900				
		Nominal Value				
		90Ω				
⑦						
Hazardous Substance Free Products						
F						

SHAPE AND DIMENSIONS

SDCW2012CH TYPE

Recommended Land Pattern

Unit: mm



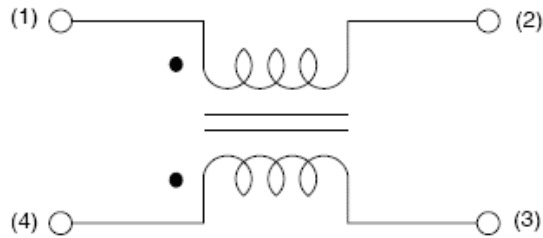
SPECIFICATIONS

SDCW-CH TYPE

Part Number	Common Mode Impedance @100MHz	Max. DC Resistance	Max. Rated Current	Rated Voltage	Min. Insulation Resistance
Units	Ω	Ω	mA	Volts	M Ω
Symbol	Z	DCR	I _r	V _{DC}	IR
SDCW2012CH-2-670TF	67±25%	0.5	250	50	10
SDCW2012CH-2-900TF	90±25%	0.6	200	50	10
SDCW2012CH-2-121TF	120±25%	0.6	200	50	10

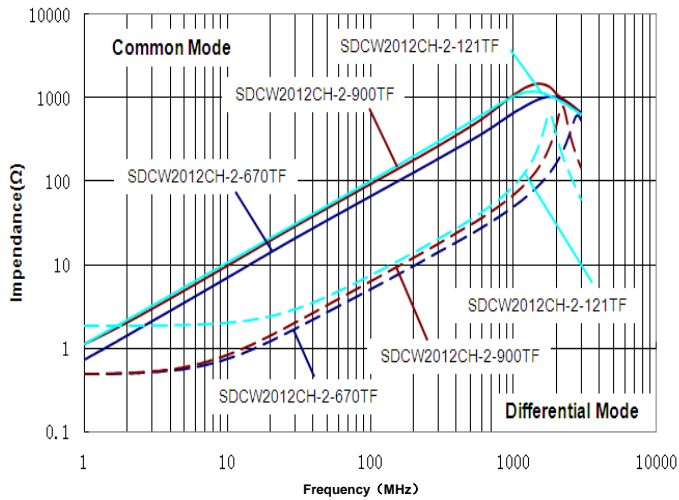
※Products with other electrical characteristics can be provided upon customer's request. Please contact your local sales.

EQUIVALENT CIRCUIT



TYPICAL ELECTRICAL CHARACTERISTICS

Impedance vs. Frequency



Insertion Loss

