SYMB	REVISIONS
A	SKRVABE010
A1	ø3.1→ø3.3
A2	6.6→6.4

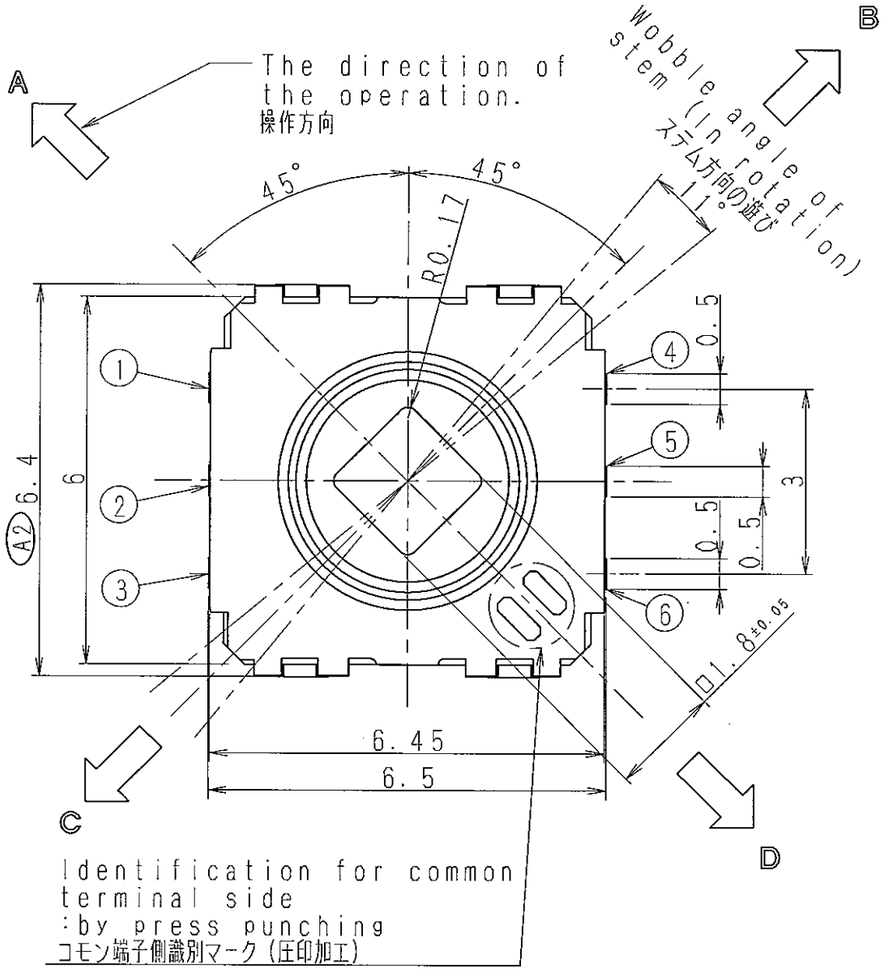

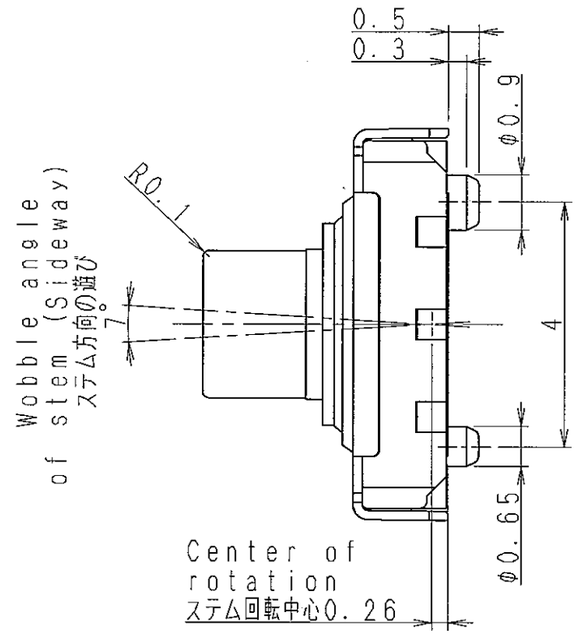

CIRCUIT DIAGRAM
回路図

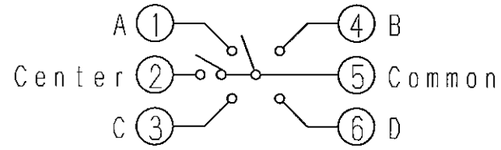

PRINTED CIRCUIT BOARD LAND DIMENSION
推奨ランド寸法

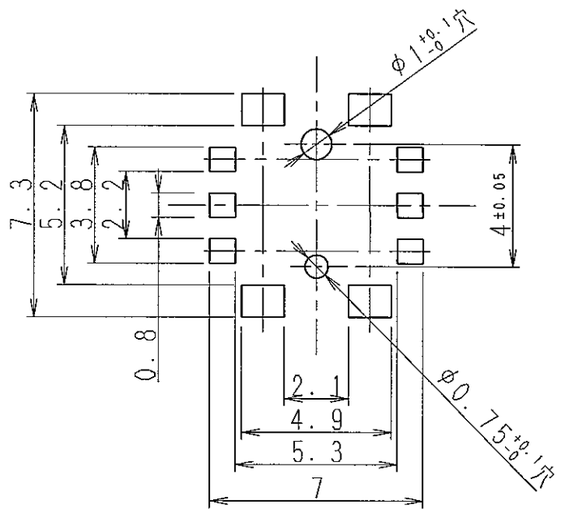

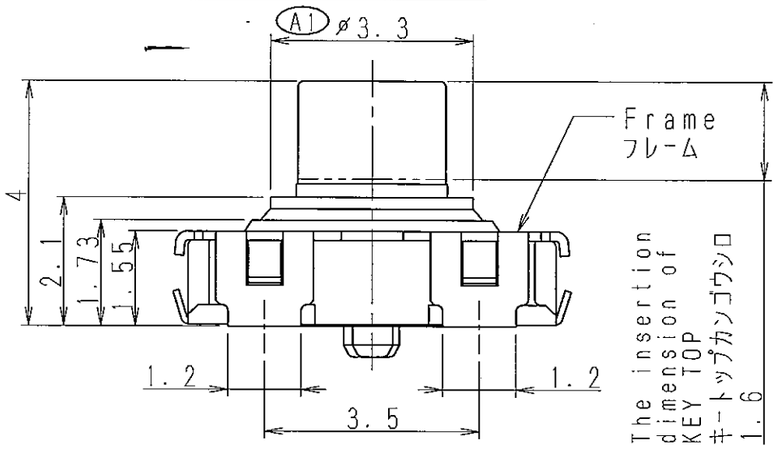

NOTE

1. To secur in the switch strength, FRAME surely solder.

注記

1. スイッチ強度を確保するためにフレームは必ず半田付けして下さい。

TOLERANCE UNLESS OTHERWISE SPEC.	
BASIC DIMENSIONS	TOLERANCES
UP TO 10	±0.3
ABOVE 10 TO 100	±0.5
ABOVE 100	±0.8
ANGULAR DIMENSIONS	±3°

NO.	SYMB	DATE	APPD	CHKD	DSGD
	A2	2005.05.16	J.T	J.T	H.I

PART NO.	MATERIAL	SPEC/NAME	FINISH

ALPS ELECTRIC CO., LTD.

DSGD. 2004.10.04 DSG7 H. ISHIKAWA	SCALE 10:1	NO. SKRVABE010	
CHKD. 2004.10.04 DSG7 K. TAKAHASHI		TITLE PRODUCT DRAWING (製品図)	
APPD. 2004.10.04 DSG7 K. TAKAHASHI	UNIT mm	DOCUMENT NO. SKRVABE010, 11A0 , 31	

APPROVED