

MBR10200CT&MBR10200FCT


10.0AMPS. SCHOTTKY BARRIER RECTIFIERS

FEATURE

- . High current capability
- . Low forward voltage drop
- . Low power loss, high efficiency
- . High surge capability
- . High temperature soldering guaranteed
260°C /10seconds, 0.25"(6.35mm)from case.



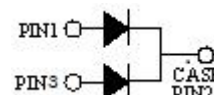
TO-220AB
MBR10200CT



ITO-220AB
MBR10200FCT

MECHANICAL DATA

- . Case: Molded with UL-94 Class V-0 recognized
Flame Retardant Epoxy
- . Mounting position: any



Single phase, half wave, 60Hz,resistive or inductive load.

For capacitive load, derate current by 20%

MAXIMUM RATINGS (T_C=25°C unless otherwise noted)

Parameter	Symbol	MBR10200CT&MBR10200FCT	Units
Maximum Recurrent Peak Reverse Voltage	V_{RRM}	200	V
Maximum RMS Voltage	V_{RMS}	140	V
Maximum DC blocking Voltage	V_{DC}	200	V
Maximum Average Forward Rectified Current at T _C =100°C <i>Per Leg</i> <i>Total device</i>	$I_{F(AV)}$	5.0 10.0	A
Peak Forward Surge Current 8.3ms single half sine-wave superimposed on rated load (JEDEC method) <i>Per Leg</i>	I_{FSM}	120.0	A
Typical Junction Capacitance (Note 1)	C_J	90	pF
Operation Junction Temperature and Storage Temperature	T_J, T_{STG}	-55 to +150	°C
Maximum Mounting torque, M3 or 6-32 srew		1.1N•m (10 lbf•in)	

ELECTRICAL CHARACTERISTICS-(per leg) (T_A=25°C unless otherwise noted)

Parameter	Symbol	Test conditions	Typ	Max	Units	
Forward voltage drop	V_F	T _J =25°C	I _F =2A	0.73	----	V
			I _F =5A	0.80	0.95	
		T _J =125°C	I _F =2A	0.60	----	
			I _F =5A	0.68	0.78	
Reverse leakage current	I_R	T _J =25°C	V _R =200V	----	0.1	mA
		T _J =125°C	V _R =200V	----	10	

THERMAL CHARACTERISTICS(T_C=25°C unless otherwise noted)

Parameter	Symbol	MBR10200CT	MBR10200FCT	Units
Typical Thermal Resistance (Note 2)	$R_{(JC)}$	2.0	3.0	°C/W

Notes:

1. Measured at 1.0 MHz and applied reverse voltage of 4.0Vdc
2. Thermal Resistance from Junction to Case

RATING AND CHARACTERISTIC CURVES

FIG.1-TYPICAL FORWARD CURRENT DERATING CURVE

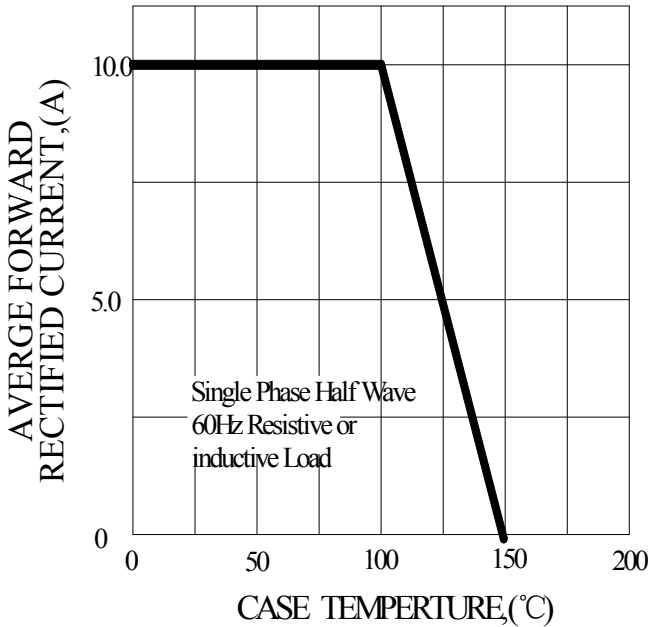


FIG.2-TYPICAL INSTANTANEOUS FORWARD CHARACTERISTICS

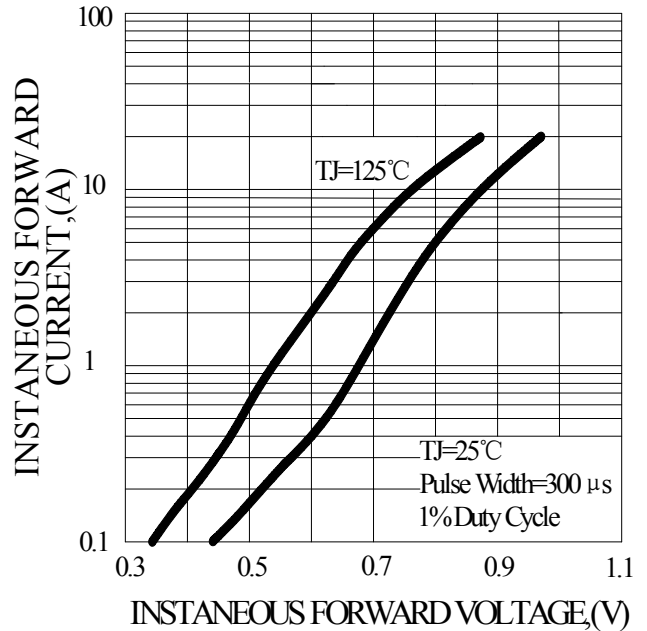


FIG.3-MAXIMUM NON-REPETITIVE FORWARD SURGE CURRENT

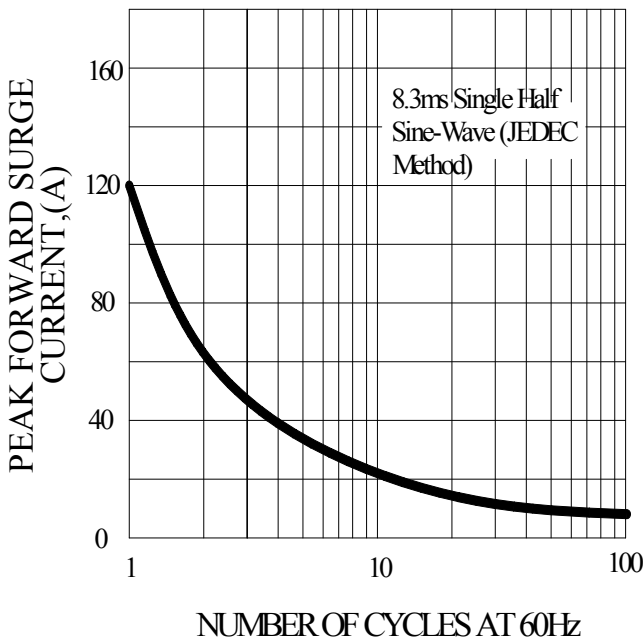
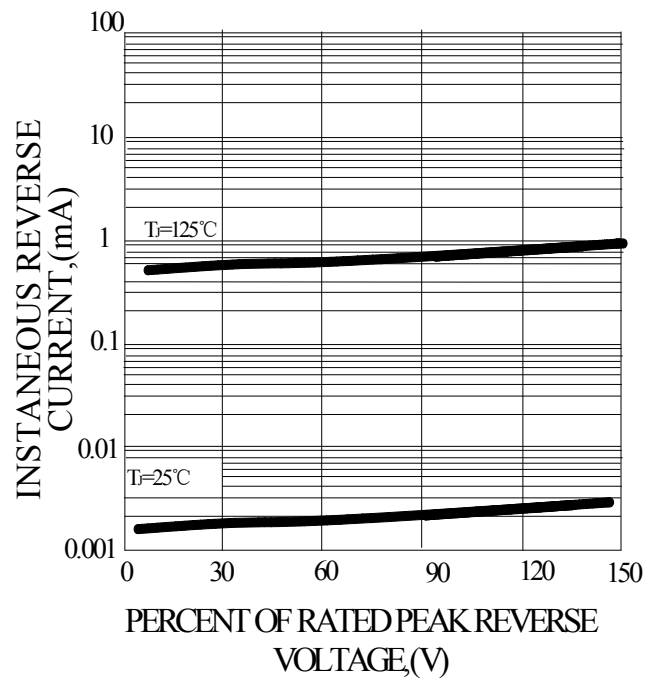
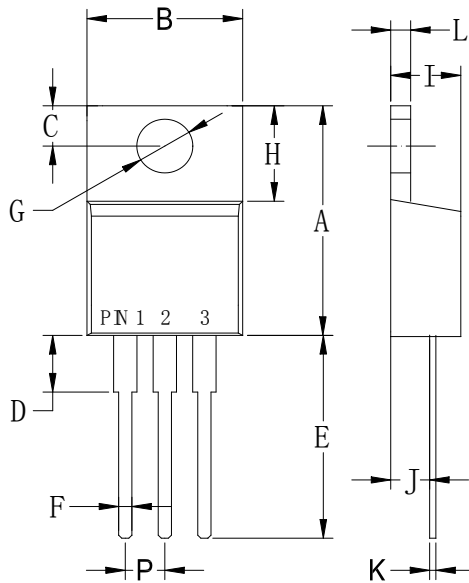


FIG.4-TYPICAL REVERSE CHARACTERISTICS



PACKAGE OUTLINE DIMENSIONS

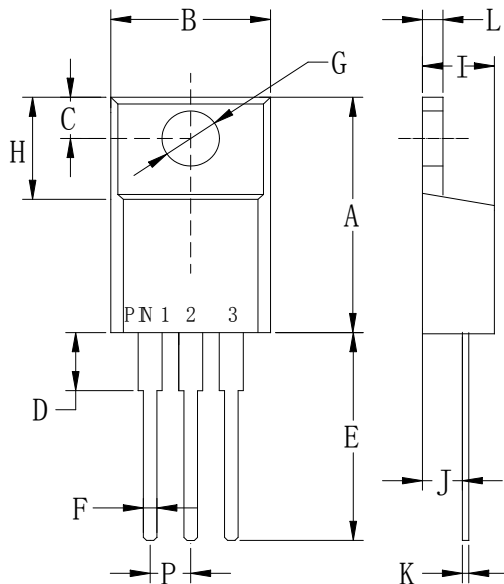
TO-220AB



TO-220AB		
Dim	Min	Max
A	.573(14.55)	.603(15.32)
B	—	.412(10.5)
C	.103(2.62)	.113(2.87)
D	.140(3.56)	.160(4.06)
E	.510(13.0)	.560(14.3)
F	.027(0.68)	.037(0.94)
G	.148(3.74)	.154(3.91)
H	.230(5.84)	.270(6.86)
I	.175(4.44)	.185(4.86)
J	.100(2.54)	.110(2.79)
K	.014(0.35)	.025(0.64)
L	.045(1.14)	.055(1.40)
P	.095(2.41)	.105(2.67)

Dimensions in inches and (millimeters)

ITO-220AB

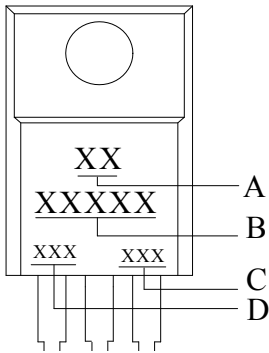


ITO-220AB		
Dim	Min	Max
A	.571(14.5)	.610(15.5)
B	.383(9.72)	.406(10.3)
C	.110(2.80)	.126(3.20)
D	.133(3.38)	.162(4.10)
E	.512(13.0)	.551(14.0)
F	.028(0.70)	.035(0.90)
G	.114(2.90)	.138(3.50)
H	.268(6.80)	.291(7.40)
I	.162(4.10)	.185(4.70)
J	.102(2.60)	.110(2.80)
K	.018(0.45)	.026(0.65)
L	.097(2.46)	.113(2.86)
P	.890(2.25)	.113(2.85)

Dimensions in inches and (millimeters)

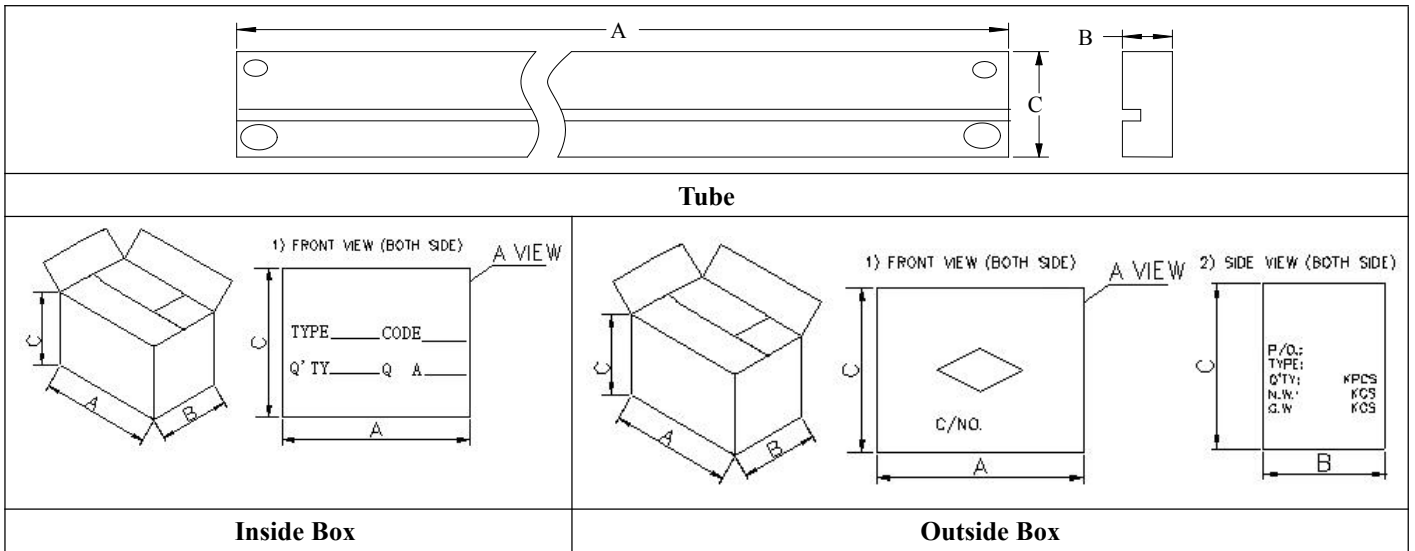
Marking and packaging illustration

1、Marking



SYMBOL	Explanation
A	Trademark
B	Product Name
C	Date Code
D	Product Information

2、Packaging



类别	A (mm)	B (mm)	C (mm)
T0-220 Tube (50EA per tube)	530±5	7±0.8	33±1
T0-220 Inside Box (1K per box)	542±5	82±2	78±1
T0-220 outside Box (6K per box)	555±5	285±5	245±5