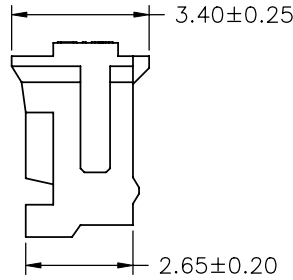
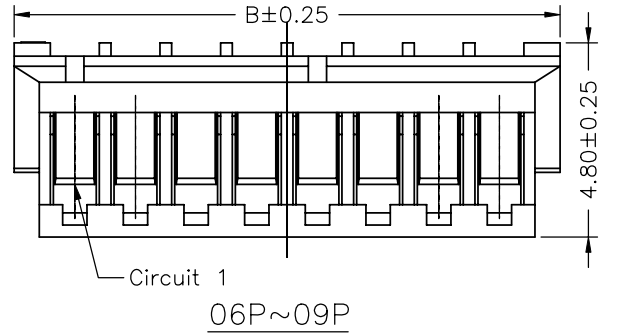


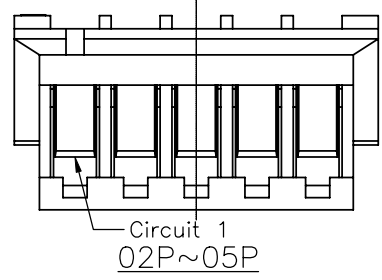
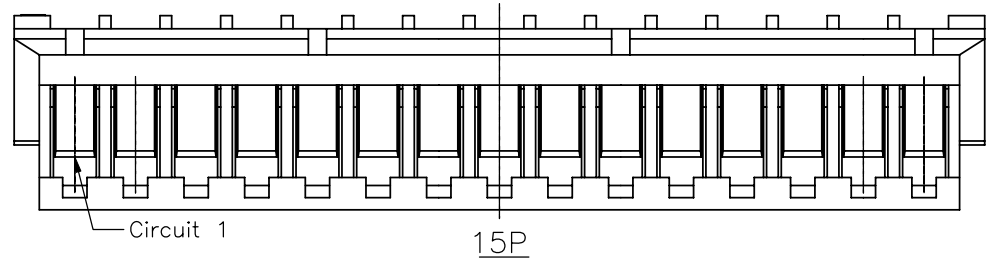
P/N LEGEND

A1500		H-XP		XXX
①	②	③	④	
① Series No.				
② Connector type: H=Housing				
③ No. of circuits				
④ Option code:				
Blank=Nylon 66V-0, White				
BK=Nylon 66V-0, Black				
BL=Nylon 66V-0, Blue(126C)				
BR=Nylon 66V-0, Brown(168C)				
YE=Nylon 66V-0, Yellow(106C)				
GR=Nylon 66V-0, Green(336C)				

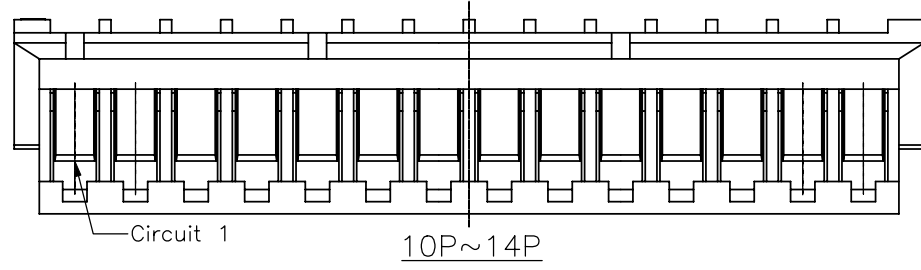


SPECIFICATIONS

Current Rating: 1A AC,DC
 Voltage Rating: 100V AC,DC
 Temperature Range: -25°C ~ +85°C
 Contact Resistance: 20mΩ Max.
 Insulation Resistance: 500MΩ Min.
 Withstanding Voltage: 500V AC/minute
 Material: Nylon 66,UL94V-0



Circuit No.	Dimensions		Circuit No.	Dimensions	
	A	B		A	B
02P	1.50	4.50	09P	12.00	15.00
03P	3.00	6.00	10P	13.50	16.50
04P	4.50	7.50	11P	15.00	18.00
05P	6.00	9.00	12P	16.50	19.50
06P	7.50	10.50	13P	18.00	21.00
07P	9.00	12.00	15P	21.00	24.00
08P	10.50	13.50			



燦達電子工業股份有限公司 JOINT TECH ELECTRONIC IND. CO., LTD.							
UNIT	SCALE	SHEET	TITLE:				
mm	1 : 1	1 of 1	1.50mm PITCH HOUSING				
DRAWN BY	APPROVED BY					DRAW NO. :	
周傑亮	董正一					A1500H-XP	
2011.12.23	2011.12.23		REV. B4				
GENERAL TOLERANCE							
B4	EN1112260534	2011.12.26	周傑亮	X.X±0.25	ANGLE±		
B3	EN1012220297	2011.05.11	陳錦展	X.XX±0.15			
REV.	DESCRIPTION	DATE	NAME	X.XXX±0.05			