



MMSZ5229A SERIES

SURFACE MOUNT SILICON ZENER DIODES

VOLTAGE 4.3 to 51 Volt **POWER** 500 mWatt

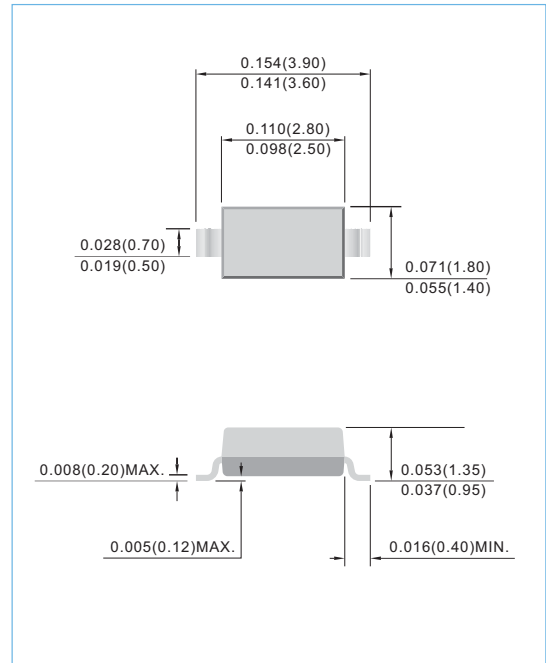
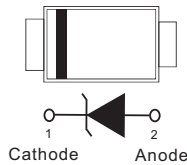
SOD-123 Unit : inch(mm)

FEATURES

- Planar Die construction
- 500mW Power Dissipation
- Ideally Suited for Automated Assembly Processes
- Lead free in compliance with EU RoHS2.0 (2011/65/EU & 2015/865/EU directive)
- Green molding compound as per IEC61249 Std. . (Halogen Free)

MECHANICAL DATA

- Case: SOD-123, Molded Plastic
- Terminals: Solderable per MIL-STD-750, Method 2026
- Polarity: See Diagram Below
- Approx. Weight: 0.0004 ounces, 0.01 grams



MAXIMUM RATINGS AND ELECTRICAL CHARACTERISTICS

| Parameter | Symbol | Value | Units |
|--|----------------|-------------|-------|
| Maximum Power Dissipation@T _A =25°C (Notes A) | P _D | 500 | mW |
| Operating Junction and Storage Temperature Range | T _J | -50 to +150 | °C |

NOTES:

- A. Mounted on 5.0mm²(0.013mm thick) land areas.
- B. Measured on 8.3ms, single half sine-wave or equivalent square wave, duty cycle = 4 pulses per minute maximum.



MMSZ5229A SERIES

| Part Number | Nominal Zener Voltage | | | Max. Zener Impedance | | | | Max Reverse Leakage Current | | Marking Code |
|-------------------------|----------------------------------|--------|--------|-----------------------------------|------|-----------------------------------|------|---------------------------------|------|--------------|
| | V _Z @ I _{ZT} | | | Z _{ZT} @ I _{ZT} | | Z _{ZK} @ I _{ZK} | | I _R @ V _R | | |
| | Nom. V | Min. V | Max. V | Ω | mA | Ω | mA | μA | V | |
| 500 mWatts Zener Diodes | | | | | | | | | | |
| MMSZ5229A | 4.3 | 4.21 | 4.39 | 22 | 20.0 | 2000 | 0.25 | 5.0 | 1.0 | D4 |
| MMSZ5230A | 4.7 | 4.61 | 4.79 | 19 | 20.0 | 1900 | 0.25 | 5.0 | 2.0 | D5 |
| MMSZ5231A | 5.1 | 5.00 | 5.20 | 17 | 20.0 | 1600 | 0.25 | 5.0 | 2.0 | E1 |
| MMSZ5232A | 5.6 | 5.49 | 5.71 | 11 | 20.0 | 1600 | 0.25 | 5.0 | 3.0 | E2 |
| MMSZ5234A | 6.2 | 6.08 | 6.32 | 7 | 20.0 | 1000 | 0.25 | 5.0 | 4.0 | E4 |
| MMSZ5235A | 6.8 | 6.66 | 6.94 | 5 | 20.0 | 750 | 0.25 | 3.0 | 5.0 | E5 |
| MMSZ5236A | 7.5 | 7.35 | 7.65 | 6 | 20.0 | 500 | 0.25 | 3.0 | 6.0 | F1 |
| MMSZ5237A | 8.2 | 8.04 | 8.36 | 8 | 20.0 | 500 | 0.25 | 3.0 | 6.0 | F2 |
| MMSZ5238A | 8.7 | 8.53 | 8.87 | 8 | 20 | 600 | 0.25 | 3.0 | 6.5 | F3 |
| MMSZ5239A | 9.1 | 8.92 | 9.28 | 10 | 20.0 | 600 | 0.25 | 3.0 | 6.5 | F4 |
| MMSZ5240A | 10 | 9.80 | 10.20 | 17 | 20.0 | 600 | 0.25 | 3.0 | 8.0 | F5 |
| MMSZ5241A | 11 | 10.78 | 11.22 | 22 | 20.0 | 600 | 0.25 | 3.0 | 8.4 | H1 |
| MMSZ5242A | 12 | 11.76 | 12.24 | 30 | 20.0 | 600 | 0.25 | 2.0 | 9.1 | H2 |
| MMSZ5243A | 13 | 12.74 | 13.26 | 13 | 9.5 | 600 | 0.25 | 1.0 | 9.9 | H3 |
| MMSZ5244A | 14 | 13.72 | 14.28 | 15 | 9.0 | 600 | 0.25 | 0.5 | 10.5 | H4 |
| MMSZ5245A | 15 | 14.70 | 15.30 | 16 | 8.5 | 600 | 0.25 | 0.5 | 11.0 | H5 |
| MMSZ5246A | 16 | 15.68 | 16.32 | 17 | 7.8 | 600 | 0.25 | 0.1 | 12.0 | J1 |
| MMSZ5247A | 17 | 16.66 | 17.34 | 19 | 7.5 | 600 | 0.25 | 0.1 | 13.0 | J2 |
| MMSZ5248A | 18 | 17.64 | 18.36 | 21 | 7.0 | 600 | 0.25 | 0.1 | 14.0 | J3 |
| MMSZ5250A | 20 | 19.60 | 20.40 | 25 | 6.2 | 600 | 0.25 | 0.1 | 15.0 | J5 |
| MMSZ5251A | 22 | 21.56 | 22.44 | 29 | 5.6 | 600 | 0.25 | 0.1 | 17.0 | K1 |
| MMSZ5252A | 24 | 23.52 | 24.48 | 33 | 5.2 | 600 | 0.25 | 0.1 | 18.0 | K2 |
| MMSZ5254A | 27 | 26.46 | 27.54 | 41 | 5.0 | 600 | 0.25 | 0.1 | 21.0 | K4 |
| MMSZ5255A | 28 | 27.44 | 28.56 | 44 | 4.5 | 600 | 0.25 | 0.1 | 21.0 | K5 |
| MMSZ5256A | 30 | 29.40 | 30.60 | 49 | 4.2 | 600 | 0.25 | 0.1 | 23.0 | M1 |
| MMSZ5257A | 33 | 32.34 | 33.66 | 58 | 3.8 | 700 | 0.25 | 0.1 | 25.0 | M2 |
| MMSZ5258A | 36 | 35.28 | 36.72 | 70 | 3.4 | 700 | 0.25 | 0.1 | 27.0 | M3 |
| MMSZ5259A | 39 | 38.22 | 39.78 | 80 | 3.2 | 800 | 0.25 | 0.1 | 30.0 | M4 |
| MMSZ5260A | 43 | 42.14 | 43.86 | 93 | 3.0 | 900 | 0.25 | 0.1 | 33.0 | M5 |
| MMSZ5261A | 47 | 46.06 | 47.94 | 105 | 2.7 | 1000 | 0.25 | 0.1 | 36.0 | N1 |
| MMSZ5262A | 51 | 49.98 | 52.02 | 125 | 2.5 | 1100 | 0.25 | 0.1 | 39.0 | N2 |



MMSZ5229A SERIES



Fig. 1 TEMPERATURE COEFFICIENTS



Fig. 2 TEMPERATURE COEFFICIENTS



Fig. 3 TYPICAL LEAKAGE CURRENT



Fig. 4 TYPICAL FORWARD VOLTAGE



Fig. 5 STEADY STATE POWER DERATING



Fig. 6 TYPICAL CAPACITANCE



MMSZ5229A SERIES



Fig.7 ZENER VOLTAGE VERSUS ZENER CURRENT

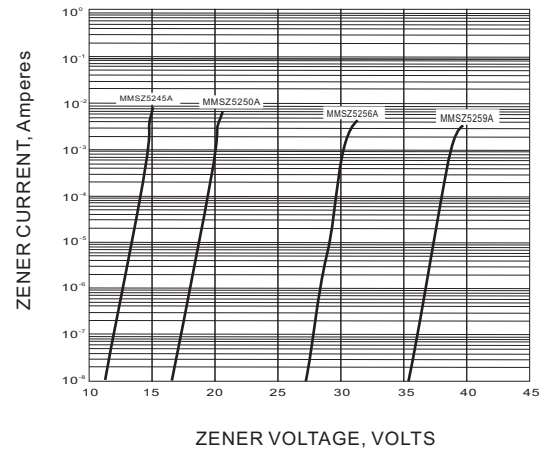


Fig.8 ZENER VOLTAGE VERSUS ZENER CURRENT

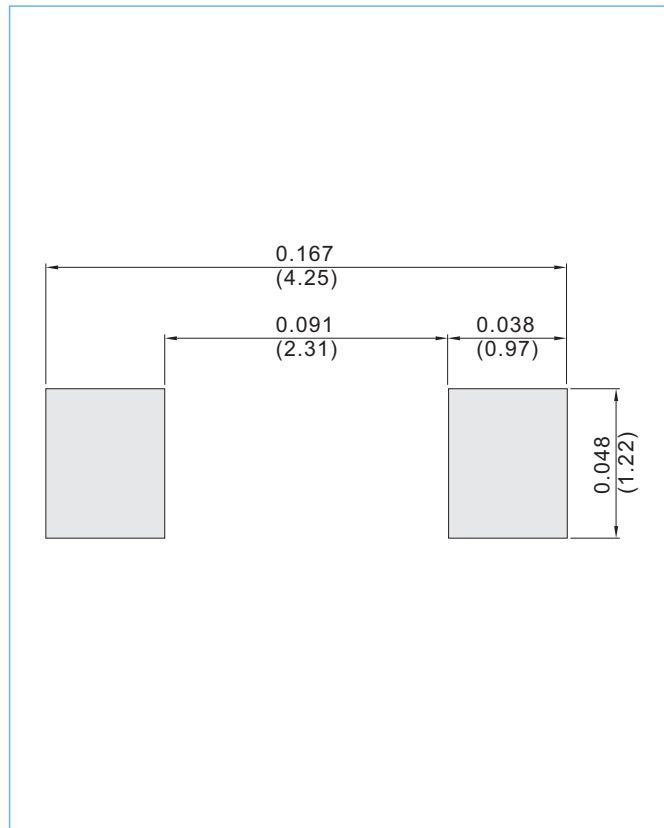


MMSZ5229A SERIES

MOUNTING PAD LAYOUT

SOD-123

Unit : inch(mm)



ORDER INFORMATION

- Packing information
T/R - 10K per 13" plastic Reel
T/R - 3K per 7" plastic Reel



MMSZ5229A SERIES

Part No_packing code_Version

MMSZ5229A_R1_00001

MMSZ5229A_R2_00001

For example :

RB500V-40_R2_00001



| Packing Code XX | | | | Version Code XXXXX | | |
|--------------------------------------|----------------------|----------------------------------|----------------------|---------------------------|----------------------|---------------------------------------|
| Packing type | 1 st Code | Packing size code | 2 nd Code | HF or RoHS | 1 st Code | 2 nd ~5 th Code |
| Tape and Ammunition Box (T/B) | A | N/A | 0 | HF | 0 | serial number |
| Tape and Reel (T/R) | R | 7" | 1 | RoHS | 1 | serial number |
| Bulk Packing (B/P) | B | 13" | 2 | | | |
| Tube Packing (T/P) | T | 26mm | X | | | |
| Tape and Reel (Right Oriented) (TRR) | S | 52mm | Y | | | |
| Tape and Reel (Left Oriented) (TRL) | L | PANASERT T/B CATHODE UP (PBCU) | U | | | |
| FORMING | F | PANASERT T/B CATHODE DOWN (PBCD) | D | | | |



MMSZ5229A SERIES

Disclaimer

- Reproducing and modifying information of the document is prohibited without permission from Panjit International Inc..
- Panjit International Inc. reserves the rights to make changes of the content herein the document anytime without notification. Please refer to our website for the latest document.
- Panjit International Inc. disclaims any and all liability arising out of the application or use of any product including damages incidentally and consequentially occurred.
- Panjit International Inc. does not assume any and all implied warranties, including warranties of fitness for particular purpose, non-infringement and merchantability.
- Applications shown on the herein document are examples of standard use and operation. Customers are responsible in comprehending the suitable use in particular applications. Panjit International Inc. makes no representation or warranty that such applications will be suitable for the specified use without further testing or modification.
- The products shown herein are not designed and authorized for equipments requiring high level of reliability or relating to human life and for any applications concerning life-saving or life-sustaining, such as medical instruments, transportation equipment, aerospace machinery et cetera. Customers using or selling these products for use in such applications do so at their own risk and agree to fully indemnify Panjit International Inc. for any damages resulting from such improper use or sale.
- Since Panjit uses lot number as the tracking base, please provide the lot number for tracking when complaining.