



US1AW~US1MW

SURFACE MOUNT ULTRAFAST RECTIFIER

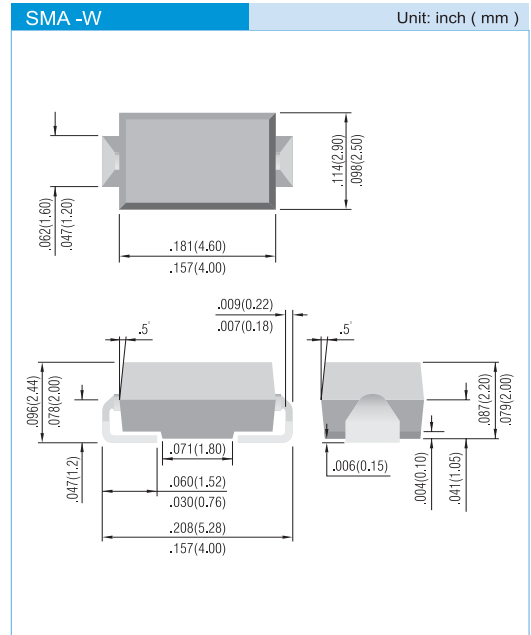
VOLTAGE 50 to 1000 Volts **CURRENT** 1.0 Amperes

FEATURES

- For surface mounted applications
- Low profile package
- Built-in strain relief
- Easy pick and place
- Ultrafast recovery times for high efficiency
- Plastic package has Underwriters Laboratory Flammability Classification 94V-O
- In compliance with EU RoHS 2002/95/EC directives

MECHANICAL DATA

- Case: SMA-W molded plastic
- Terminals: Solder plated, solderable per MIL-STD-750, Method 2026
- Polarity: Indicated by cathode band
- Standard packaging: 12mm tape (EIA-481)
- Weight: 0.002 ounce, 0.064 gram



MAXIMUM RATINGS AND ELECTRICAL CHARACTERISTICS

Ratings at 25°C ambient temperature unless otherwise specified. Single phase, half wave, 60 Hz, resistive or inductive load. For capacitive load, derate current by 20%.

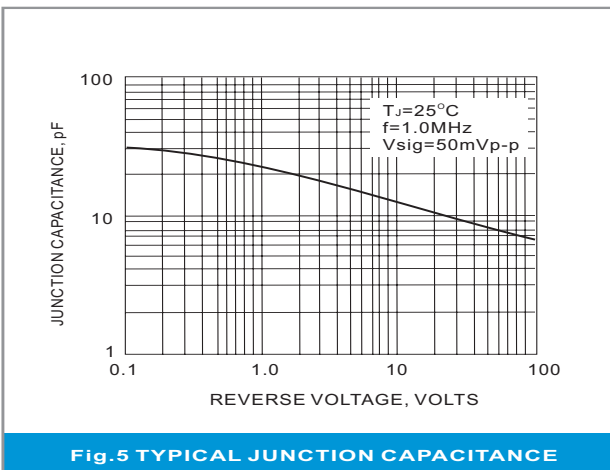
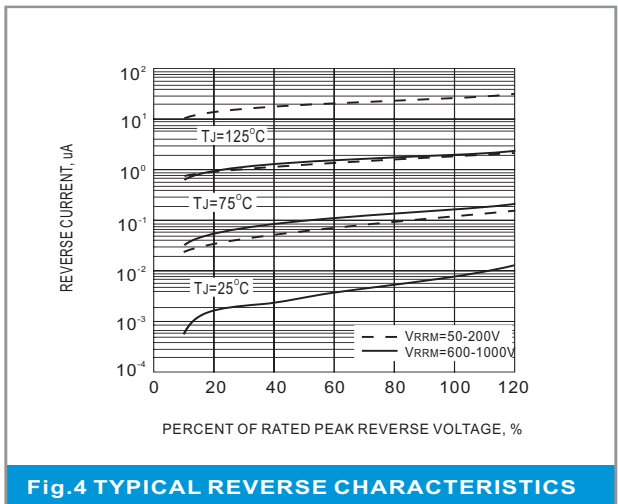
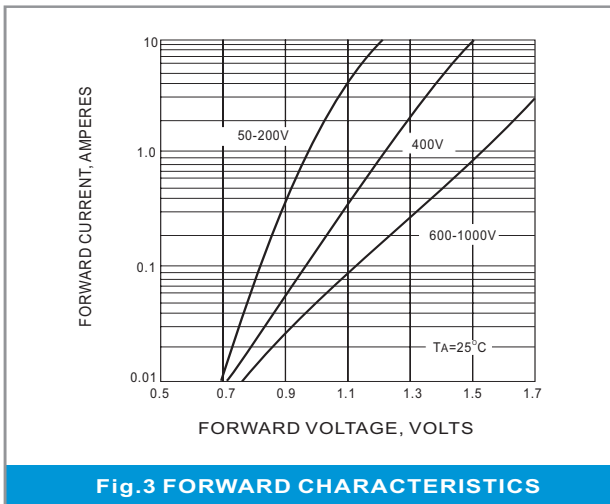
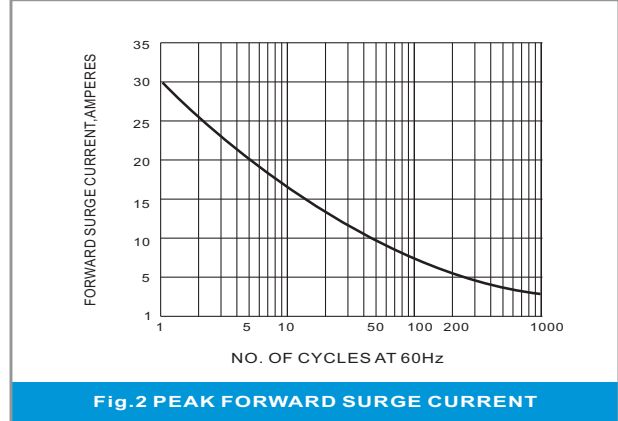
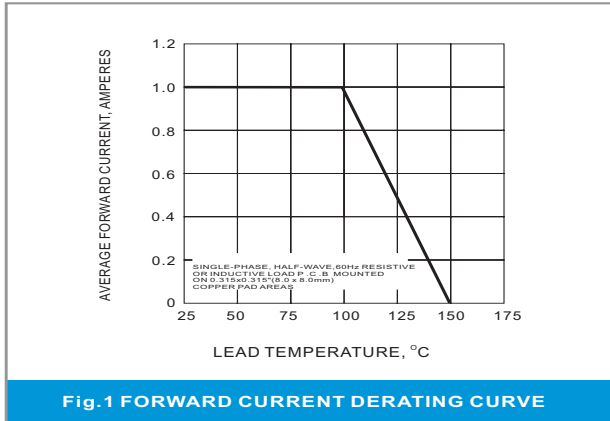
PARAMETER	SYMBOL	US1AW	US1BW	US1DW	US1GW	US1JW	US1KW	US1MW	UNITS
Maximum Recurrent Peak Reverse Voltage	V_{RRM}	50	100	200	400	600	800	1000	V
Maximum RMS Voltage	V_{RMS}	35	70	140	280	420	560	800	V
Maximum DC Blocking Voltage	V_{DC}	50	100	200	400	600	800	1000	V
Maximum Average Forward Current .375" (9.5mm) lead length at $T_c=100^\circ\text{C}$	$I_{F(AV)}$	1.0							A
Peak Forward Surge Current : 8.3ms single half sine-wave superimposed on rated load(JEDEC method)	I_{FSM}	30							A
Maximum Forward Voltage at 1.0A	V_F	1.0		1.4		1.7		V	
Maximum DC Reverse Current at $T_j=25^\circ\text{C}$ Rated DC Blocking Voltage $T_j=125^\circ\text{C}$	I_R	10.0				100			uA
Typical Junction capacitance (Note 2)	C_j	17				pF			
Typical Thermal Resistance(Note 3)	$R_{\theta JL}$	30				°C / W			
Maximum Reverse Recovery Time (Note 1)	t_{rr}	50				100			ns
Operating Junction and Storage Temperature Range	T_j, T_{STG}	-50 TO +150							°C

NOTES:1. Reverse Recovery Test Conditions: $I_F=0.5A$, $I_R=1.0A$, $I_{rr}=0.25A$
 2. Measured at 1 MHz and applied $V_r = 4.0$ volts.
 3. 8.0 mm² (.013mm thick) land areas.



US1AW~US1MW

RATING AND CHARACTERISTIC CURVES



LEGAL STATEMENT

Copyright PanJit International, Inc 2006

The information presented in this document is believed to be accurate and reliable. The specifications and information herein are subject to change without notice. Pan Jit makes no warranty, representation or guarantee regarding the suitability of its products for any particular purpose. Pan Jit products are not authorized for use in life support devices or systems. Pan Jit does not convey any license under its patent rights or rights of others.