


Small-sized Side-operational SMD Light Touch Switches

Type: **EVQPU**



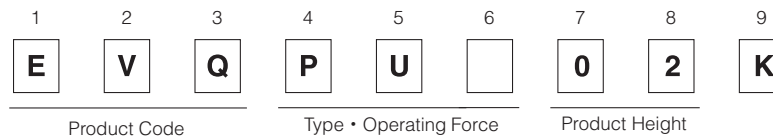
■ Features

- External dimensions : 4.7 mm×3.5 mm(Excluding the push plate), Height 1.65mm
- A wide range of terminal type : J-bent, Straight

■ Recommended Applications

- Operation switches for portable electronic equipment
(Mobile phones, Digital still cameras, Camcorders,
Portable audio players, etc.)

■ Explanation of Part Numbers


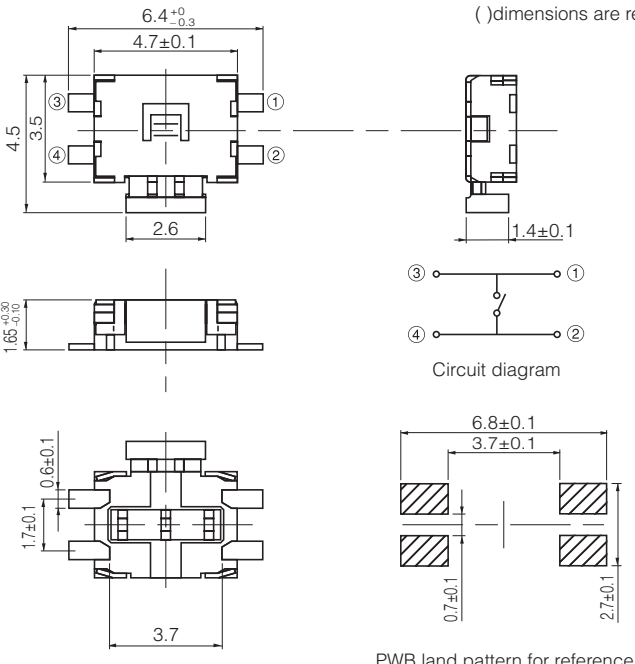

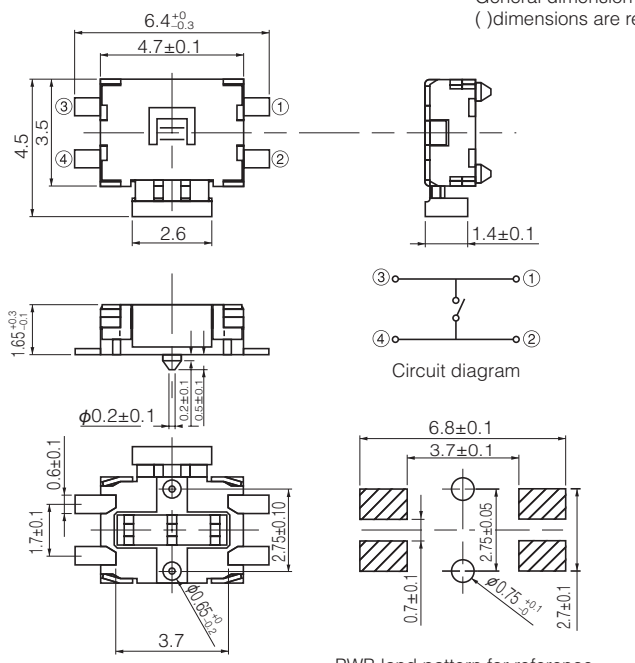


■ Specifications

Type		Snap action / Push-on type SPST
Electrical	Rating	10 μ A 2 V DC to 50 mA 12 V DC (Resistive load)
	Contact Resistance	500 m Ω max.
	Insulation Resistance	100 M Ω min. (at 100 V DC)
	Dielectric Withstanding Voltage	250 V AC for 1 minute
	Bouncing	10 ms max. (ON, OFF)
Mechanical	Operating Force	1.6 N ^{+0.7} _{-0.4} N 2.2 N ^{+0.8} _{-0.7} N
	Travel	0.3 mm ^{+0.1} _{-0.2} mm
	Push Strength	30 N (1 minute)
Endurance	Operating Life	100,000 cycles min.
Operating Temperature		-20 °C to +70 °C
Storage Temperature		-40 °C to +85 °C (Bulk) -20 °C to +60 °C (Taping)
Minimum Quantity/Packing Unit		4,000 pcs. Embossed Taping (Reel Pack)
Quantity/Carton		20,000 pcs.

Design and specifications are each subject to change without notice. Ask factory for the current technical specifications before purchase and/or use.
Should a safety concern arise regarding this product, please be sure to contact us immediately.

■ Dimensions in mm (not to scale)

<p>No. 1</p> <p>EVQPUJ EVQPUA</p> <p>(Embossed Taping)</p> <p>With straight terminals Without boss</p> 	<p>General dimension tolerance : ± 0.2 () dimensions are reference dimensions.</p> 			
<p>Part Numbers</p> <p>EVQPUJ02K</p> <p>EVQPUA02K</p>	<p>Operating Force</p> <p>1.6 N</p> <p>2.2 N</p>	<p>Height</p> <p>1.65 mm</p> <p>1.65 mm</p>	<p>Push Plate Color</p> <p>Black</p> <p>Black</p>	<p>Operating Life</p> <p>100,000 cycles</p> <p>100,000 cycles</p>
<p>No. 2</p> <p>EVQPUL EVQPUC</p> <p>(Embossed Taping)</p> <p>With straight terminals With boss</p> 	<p>General dimension tolerance : ± 0.2 () dimensions are reference dimensions.</p> 			
<p>Part Numbers</p> <p>EVQPUL02K</p> <p>EVQPUC02K</p>	<p>Operating Force</p> <p>1.6 N</p> <p>2.2 N</p>	<p>Height</p> <p>1.65 mm</p> <p>1.65 mm</p>	<p>Push Plate Color</p> <p>Black</p> <p>Black</p>	<p>Operating Life</p> <p>100,000 cycles</p> <p>100,000 cycles</p>

Design and specifications are each subject to change without notice. Ask factory for the current technical specifications before purchase and/or use.
Should a safety concern arise regarding this product, please be sure to contact us immediately.

■ Dimensions in mm (not to scale)

<p style="text-align: center; border: 1px solid black; display: inline-block; margin: 0;">No. 3</p>	<div style="text-align: right; font-size: small;">General dimension tolerance : ± 0.2 () dimensions are reference dimensions.</div> <div style="display: flex; justify-content: space-around; align-items: flex-start;"> <div style="text-align: center;"> </div> <div style="text-align: center;"> </div> </div> <div style="display: flex; justify-content: space-around; align-items: center; margin-top: 10px;"> <div style="text-align: center;"> <p style="font-size: x-small;">Circuit diagram</p> </div> <div style="text-align: center;"> <p style="font-size: x-small;">PWB land pattern for reference</p> </div> </div>
---	---

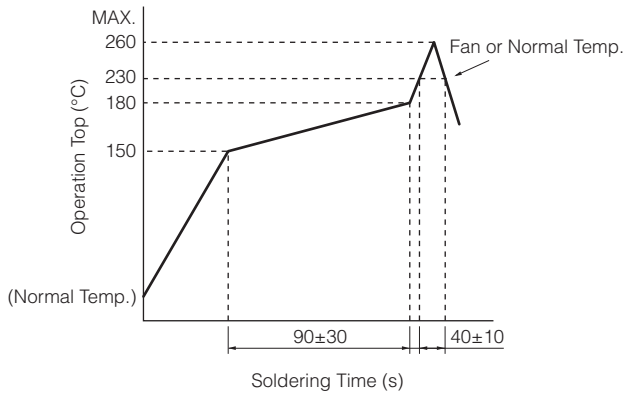
Part Numbers	Operating Force	Height	Push Plate Color	Operating Life
EVQPUK02K	1.6 N	1.65 mm	Black	100,000 cycles
EVQPUB02K	2.2 N	1.65 mm	Black	100,000 cycles

<p style="text-align: center; border: 1px solid black; display: inline-block; margin: 0;">No. 4</p>	<div style="text-align: right; font-size: small;">General dimension tolerance : ± 0.2 () dimensions are reference dimensions.</div> <div style="display: flex; justify-content: space-around; align-items: flex-start;"> <div style="text-align: center;"> </div> <div style="text-align: center;"> </div> </div> <div style="display: flex; justify-content: space-around; align-items: center; margin-top: 10px;"> <div style="text-align: center;"> <p style="font-size: x-small;">Circuit diagram</p> </div> <div style="text-align: center;"> <p style="font-size: x-small;">PWB land pattern for reference</p> </div> </div>
---	---

Part Numbers	Operating Force	Height	Push Plate Color	Operating Life
EVQPUM02K	1.6 N	1.65 mm	Black	100,000 cycles
EVQPUD02K	2.2 N	1.65 mm	Black	100,000 cycles

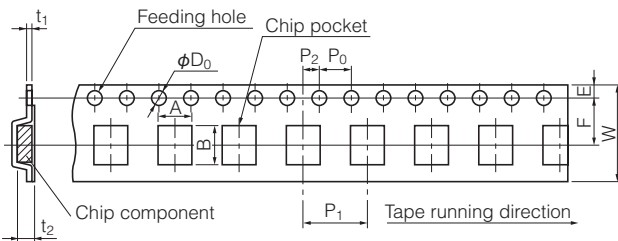
Design and specifications are each subject to change without notice. Ask factory for the current technical specifications before purchase and/or use.
Should a safety concern arise regarding this product, please be sure to contact us immediately.

■ Recommended Reflow Soldering Conditions



● Embossed Carrier Taping

Tape width=12.0 mm



Taping condition : Lack of products in the middle of taping should be one MAX, but total quantity specified in the specifications should be secured.
 Peeling off strength of top tape : It should be within 0.2N to 1.0N at 165 degree in peeling off angle.
 Joint of carrier tape : One joint per one reel may exist.

Unit: mm

Part No.	Height	A	B	W	F	E	P_1	P_2	P_0	D_0 Dia.	t_1	t_2
EVQPU	1.65	7.0±0.2	5.75±0.20	12.0±0.3	5.78±0.20	1.75±0.10	8.0±0.1	2.0±0.1	4.0±0.1	1.5 ^{+0.1} ₋₀	0.35±0.05	2.4±0.2