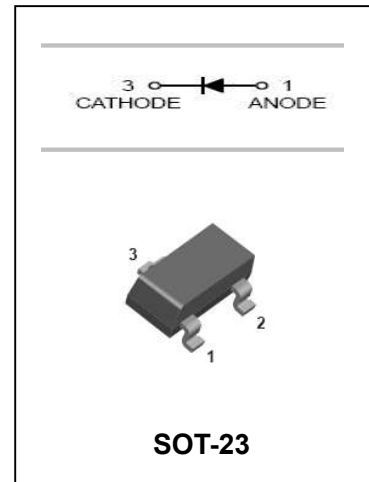


## Surface mount switching diode

# MMBD4148

### FEATURES

- Fast switching speed.
- High conductance.
- For general purpose switching applications.
- Surface mount package ideally suited for automatic insertion.



### APPLICATIONS

- Small signal switching.

### ORDERING INFORMATION

Type No.	Marking	Package Code
MMBD4148□	KA2	SOT-23

□: none is for Lead Free package;  
“G” is for Halogen Free package.

### MAXIMUM RATING @ Ta=25°C unless otherwise specified

Parameter	Symbol	Limits	Unit
Peak Repetitive Peak reverse voltage	$V_{RRM}$	75	V
Working Peak Reverse Voltage	$V_{RWM}$		
DC Reverse Voltage	$V_R$		
Non-repetitive peak reverse voltage	$V_{RM}$	100	V
RMS Reverse voltage	$V_{R(RMS)}$	53	V
Average rectified output Current	$I_o$	150	mA
Non-repetitive peak forward surge Current	$I_{FSM}$	2.0	A
@t=1.0μs		1.0	
@t=1.0s			
Power Dissipation	$P_d$	350	mW
Thermal resistance junction to ambient air	$R_{\theta JA}$	375	°C/W
Operating and storage temperature range	$T_j, T_{STG}$	-65 to 150	°C

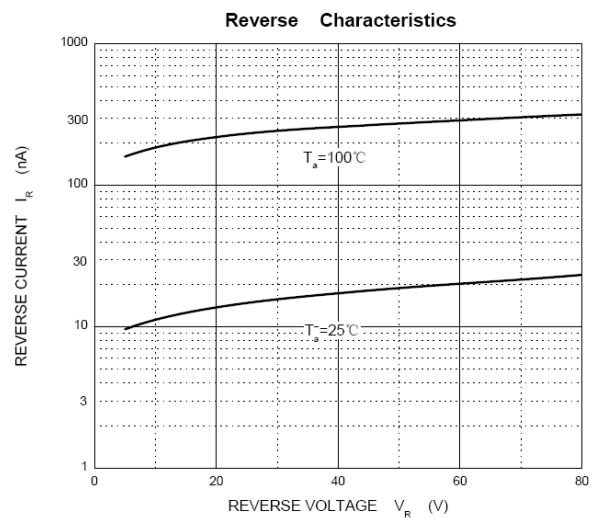
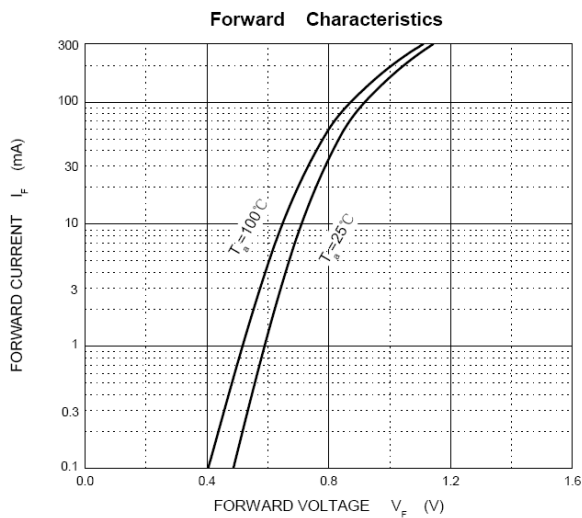
Surface mount switching diode

**MMBD4148**

**ELECTRICAL CHARACTERISTICS @ Ta=25°C unless otherwise specified**

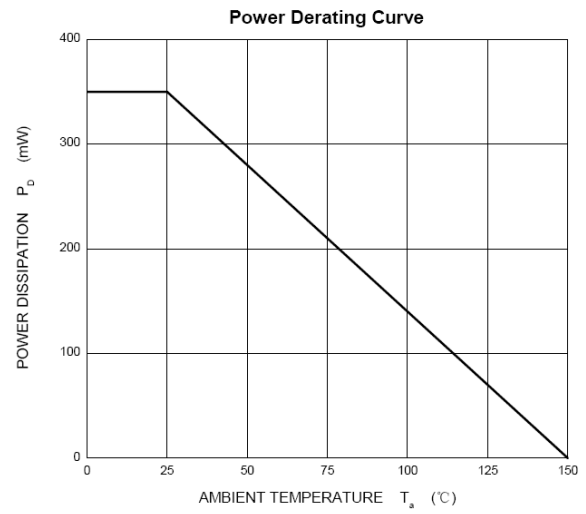
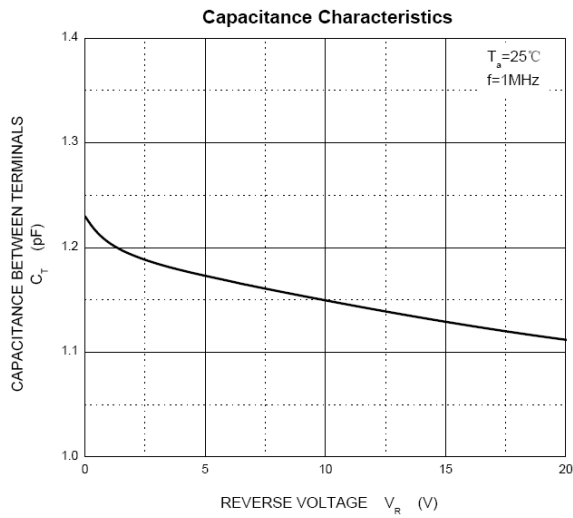
Parameter	Symbol	Min.	Typ.	Max.	Unit	Conditions
Reverse breakdown voltage	$V_{R(BR)}$	75				$I_R=100\mu A$
Maximum Forward voltage	$V_{FM}$			0.715 0.855 1.0 1.25	V	$I_F=1.0mA$ $I_F=10mA$ $I_F=50mA$ $I_F=150mA$
Reverse current	$I_{R1}$			2.5	$\mu A$	$V_R=75V$
	$I_{R2}$			25	nA	$V_R=20V$
Junction Capacitance	$C_j$			2	pF	$V_R=0V, f=1MHz$
Reverse Recovery Time	$t_{rr}$			4	ns	$I_F=I_R=10mA, I_{tr}=0.1 \cdot I_R, R_L=100\Omega$

**TYPICAL CHARACTERISTICS @ Ta=25°C unless otherwise specified**



Surface mount switching diode

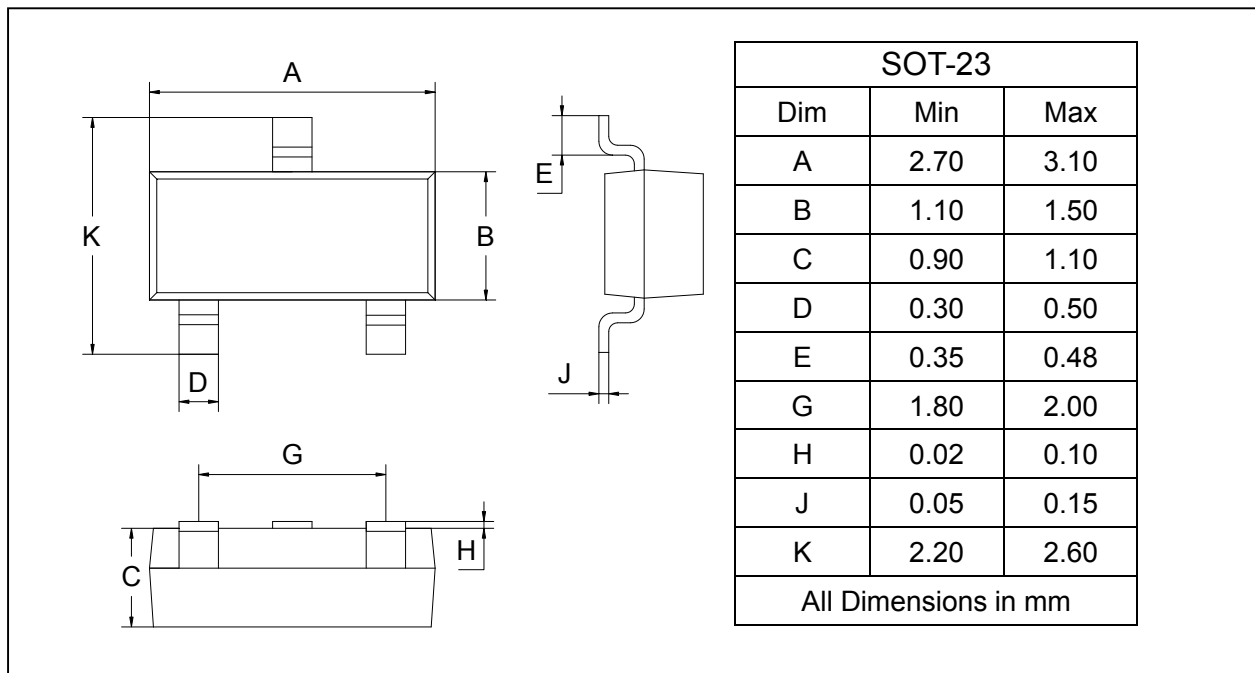
**MMBD4148**



**PACKAGE OUTLINE**

Plastic surface mounted package

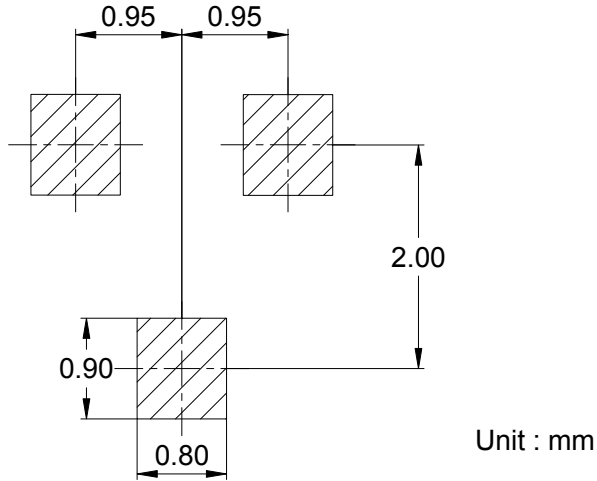
SOT-23



Surface mount switching diode

**MMBD4148**

**SOLDERING FOOTPRINT**



**PACKAGE INFORMATION**

Device	Package	Shipping
MMBD4148	SOT-23	3000/Tape&Reel