



**SPECIFICATION FOR APPROVAL**

产品规格承认书

**SMD POWER INDUCTOR**

功率电感

立创商城

CUSTOMER.

MODEL NO.

**MSA75-680M**

CUSTOMER'S PART NO.

LILE NO.

DATE.

**2019.4.26**

REVISION.

**A/0**

<b>CUSTOMER APPROVE</b>		
DATE:		
<b>DRAWING</b>		
<b>DRAWN BY</b>	<b>CHECK BY</b>	<b>APPROVAL BY</b>
DATE:		



**深圳市迈翔科技有限公司**

**SHENZHEN MOTTO TECHNOLOGY Co., Ltd**

香港瑞德科技有限公司 黄冈市迈翔电子有限公司

Motto Technology park, niu e ling village no#214 xintian, nghua Town,

Guanlan Street, Longhua District, Shenzhen

TEL: +86 0755-8948751~2 89487610 Fax: +86 0755-61624574

[Http://www.coilmx.com](http://www.coilmx.com) E-mail: [sales@mottotech.com](mailto:sales@mottotech.com)



CUSTOMER		MODEL NO.	MSA75-680M	REVISION	A/0
FILE NO.		PART NO.		DATE	2019.4.26

1.PRODUCT DIMENSION		UNIT:mm	
	A	7.8±0.3	
	B	7.0±0.3	
	C	5.0±0.3	

2.ELECTRICAL REQUIREMENTS			
PARAMETER	SPECIFICATION	CONDITION	TEST INSTRUMENTS
L(uH)	68±20%	100KHz/1.0V	MICROTEST 6377
DCR(Ω)	0.25MAX	At 25℃	TH2512A
I sat(A)	1.5A TYP 30%	100KHz/1.0V	MICROTEST 6377+6220

**3.CHARACTERISTICS**

(1). All test data is based on 25℃ ambient.

(2). DC current(A)that will cause an approximate ΔT40℃

(3). DC current(A)that will cause L0 to drop approximately 10%Typ

(4). Operating temperature range: -55℃~+125℃

(5).The part temperature (ambient + temp rise)should not exceed 125℃ under worst case operating conditions. circuit design, component.PWB trace size and thickness,airflow and other cooling provision all affect the part temperature. Part temperature should be verified in the den application

**4.SPECIAL REQUEST**

(1)Lettering 680 on top of the body.

CUSTOMER		MODEL NO.	MSA75-680M	REVISION	A/0
FILE NO.		PART NO.		DATE	2019.4.26

**5.PRODUCT IDENTIFICATION**


XX XXXX - XXX X X

①      ②      ③      ④      ⑤

①、 Product Symbol    ②、 Dimensions    ③、 Inductance

④、 Tolerance: M±20%, N±30%.    ⑤、 Material

**6.ELECTRICAL SCHEMATICS**



**7.APPLICATION**

- (1)Low profile,high current power supplies.
- (2)Battery powered devices.
- (3)DC/DC converters in distributed power systems.
- (5)DC/DC converters for field programmable gate array.

**8.FEATURES**

- (1)ROHS compliant.
- (2)Super low resistance,ultra high current rating.
- (3)high performance(I sat)realized by metal dust core.
- (4)Frequency Range:up to 1MHZ.

**9.RECOMMENDED PCB LAYOUT**

	H	
	S	
	M	

CUSTOMER		MODEL NO.			MSA75-680M		REVISION		A/0	
FILE NO.		PART NO.					DATE		2019.4.26	
SORT		ITEM	A	B	C					
PRODUCT & DIMENSION	SPEC	7.8±0.3	7.0±0.3	5.0±0.3						
	1	7.82	7.06	5.03						
	2	7.83	7.05	5.05						
	3	7.81	7.05	5.04						
	4	7.82	7.04	5.03						
	5	7.83	7.05	5.04						
	X	7.82	7.05	5.04						
	R	0.02	0.02	0.02						
ELECTRICAL & REQUIREMENTS	ITEM	L(μH)	DCR (Ω)	I sat(A)			SHAPE:			
	SPEC	68±20%	0.25MAX	1.5A TYP 30%						
	1	66.00	0.21	56.00						
	2	67.00	0.21	54.00						
	3	66.70	0.22	56.00						
	4	66.70	0.21	55.00						
	5	66.80	0.21	54.00						
	X	66.64	0.21	55.00						
	R	1.00	0.01	2.00						

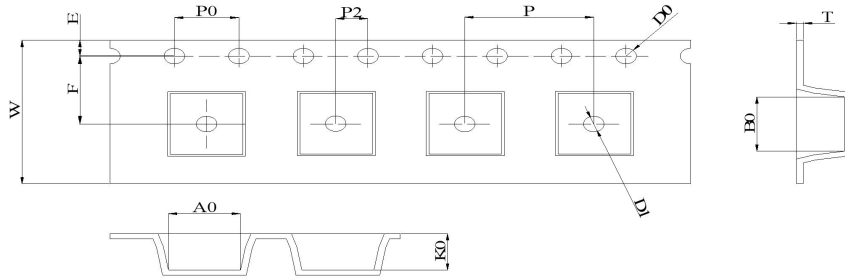
CUSTOMER		MODEL NO.	MSA75-680M	REVISION	A/0
FILE NO.		PART NO.		DATE	2019.4.26
3					
项目Item	规格与需求 Specification and Requirement	测试方法Test Method			
可焊性 Solder ability test	沾锡面积不得小于95%上锡面 Terminals area must have 95% min solder coverage	上锡升温曲线Solder heat proof: (1) 预热: 160±10℃持续90s Preheating: 160±10℃ for 90 seconds (2) 恒温时段: 245±5℃持续2±0.5s Retention time: 245±5℃ for 2±0.5 seconds			
振动测试 Vibration test	感值变化: 不超过±5% 且无破裂等机械损伤产生 Inductance change: Within±5% Without mechanical damage such as break	(1) 振动频率(10Hz 55Hz 10Hz)60s为一个周期 Vibration frequency: (10Hz to 55Hz to 10Hz) in 60 seconds as a period (2) 振动时间 Vibration time: 三维正交坐标系每个方向振动(周期) 循环2小时 Period cycled for 2 hours in each of 3 mutual perpendicular directions (3) 振幅 Amplitude: 1.5 mm Max			
冲击测试 Shock test	感值变化: 不超过±5% 且无破裂等机械损伤产生 Inductance change: Within±5% Without mechanical damage such as break	(1) 最大振幅 Peak value: 100G (2) 脉冲波长 Duration of pulse: 11ms (3) 三维正交坐标系每个方向正负方向冲击3次 Times in each positive and negative direction of 3 mutual perpendicular directions			
冷热冲击 Thermal shock	感值变化: 不超过±5% 且无破裂等机械损伤产生 Inductance change: Within±5% Without mechanical damage such as break	(1)重复以上100个循环Repeat 100 cycle as follow (-55±2℃,30±3分钟) 室温5分钟 (-55±2℃,30±3 minutes) Room temperature,5 minutes (+125±2℃,30±3分钟) 室温5分钟 (+125±2℃,30±3 minutes) Room temperature,5 minutes (2)恢复: 测试于标准条件下恢复48+4/-0小时 (参考注释1) Recovery:48+4/-0 hours of recovery under the standard condition after the test. (see Note1)			
耐高温测试 High temperature life test	感值变化: 不超过±5% 且无破裂等机械损伤产生 Inductance change: Within±5% Without mechanical damage such as break	(1)环境条件: 85±2℃ Environment condition : 85±2℃ 应用电流: 额定电流 Applied current: Rated current (2)持续时间: 1000+4/-0 小时 (参考注释1) Duration:1000+4/-0 hours (see Note1)			
耐湿测试 Humidity Resistance	感值变化: 不超过±5% 且无破裂等机械损伤产生 Inductance change: Within±5% Without mechanical damage such as break	(1)环境条件: 60±2℃ Environment condition : 60±2℃ 湿度: 90~95% Humidity:90~95% 应用电流: 额定电流 Applied current: Rated current (2)持续时间: 1000+4/-0 小时 (参考注释1) Duration:1000+4/-0 hours (see Note1)			
低温存放测试 Low temperature life test	感值变化: 不超过±5% 且无破裂等机械损伤产生 Inductance change: Within±5% Without mechanical damage such as break	(1)存储温度 Store temperature -55±2℃下存放 1000+4/-0 小时 -55±2℃for total 1000+4/-0 hours			
高温存放测试 High temperature life test	感值变化: 不超过±5% 且无破裂等机械损伤产生 Inductance change: Within±5% Without mechanical damage such as break	(1)存储温度 Store temperature +125±2℃下存放 1000+4/-0 小时 +125±2℃for total 1000+4/-0 hours			

CUSTOMER		MODEL NO.	MSA75-680M	REVISION	A/0
FILE NO.		PART NO.		DATE	2019.4.26

12、包装 Packaging

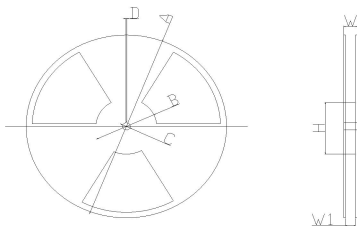
12.1、尺寸 Dimensions

12.1.1 包装料带尺寸 Tape packaging dimensions



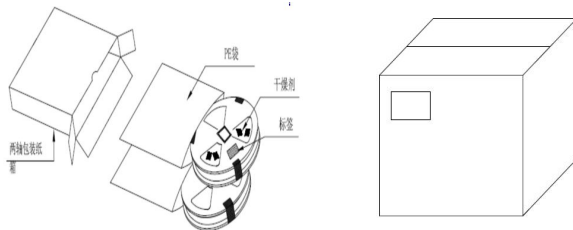
W	A0	B0	K0	P	F	E	D0	P0	T
16.00 ±0.30	7.2 ±0.10	8.2 ±0.10	5.3 ±0.10	12.0 ±0.10	7.5 ±0.1	1.75 ±0.10	1.50 ±0.10	4.0 ±0.10	0.35 ±0.05

12.1.2 卷轴尺寸 Reel dimensions



项目	尺寸(mm)
A	330.0 ± 2.0
B	100.0 ± 1.0
C	13.0 ± 1.0
D	1.9 ± 0.4
W	30.4 Max
W1	24.4 ± 1.0

12.1.3 外箱尺寸 Carton dimensions



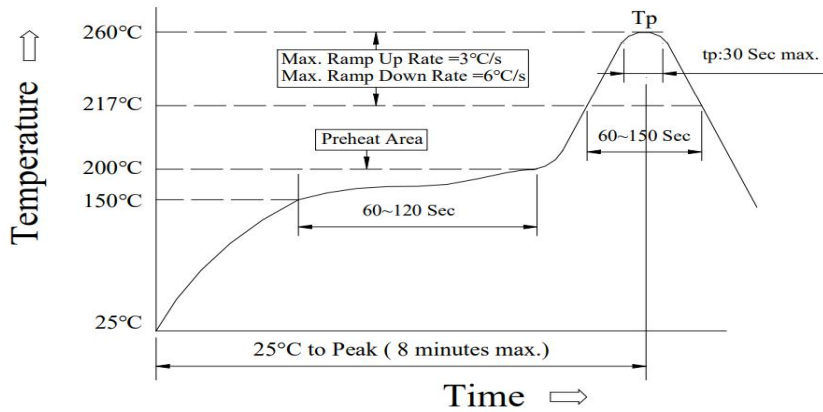
项目	数量 (PCS)
1卷轴	1000
1内箱	3000
1外箱	9000

CUSTOMER		MODEL NO.	MSA75-680M	REVISION	A/0
FILE NO.		PART NO.		DATE	2019.4.26

Reflow curve

※ Reflow Profile

Power Choke Coil Type



1. Reflow Soldering Method

Reflow Soldering	Tp:255~260°C	Max.30 seconds ( tp )
	217°C	60~150 seconds
Pre-Heat	150 ~ 200°C	60~120 seconds
Time 25°C to peak temperature	8 minutes max.	

2. Soldering iron method : 350±5°C Max.3 seconds.