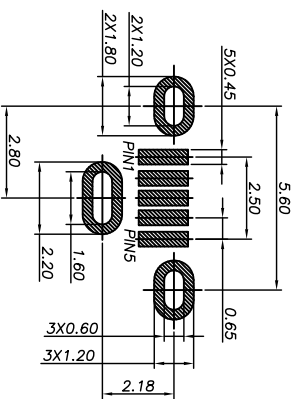
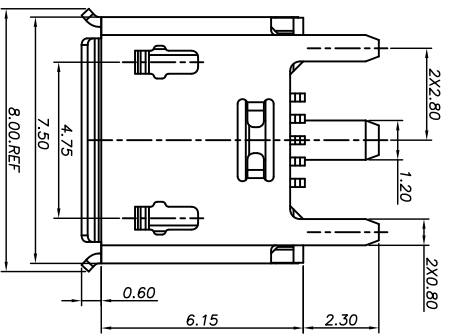
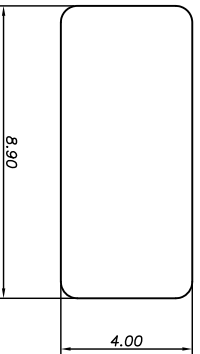
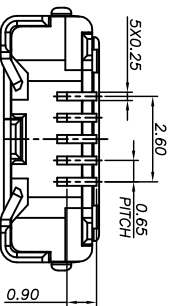
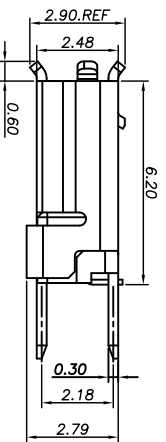
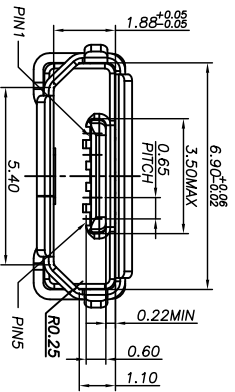


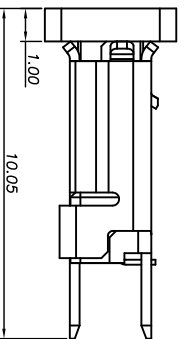
ROHS



RECOMMENDED PCB LAYOUT(TOP VIEW)
GENERAL TOLERANCES:±0.05



CAP DIMENSION SKETCH MAP



NOTE:

- MATERIAL SPECIFICATION:
 - HOUSING: LCP; UL94 V-0 BLACK.
 - CAP: LCP; UL94 V-0 BLACK.
 - CONTACTS: BRASS.
 - FRONT SHELL: STAINLESS STEEL
- PLATING SPECIFICATION:
 - CONTACTS:
 - 50u" MIN. UNDER PLATED OVER ALL.
 - 1u" MIN PLATED ON THE FUNCTIONAL AREA OF CONTACT.
- MECHANICAL PERFORMANCE.
 - INSERTION FORCE: 3.5kgf MAX
 - REMOVAL FORCE: 0.8kgf MIN
 - DURABILITY: 10000 CYCLES.
- ELECTRICAL PERFORMANCE,
 - CURRENT RATING:
 - VBUS & GND PINS: 1.8A MAX.
 - OTHER PINS: 0.5A MAX.
 - INSULATION RESISTANCE: 100MΩ MIN
 - DIELECTRIC WITHSTAND VOLTAGE: AC 100V FOR 1 MINUTE.

5	GND
4	ID
3	D+
2	D-
1	VBUS
	PIN NAME
	PIN ASSIGNMENT

产品图
PRODUCT CHART DWG

深圳市精拓金电子有限公司

公差一览表		公差一览表	
TOLERANCE UNLESS OTHERWISE		公差一览表	
X	±0.35	X	±5°
X	±0.20	X	±2°
XX	±0.10	XX	±1°
XXX	±0.05	XXX	±0.5°

单位	MM	制图	许榕强	制图料号	
UNITS	MM	DRAWING	许榕强	PRODUCT PART NO.	
比例	1:1	审核	郭治富	产品名称	
SCALE	1:1	CHKD	郭治富	PRODUCT NO.	
日期	2016-09-09	核准	黄国荣	角法	
DATE	2016-09-09	APPD	黄国荣	VIEW	
				MICRO USB 5P	
				直立式SWT有翻边外壳3支脚	
				版本	A0
				VER	A0

