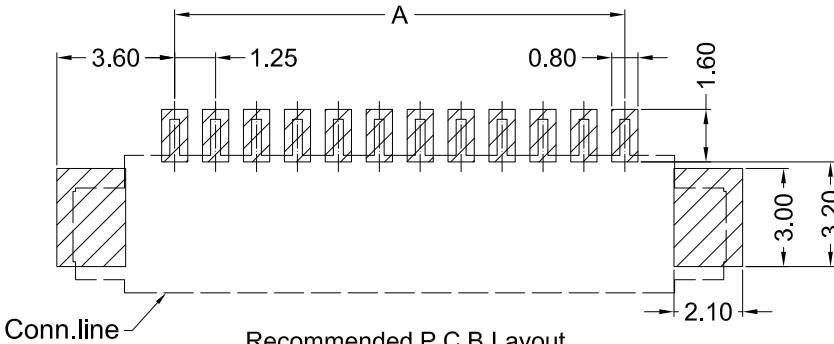
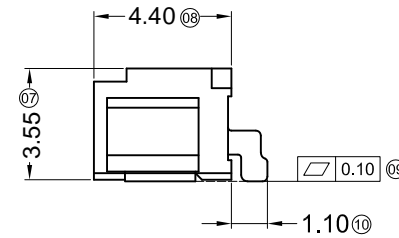
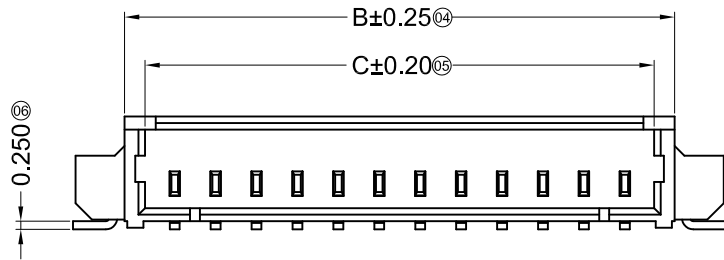


**Specifications :**

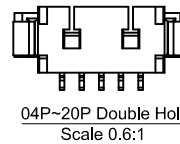
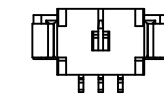
- Voltage rating: 125V AC / DC
- Current rating: 1A AC / DC
- Withstanding voltage: 250V AC/minute
- Temperature range: -25°C~+85°C
- Insulation resistance: ≥100MΩ
- Contact resistance: ≤20mΩ
- After environmental testing: ≤40mΩ

X9821 W R S - XX X - 9T SN XX  
 ① ② ③ ④ ⑤ ⑥ ⑦ ⑧ ⑨

- ① Series No.
- ② Category: W-wafer
- ③ Welding Board Angle: R-Right Angle 90°
- ④ Welding Way: S-SMT
- ⑤ Row No.-Pin No.: XX-02P~20P
- ⑥ Plug the Pin & Special NO.
- ⑦ Material: 9T-PA9T 94V-0
- ⑧ Planting Category: SN-Bright tin plating
- ⑨ Color: Blank-natural color



Recommended P.C.B Layout  
 General Tolerance±0.05



Poles	Dimensions(mm)			Poles	Dimensions(mm)		
	A	B	C		A	B	C
02	1.25	4.25	3.05	12	13.75	16.75	15.55
03	2.50	5.50	4.30	13	15.00	18.00	16.80
04	3.75	6.75	5.55	14	16.25	19.25	18.05
05	5.00	8.00	6.80	15	17.50	20.50	19.30
06	6.25	9.25	8.05	16	18.75	21.75	20.55
07	7.50	10.50	9.30	17	20.00	23.00	21.80
08	8.75	11.75	10.55	18	21.25	24.25	23.05
09	10.00	13.00	11.80	19	22.50	25.50	24.30
10	11.25	14.25	13.05	20	23.75	26.75	25.55
11	12.50	15.50	14.30				

X9821WRS-XX-9TSN	Nylon 9T UL 94V-0	Brass	Tin-Plated	Brass	Tin-Plated	X9821H
PART NO	Material	Material(Pin)	Finish(Pin)	Material (Solder Tabs)	Finish (Solder Tabs)	Suitable XKB Terminal

For and on behalf of  
**XKB INDUSTRIAL PRECISION CO., LIMITED**  
**香港星坤工業精密有限公司**

△ X  
 △ X  
 △ X  
 MARK

REVISIONS	DESCRIPTION	DATE	REVISED	APPROVED

Authorized Signature(s)

DSND	DATE	SCALE: N/A	MODEL TYPE: X9821WRS-XX-9TSN
DWN	DATE	VIEW:	PART NO.:
CHKD	DATE	UNIT: mm	1.25mm Crimp Style Connectors
APPD	DATE	SIZE: A4	DWG NO.:

UNSPECIFIED TOLERANCES	<b>XKB INDUSTRIAL PRECISION CO., LIMITED</b>	WEIGHT 1.0g	SHEET 1/1	REVISION A0
------------------------	--	----------------	--------------	----------------

UNSPECIFIED TOLERANCES