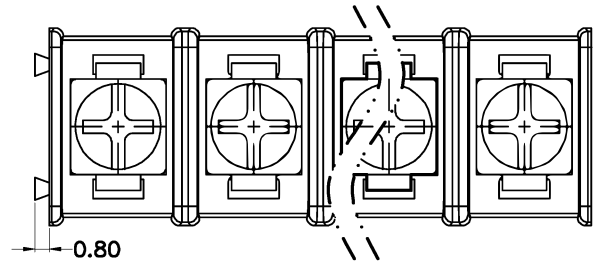


REV.	DESCRIPTION	DATE	DRAWN	APPROVED
A1	DWG.REL	2016/10/7	FANG	YANG

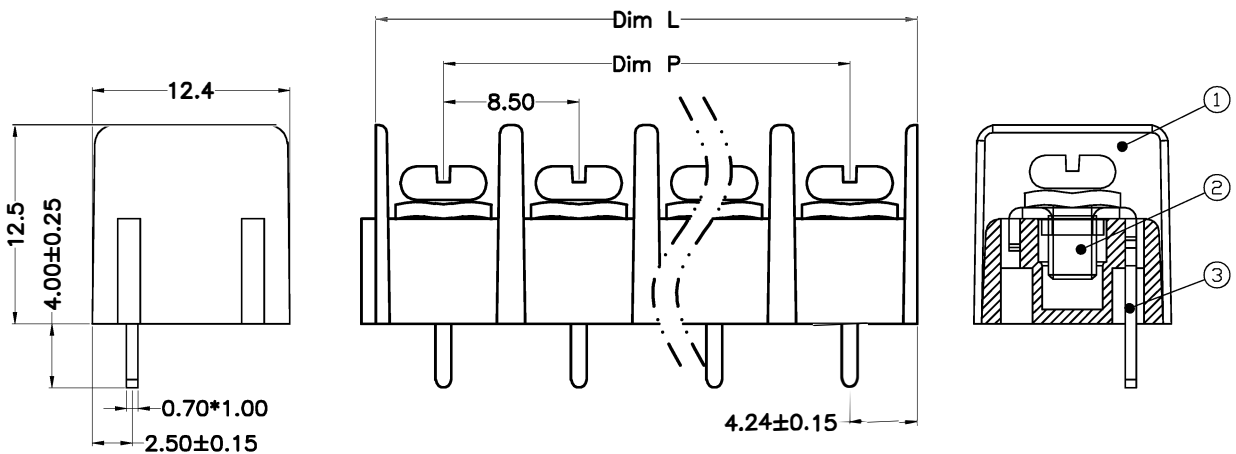


- Material
 - ØHousing : PA66,UL94V-0
 - ØScrews : M3 steel, Ni plated
 - ØTerminal : Brass, Tin plated

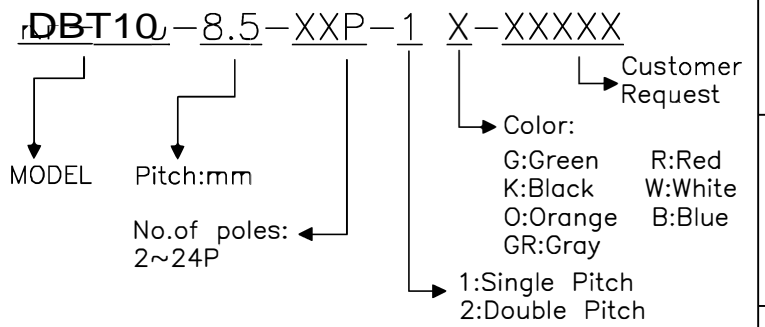
- Electrical

UL	IEC
Rated voltage : 300V	450V
Rated current : 20A	24A
Insulation resistance: 500MΩ/DC500V	
Withstanding Voltage : AC2000V/1min	
Wire range: 22-14AWG 2.5mm ²	

- Mechanical
 - Operating temperature: -40℃~+105℃
 - Soldering temperature: 250℃±5/5sec
 - Torque: 0.5N.m (4.43Lb.in)

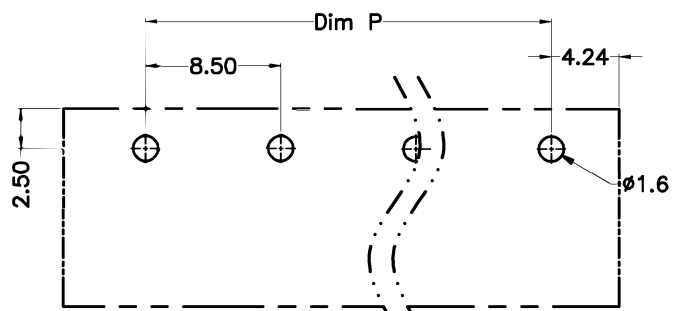


HOW TO ORDER



N=Number of Poles
 Dim P=(N-1)x8.50
 Dim L=Nx8.50

Poles	Dim	Dim P	Dim L
2-6P		±0.10	±0.15
7-12P		±0.20	±0.20
13-18P		±0.25	±0.30
19-24P		±0.30	±0.40



P.C.B.LAYUOT

GENERAL TOLERANCE		ANGLE TOLERANCE	
X.	±0.5	X'	±5°
.X	±0.3	.X'	±3°
.XX	±0.1	.XX'	±1°

DRAWING TYPE	CUSTOMER		
SCALE	1:1	SHEET	1 OF 1
DRAWING NO.	XP0012016-xxxx		

PROJECTION		TITLE	
UNITS	mm		
SHEET SIZE	A4	SERIES	DBT10-8.5-XXP

DORABO® Cixi Dibo Electronics Co.,LTD