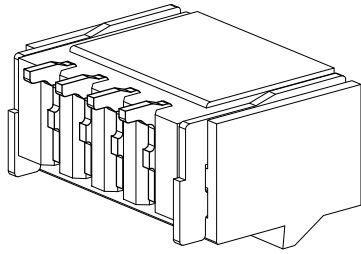
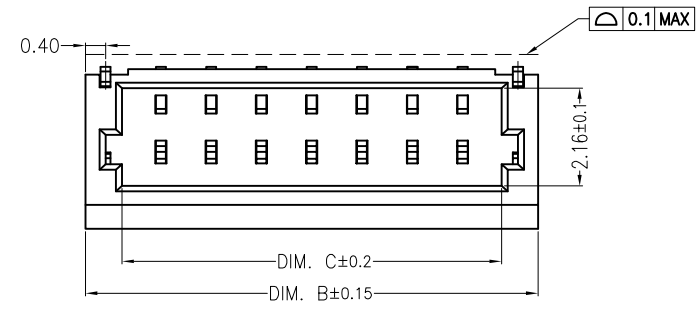
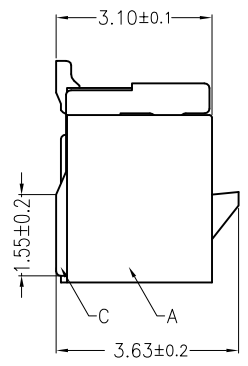
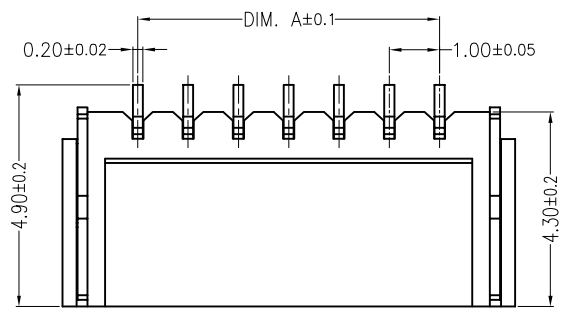


1 2 3 4 5 6 7 8

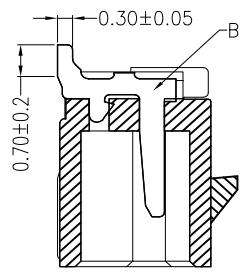
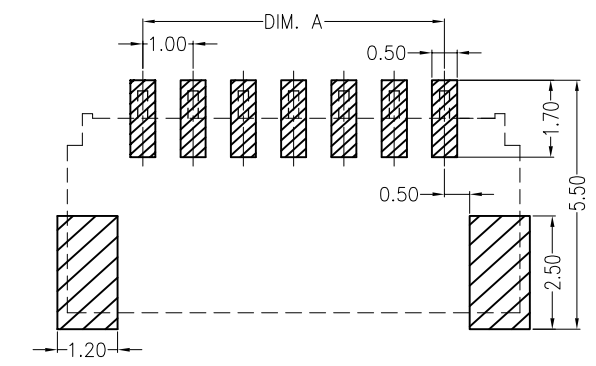


Specifications :

- Voltage rating: 50V AC / DC
- Current rating: 1A AC / DC
- Withstanding voltage: 500V AC/minute
- Temperature range: -25°C~+85°C
- Insulation resistance: ≥100MΩ
- Contact resistance: ≤20mΩ
- After environmental testing: ≤40mΩ

X1002 W R S-XX L-LPXX XX

- ① Series No.
- ② Category: W-wafer
- ③ Welding Board Angle: R-90°
- ④ Welding Way: S-SMT
- ⑤ Row No.-Pin No.: XX-02P~20P
- ⑥ Plug the Pin & Special No.: L-With Lock
- ⑦ Material: 6T-PA6T 94V-0 ; LP-LCP 94V-0; 9T-PA9T 94V-0
- ⑧ Planting Category: SN-Bright Tin plating
- ⑨ Color: Blank-natural color



Poles	Dimensions(mm)			Poles	Dimensions(mm)		
	A	B	C		A	B	C
02	1.00	4.00	2.50	10	9.00	12.00	10.50
03	2.00	5.00	3.50	11	10.00	13.00	11.50
04	3.00	6.00	4.50	12	11.00	14.00	12.50
05	4.00	7.00	5.50	13	12.00	15.00	13.50
06	5.00	8.00	6.50	14	13.00	16.00	14.50
07	6.00	9.00	7.50	15	14.00	17.00	15.50
08	7.00	10.00	8.50	16	15.00	18.00	16.50
09	8.00	11.00	9.50	20	19.00	22.00	20.50

X1002WRS-XXL- HF-LPSN	PA46 UL 94V-0	Brass	Bright tin plating	X 1002H-L
PART NO	Material	Material(Pin And Solder Tabs)	Finish(Pin And Solder Tabs)	Suitable XKB Terminal

Recommend PCB Layout

For and on behalf of
XKB INDUSTRIAL PRECISION CO., LIMITED
 香港星坤工業精密有限公司

DSND	DATE	SCALE: N/A	MODEL TYPE: X1002WRS-XXL- HF-LPSN
DWN	DATE	VIEW:	PART NO.:
CHKD	DATE	UNIT: mm	1.00 mm Crimp Style Connectors
APPD	DATE	SIZE: A4	DWG NO.:
XKB INDUSTRIAL PRECISION CO., LIMITED			WEIGHT 1.0g
			SHEET 1/1
			REVISION A0

△ X				ANGULAR	±5°
△ X				L ≤ 4	±0.2
△ X				4 < L ≤ 16	±0.3
△ X				16 < L ≤ 63	±0.4
MARK	DESCRIPTION	DATE	REVISED	APPROVED	L > 63
REVISIONS					
Authorized Signature(s)				UNSPECIFIED TOLERANCES	

1 2 3 4 5 6 7 8