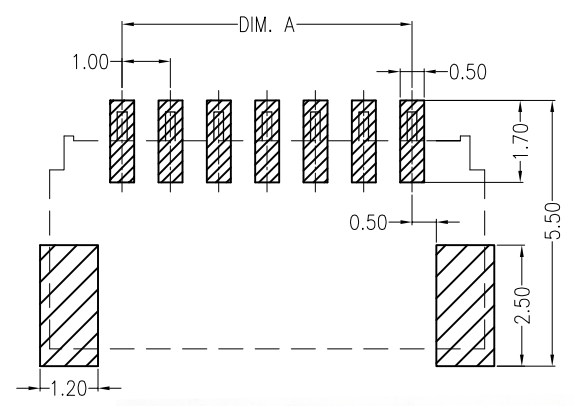
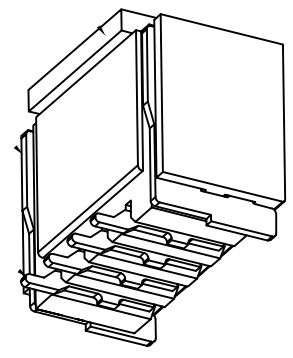
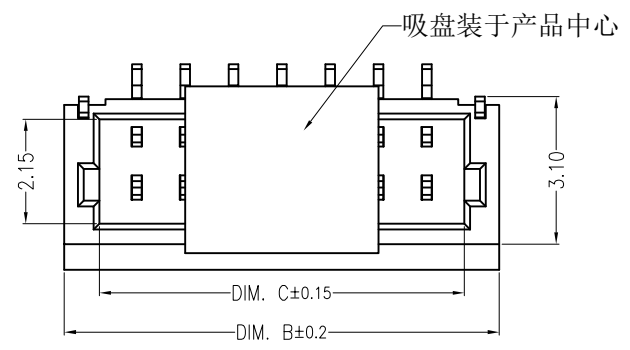


**Specifications :**

- Voltage rating: 50V AC / DC
- Current rating: 1A AC / DC
- Withstanding voltage: 500V AC/minute
- Temperature range: -25°C~+85°C
- Insulation resistance: ≥100MΩ
- Contact resistance: ≤20mΩ
- After environmental testing: ≤40mΩ

X1002 W V S-XX L-LPSN XX

- ① Series No.
- ② Category: W-wafer
- ③ Welding Board Angle: V-180°
- ④ Welding Way: S-SMT
- ⑤ Row No.-Pin No.: XX-Single row
- ⑥ Plug the Pin & Special NO.: L-With Lock
- ⑦ Material: LP-LCP 94V-0
- ⑧ Planting Category: SN-Bright tin plating
- ⑨ Color: Blank-natural color



Poles	Dimensions(mm)			Poles	Dimensions(mm)		
	A	B	C		A	B	C
02	1.00	4.00	2.50	10	9.00	12.00	10.50
03	2.00	5.00	3.50	11	10.00	13.00	11.50
04	3.00	6.00	4.50	12	11.00	14.00	12.50
05	4.00	7.00	5.50	13	12.00	15.00	13.50
06	5.00	8.00	6.50	14	13.00	16.00	14.50
07	6.00	9.00	7.50	15	14.00	17.00	15.50
08	7.00	10.00	8.50	16	15.00	18.00	16.50
09	8.00	11.00	9.50	20	19.00	22.00	20.50

X1002WVS-XXL-HF-LPSN	Nylon 46 UL 94V-0	Brass	Tin-Plated	X1002H-L
PART NO	Material	Material(Pin And Solder Tabs)	Finlsh(Pin And Solder Tabs)	Suitable XKB Terminal

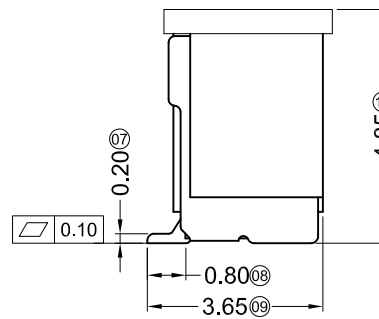
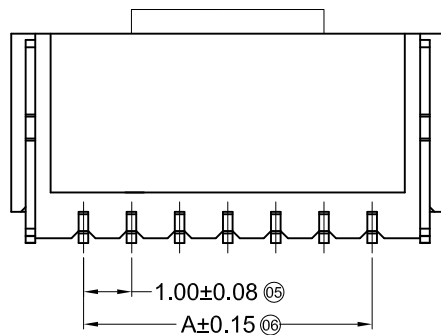
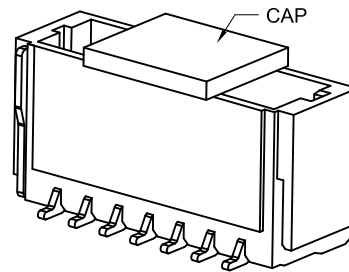
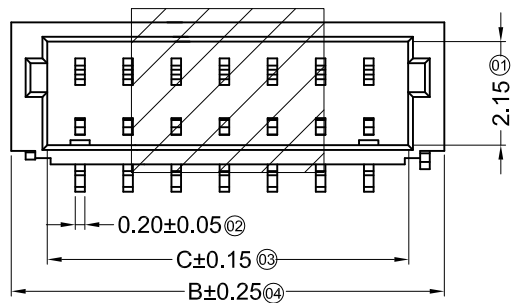
Recommend PCB Layout

For and on behalf of  
**XKB INDUSTRIAL PRECISION CO., LIMITED**  
**香港星坤工業精密有限公司**

△ X					ANGULAR	±5°
△ X					L ≤ 4	±0.2
△ X					4 < L ≤ 16	±0.3
△ X					16 < L ≤ 63	±0.4
MARK	DESCRIPTION	DATE	REVISED	APPROVED	L > 63	±0.5
REVISIONS						UNSPECIFIED TOLERANCES
Authorized Signature(s)						

DSND	DATE	SCALE: N/A	MODEL TYPE: X1002WVS-XXL-HF-LPSN
DWN	DATE	VIEW:	PART NO.:
CHKD	DATE	UNIT: mm	1.00mm Crimp Style Connectors
APPD	DATE	SIZE: A4	DWG NO.:
			WEIGHT
			1.0g
			SHEET
			1/1
			REVISION
			A0

**XKB INDUSTRIAL PRECISION CO., LIMITED**



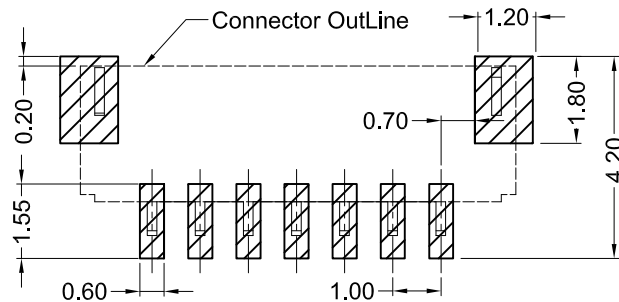
### Specifications :

- Voltage rating: 50V AC / DC
- Current rating: 1A AC / DC
- Withstanding voltage: 500V AC/minute
- Temperature range: -25°C~+85°C
- Insulation resistance: ≥100MΩ
- Contact resistance: ≤20mΩ
- After environmental testing: ≤40mΩ

X1002 W V S-XX E-LP SW XX XX

① ② ③ ④ ⑤ ⑥ ⑦ ⑧ ⑨ ⑩

- ① Series No.
- ② Category: W-wafer
- ③ Welding Board Angle: V-180°
- ④ Welding Way: S-SMT
- ⑤ Row No.-Pin No.: XX-02P~20P
- ⑥ Plug the Pin & Special NO.: E-Ear clip
- ⑦ Material: LP-LCP 94V-0
- ⑧ Planting Category: SW-Matte Tin plating (Tin: 70u Min)
- ⑨ Color: Blank-Natural color
- ⑩ HF-Halogen Free ; Blank-Halogen



Recommended P.C.B Layout  
General Tolerance±0.05

Poles	Dimensions(mm)			Poles	Dimensions(mm)		
	A	B	C		A	B	C
02	1.00	4.00	2.50	11	10.00	13.00	11.50
03	2.00	5.00	3.50	12	11.00	14.00	12.50
04	3.00	6.00	4.50	13	12.00	15.00	13.50
05	4.00	7.00	5.50	14	13.00	16.00	14.50
06	5.00	8.00	6.50	15	14.00	17.00	15.50
07	6.00	9.00	7.50	16	15.00	18.00	16.50
08	7.00	10.00	8.50	18	17.00	20.00	18.50
09	8.00	11.00	9.50	20	19.00	22.00	20.50
10	9.00	12.00	10.50				

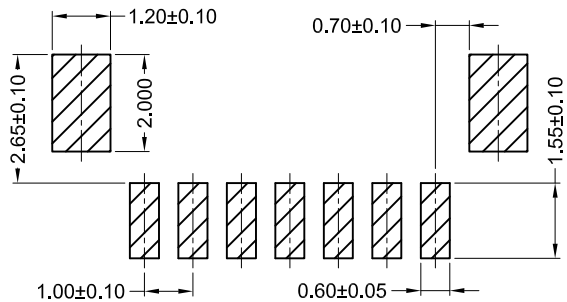
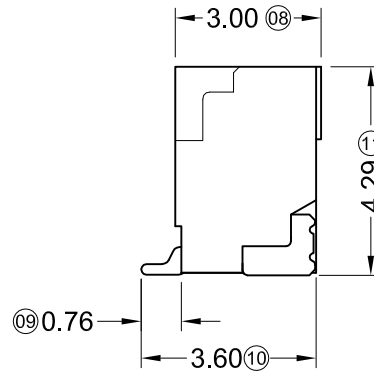
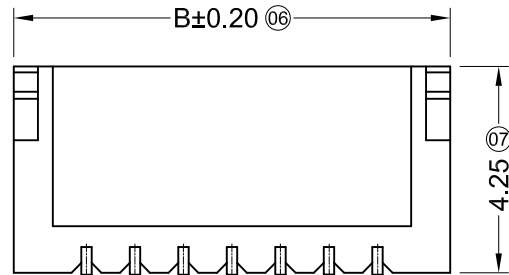
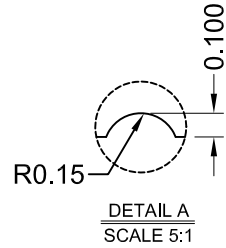
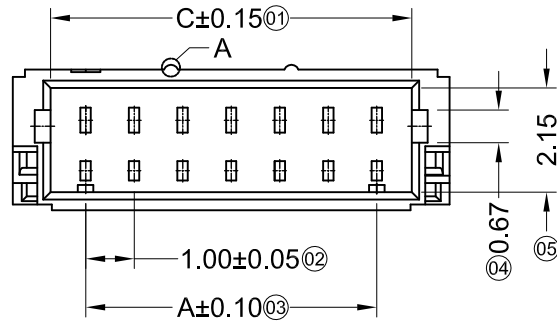
X1002WVS-XXE-LPSWHF	LCP UL 94V-0 Halogen Free	Phosphor Bronze	Tin Plating Fog	X1002H
X1002WVS-XXE-LPSW	LCP UL 94V-0			
PART NO	Material	Material (Pin And Solder Tabs)	Finish (Pin And Solder Tabs)	Suitable XKB Terminal

For and on behalf of  
**XKB INDUSTRIAL PRECISION CO., LIMITED**  
香港星坤工業精密有限公司

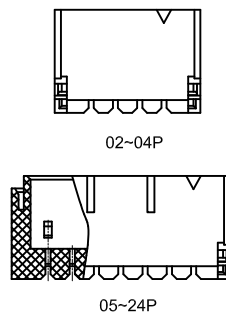
△ X					ANGULAR	±5°
△ X					L ≤ 4	±0.2
△ X					4 < L ≤ 16	±0.3
MARK					16 < L ≤ 63	±0.4
					L > 63	±0.5
REVISIONS					UNSPECIFIED TOLERANCES	

DSND		DATE		SCALE: N/A	MODEL TYPE: X1002WVS-XXE-LPSWXX	
DWN		DATE		VIEW:	PART NO.:	
CHKD		DATE		UNIT: mm	1.00mm Crimp Style Connectors	
APPD		DATE		SIZE: A4	DWG NO.:	
				WEIGHT	SHEET	REVISION
				1.0g	1/1	A0

**XKB INDUSTRIAL PRECISION CO., LIMITED**



Recommad PCB Layout



■ Specifications :

- Voltage rating: 100V AC / DC
- Current rating: 2A AC / DC
- Withstanding voltage: 800V AC/minute
- Temperature range: -25°C~+85°C
- Insulation resistance: ≥1000MΩ
- Contact resistance: ≤20mΩ
- After environmental testing: ≤30mΩ

X1002 W V S-XX X- XX XXX XX  
 ① ② ③ ④ ⑤ ⑥ ⑦ ⑧ ⑨

- ① Series No.
- ② Category: W-wafer
- ③ Welding Board Angle: V- Straight 180°
- ④ Welding Way: S-SMT
- ⑤ Row No.-Pin No.: XX-02P~24P
- ⑥ Plug the Pin & Special No.
- ⑦ Material: 6T-PA6T 94V-0 ; LP-LCP 94V-0 ; 9T-PA9T 94V-0
- ⑧ Planting Category: SN-Bright tin plating
- ⑨ Color: Blank-Natural Color

Poles	Dimensions(mm)			Poles	Dimensions(mm)		
	A	B	C		A	B	C
02	1.00	4.00	2.45	12	11.00	14.00	12.45
03	2.00	5.00	3.45	13	12.00	15.00	13.45
04	3.00	6.00	4.45	14	13.00	16.00	14.45
05	4.00	7.00	5.45	15	14.00	17.00	15.45
06	5.00	8.00	6.45	16	15.00	18.00	16.45
07	6.00	9.00	7.45	17	16.00	19.00	17.45
08	7.00	10.00	8.45	18	17.00	20.00	18.45
09	8.00	11.00	9.45	19	18.00	21.00	19.45
10	9.00	12.00	10.45	20	19.00	22.00	20.45
11	10.00	13.00	11.45	24	23.00	26.00	24.45

X1002WVS-XXHF-LPSN	LCP UL 94V-0 Halogen Free	Phosphor Bronze Or Brass	Tin-Plated	X1002H
X1002WVS-XX-6TSN	Nylon 6T UL 94V-0	Phosphor Bronze Or Brass		
PART NO	Material(Wafer And Cap)	Material(Pin And Solder Tabs)	Finish(Pin And Solder Tabs)	Suitable XKB Terminal

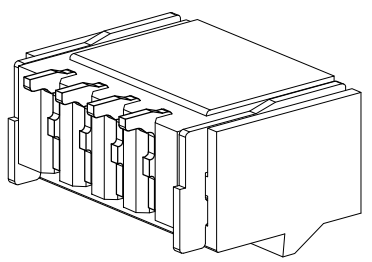
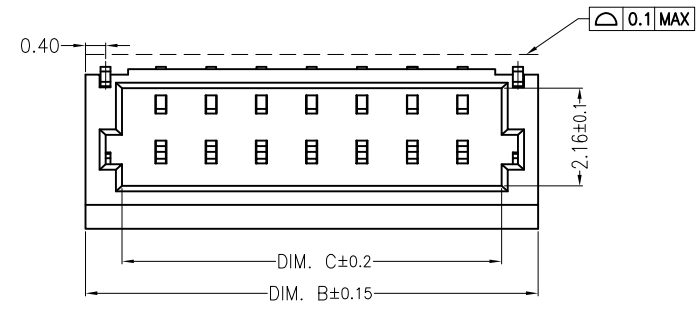
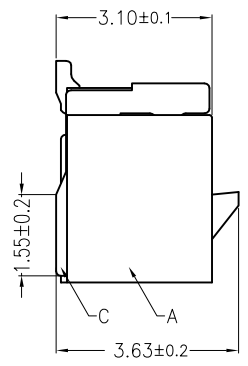
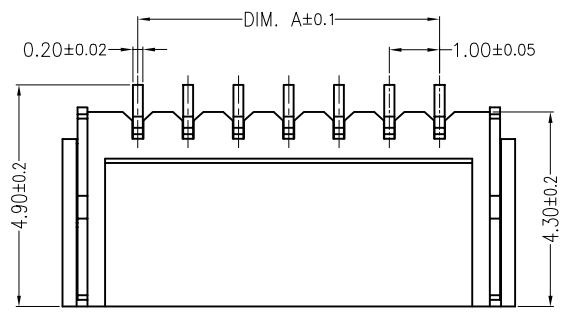
For and on behalf of  
**XKB INDUSTRIAL PRECISION CO., LIMITED**  
**香港星坤工業精密有限公司**

△ X					ANGULAR	± 5°
△ X					L ≤ 4	± 0.2
△ X					4 < L ≤ 16	± 0.3
△ X					16 < L ≤ 63	± 0.4
MARK	DESCRIPTION	DATE	REVISED	APPROVED	L > 63	± 0.5
REVISIONS						UNSPECIFIED TOLERANCES
Authorized Signature(s)						

DSND		DATE		SCALE: N/A	MODEL TYPE: X1002WVS-XX-XXSN	
DWN		DATE		VIEW:	PART NO.:	
CHKD		DATE		UNIT: mm	1.00mm Crimp Style Connectors	
APPD		DATE		SIZE: A4	DWG NO.:	
				WEIGHT	SHEET	REVISION
				1.0g	1/1	A0

**XKB INDUSTRIAL PRECISION CO., LIMITED**

1 2 3 4 5 6 7 8

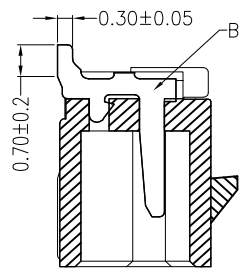
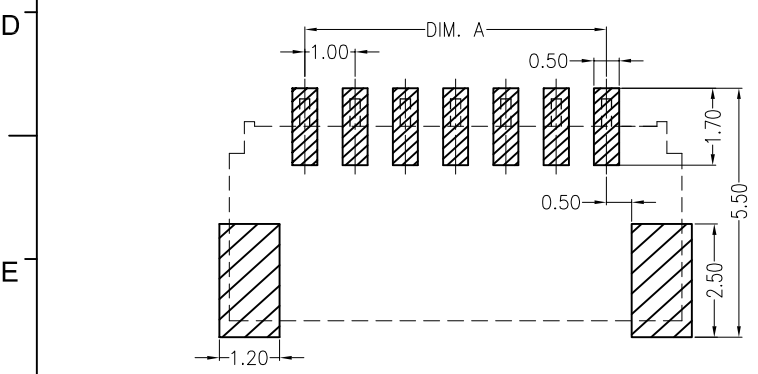


**Specifications :**

- Voltage rating: 50V AC / DC
- Current rating: 1A AC / DC
- Withstanding voltage: 500V AC/minute
- Temperature range: -25°C~+85°C
- Insulation resistance: ≥100MΩ
- Contact resistance: ≤20mΩ
- After environmental testing: ≤40mΩ

X1002 W R S-XX L-LPXX XX

- ① Series No.
- ② Category: W-wafer
- ③ Welding Board Angle: R-90°
- ④ Welding Way: S-SMT
- ⑤ Row No.-Pin No.: XX-02P~20P
- ⑥ Plug the Pin & Special No.: L-With Lock
- ⑦ Material: 6T-PA6T 94V-0 ; LP-LCP 94V-0; 9T-PA9T 94V-0
- ⑧ Planting Category: SN-Bright Tin plating
- ⑨ Color: Blank-natural color



Poles	Dimensions(mm)			Poles	Dimensions(mm)		
	A	B	C		A	B	C
02	1.00	4.00	2.50	10	9.00	12.00	10.50
03	2.00	5.00	3.50	11	10.00	13.00	11.50
04	3.00	6.00	4.50	12	11.00	14.00	12.50
05	4.00	7.00	5.50	13	12.00	15.00	13.50
06	5.00	8.00	6.50	14	13.00	16.00	14.50
07	6.00	9.00	7.50	15	14.00	17.00	15.50
08	7.00	10.00	8.50	16	15.00	18.00	16.50
09	8.00	11.00	9.50	20	19.00	22.00	20.50

Recommend PCB Layout

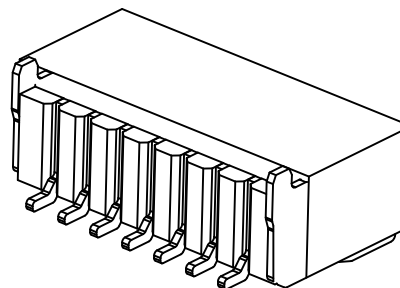
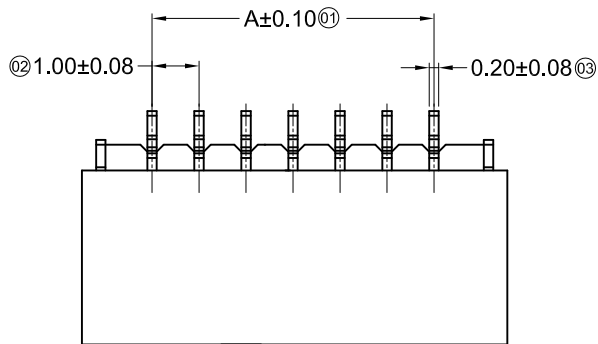
For and on behalf of  
**XKB INDUSTRIAL PRECISION CO., LIMITED**  
 香港星坤工業精密有限公司

X1002WRS-XXL- HF-LPSN	PA46 UL 94V-0	Brass	Bright tin plating	X 1002H-L
PART NO	Material	Material(Pin And Solder Tabs)	Finish(Pin And Solder Tabs)	Suitable XKB Terminal

DSND	DATE	SCALE: N/A	MODEL TYPE: X1002WRS-XXL- HF-LPSN
DWN	DATE	VIEW:	PART NO.:
CHKD	DATE	UNIT: mm	1.00 mm Crimp Style Connectors
APPD	DATE	SIZE: A4	DWG NO.:
UNSPECIFIED TOLERANCES			WEIGHT
XKB INDUSTRIAL PRECISION CO., LIMITED			SHEET
			REVISION
			1.0g
			1/1
			A0

△ X				ANGULAR	±5°
△ X				L ≤ 4	±0.2
△ X				4 < L ≤ 16	±0.3
△ X				16 < L ≤ 63	±0.4
MARK	DESCRIPTION	DATE	REVISED	APPROVED	L > 63
REVISIONS					
Authorized Signature(s)					

1 2 3 4 5 6 7 8



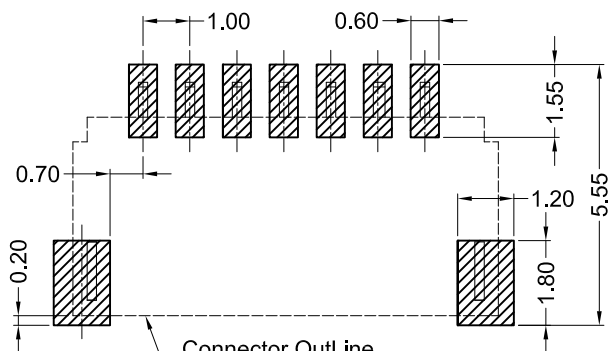
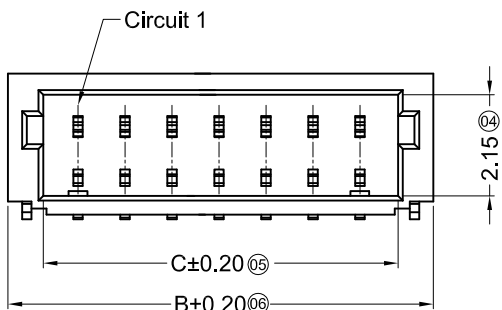
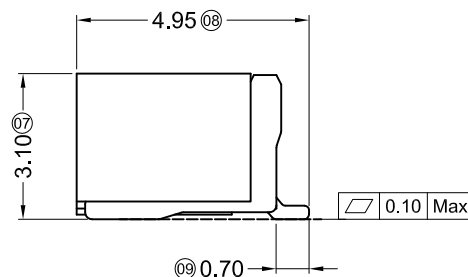
### Specifications :

- Voltage rating: 50V AC / DC
- Current rating: 1A AC / DC
- Withstanding voltage: 500V AC/minute
- Temperature range: -25°C~+85°C
- Insulation resistance: ≥100MΩ
- Contact resistance: ≤20mΩ
- After environmental testing: ≤40mΩ

X1002 W R S-XX E-LP XX XX

① ② ③ ④ ⑤ ⑥ ⑦ ⑧ ⑨

- ① Series No.
- ② Category: W-wafer
- ③ Welding Board Angle: R-90°
- ④ Welding Way: S-SMT
- ⑤ Row No.-Pin No.: XX-02P~20P
- ⑥ Plug the Pin & Special No.: E-Ear clip
- ⑦ Material: LP-LCP 94V-0
- ⑧ Planting Category:  
V\*\* : All Gold-Plated \*01-Gold Flash  
SW-Fog Tin plating
- ⑨ Color: Blank-natural color



Connector OutLine  
Recommended P.C.B Layout  
General Tolerance±0.05

Poles	Dimensions(mm)			Poles	Dimensions(mm)		
	A	B	C		A	B	C
02	1.00	4.00	2.50	10	9.00	12.00	10.50
03	2.00	5.00	3.50	11	10.00	13.00	11.50
04	3.00	6.00	4.50	12	11.00	14.00	12.50
05	4.00	7.00	5.50	13	12.00	15.00	13.50
06	5.00	8.00	6.50	14	13.00	16.00	14.50
07	6.00	9.00	7.50	15	14.00	17.00	15.50
08	7.00	10.00	8.50	16	15.00	18.00	16.50
09	8.00	11.00	9.50	20	19.00	22.00	20.50

PART NO	Material	Material		Finish (Pin And Solder Tabs)	Suitable XKB Terminal
		(Pin)	(Solder Tabs)		
X1002WRS-XXE-LPV01	LCP UL 94V-0	Phosphor Bronze	Brass	Gold Flash	X1002H
X1002WRS-XXE-LPSW	LCP UL 94V-0			Matte Tin Plating	

For and on behalf of  
**XKB INDUSTRIAL PRECISION CO., LIMITED**  
香港星坤工業精密有限公司

△ X  
△ X  
△ X  
MARK

DESCRIPTION

DATE

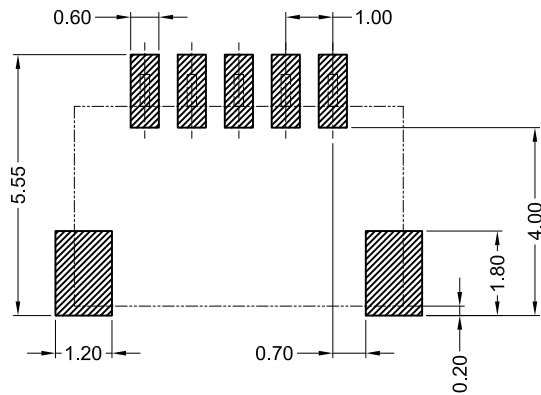
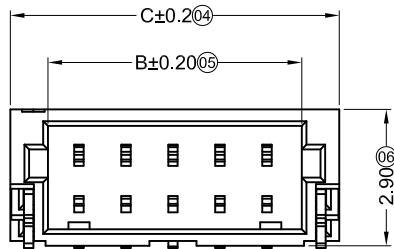
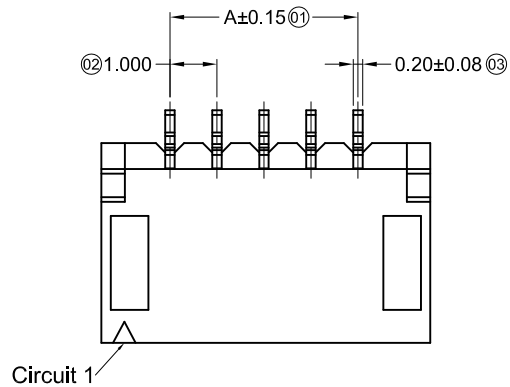
REVISED

APPROVED

UNSPECIFIED TOLERANCES

DSND	DATE	SCALE: N/A	MODEL TYPE: X1002WRS-XXE-LPXX
DWN	DATE	VIEW:	PART NO.:
CHKD	DATE	UNIT: mm	1.00 mm Crimp Style Connectors
APPD	DATE	SIZE: A4	DWG NO.:
XKB INDUSTRIAL PRECISION CO., LIMITED		WEIGHT	SHEET
		1.0g	1/1
		REVISION	A0

Authorized Signature(s)



Recommended P.C.B Layout  
General Tolerance±0.05

### Specifications :

- Voltage rating: 50V AC / DC
- Current rating: 1A AC / DC
- Withstanding voltage: 500V AC/minute
- Temperature range: -25°C~+85°C
- Insulation resistance: ≥100MΩ
- Contact resistance: ≤20mΩ
- After environmental testing: ≤40mΩ

### X1002 W R S-XX X-LP SN XX

① ② ③ ④ ⑤ ⑥ ⑦ ⑧ ⑨

- ① Series No.
- ② Category: W-wafer
- ③ Welding Board Angle: R- Right Angle 90°
- ④ Welding Way: S-SMT
- ⑤ Row No.-Pin No.: XX-02P~22P
- ⑥ Plug the Pin & Special No.:
- ⑦ Material: LCP-LCP 94V-0
- ⑧ Planting Category: SN-Bright tin plating
- ⑨ Color: Blank-Natural Color

Poles	Dimensions(mm)			Poles	Dimensions(mm)		
	A	B	C		A	B	C
02	1.00	2.40	4.00	12	11.00	12.40	14.00
03	2.00	3.40	5.00	13	12.00	13.40	15.00
04	3.00	4.40	6.00	14	13.00	14.40	16.00
05	4.00	5.40	7.00	15	14.00	15.40	17.00
06	5.00	6.40	8.00	16	15.00	16.40	18.00
07	6.00	7.40	9.00	17	16.00	17.40	19.00
08	7.00	8.40	10.00	18	17.00	18.40	20.00
09	8.00	9.40	11.00	19	18.00	19.40	21.00
10	9.00	10.40	12.00	20	19.00	20.40	22.00
11	10.00	11.40	13.00	22	21.00	22.40	24.00

X1002WRS-XX-LPSN	LCP UL 94V-0	Phosphor Bronze	Tin-Plated	X-1002H
PART NO	Material	Material(Pin And Solder Tabs)	Finish(Pin And Solder Tabs)	Suitable XKB Terminal

For and on behalf of  
**XKB INDUSTRIAL PRECISION CO., LIMITED**  
**香港星坤工業精密有限公司**

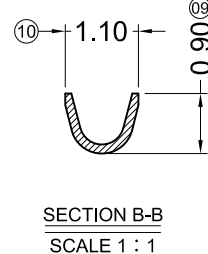
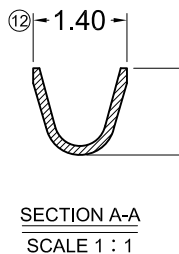
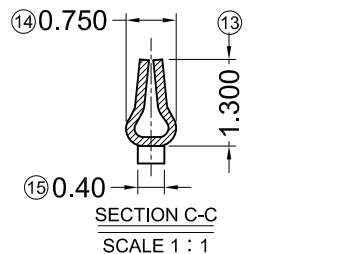
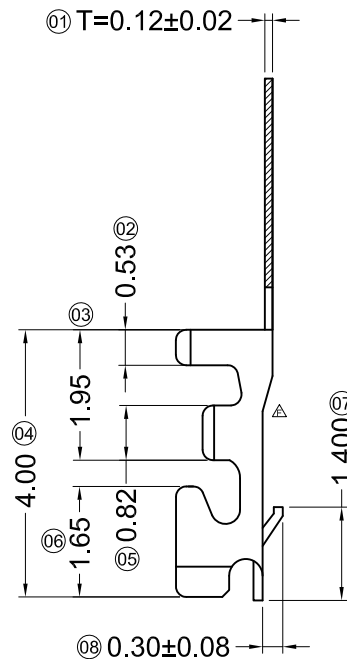
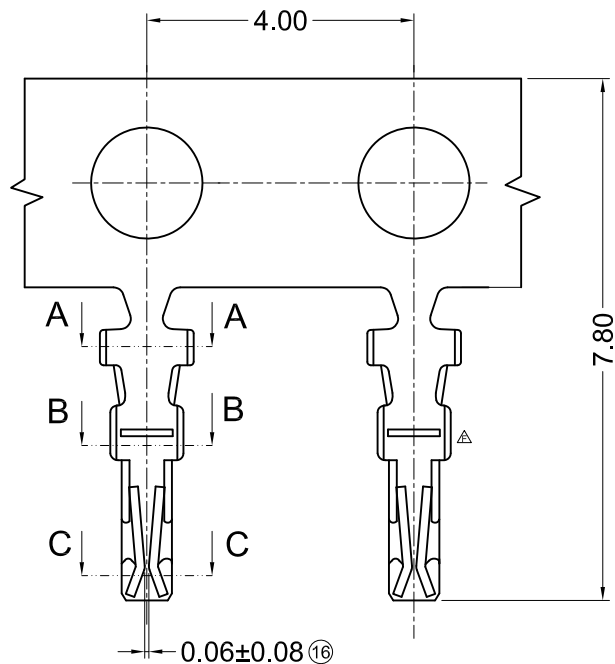
△ X  
△ X  
△ X  
MARK

DESCRIPTION DATE REVISED APPROVED

REVISIONS  
*Authorized Signature(s)*

UNSPECIFIED TOLERANCES

DSND	DATE	SCALE: N/A	MODEL TYPE: X1002WRS-XX-LPSN
DWN	DATE	VIEW:	PART NO.:
CHKD	DATE	UNIT: mm	1.00 mm Crimp Style Connectors
APPD	DATE	SIZE: A4	DWG NO.:
XKB INDUSTRIAL PRECISION CO., LIMITED			WEIGHT 1.0g
			SHEET 1/1
			REVISION A0



### Specifications :

- Voltage rating: 50V AC / DC
- Current rating: 1A AC / DC
- Withstanding voltage: 500V AC/minute
- Temperature range: -25°C~+85°C
- Insulation resistance: ≥100MΩ
- Contact resistance: ≤20mΩ
- After environmental testing: ≤40mΩ

X1002 T X-P XX X-X

- ① Series Number
- ② Category: T-terminal
- ③ Shape: Blank-ordinary
- ④ Material: P-Phosphor bronze
- ⑤ Plating style:  
V\*\*-All Gold-Plated ; \*01-Gold Flash ; \*03-3u"  
SN-Bright tin plating 70-120u"  
SN2-Bright tin plating 120u"Min. Ni : 50u" Min.
- ⑥ Plating method:  
Blank-Stamping before plating  
B-Plating before stamping
- ⑦ Mold No./Mark/Special No.

X1002T-PV03				Stamping Before Plating:30-50u" Ni;Whole Gold :3u" Min.	X1002H
X1002T-PV01	Phosphor Bronze	AWG#28-32	0.80mm(Max)	Stamping Before Plating:30-50u" Ni;Whole Gold ;Gold Flash	
X1002T-PSN2				Stamping Before Plating:50u" Min Ni;120u"Sn Min	
X1002T-PSN				Stamping Before Plating:30-50u" Ni;70-120u"Sn	
PART NO	Material	Wire Range	Insulation O.D.	Finish	Suitable XKB Terminal

For and on behalf of  
**XKB INDUSTRIAL PRECISION CO., LIMITED**  
 香港星坤工業精密有限公司

△ X					ANGULAR	± 5°
△ X					L ≤ 4	± 0.2
△ X					4 < L ≤ 16	± 0.3
△ X					16 < L ≤ 63	± 0.4
MARK					L > 63	± 0.5
REVISIONS				UNSPECIFIED TOLERANCES		

DSND		DATE		SCALE: N/A	MODEL TYPE: X1002T-PXX	
DWN		DATE		VIEW:	PART NO.:	
CHKD		DATE		UNIT: mm	1.00 mm CrImp Style Connectors	
APPD		DATE		SIZE: A4	DWG NO.:	
				WEIGHT	SHEET	REVISION
				1.0g	1/1	A0

**XKB INDUSTRIAL PRECISION CO., LIMITED**

■ Specifications :

- Voltage rating: 50V AC / DC
- Current rating: 1A AC / DC
- Withstanding voltage: 500V AC/minute
- Temperature range: -25°C~+85°C
- Insulation resistance: ≥100MΩ
- Contact resistance: ≤20mΩ
- After environmental testing: ≤40mΩ

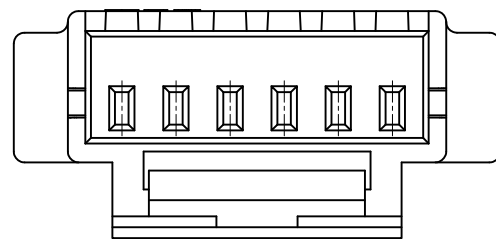
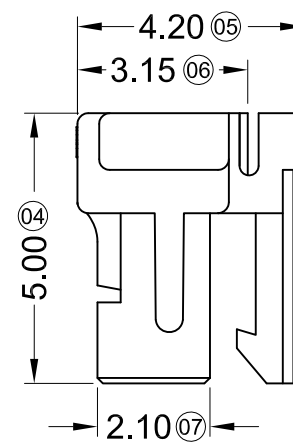
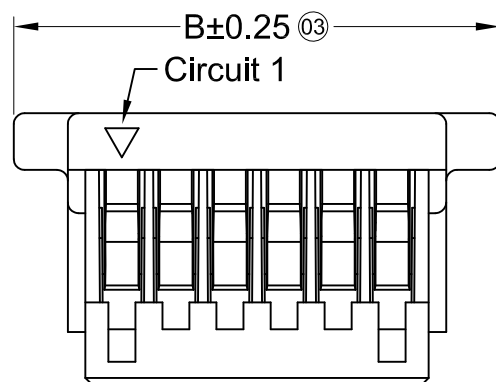
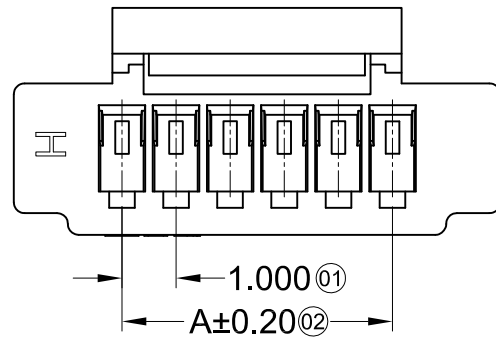
X1002 H X-XX L-N0 XX

① ② ③ ④ ⑤ ⑥ ⑦

- ① Series No.
- ② Category: H-HSG
- ③ Welding Board Angle: Blank-ordinary
- ④ Row No.-Pin No.: XX-02P~12P
- ⑤ Plug the Pin & special No.: L-With Lock
- ⑥ Material: N0-PA66 94V-0
- ⑦ Color: Blank-Natural color ; BK-Black

Poles	Dimensions(mm)		Poles	Dimensions(mm)	
	A	B		A	B
02	1.00	5.00	12	11.00	15.00
03	2.00	6.00	13	12.00	16.00
04	3.00	7.00	14	13.00	17.00
05	4.00	8.00	15	14.00	18.00
06	5.00	9.00	16	15.00	19.00
07	6.00	10.00	17	16.00	20.00
08	7.00	11.00	18	17.00	21.00
09	8.00	12.00	19	18.00	22.00
10	9.00	13.00	20	19.00	23.00
11	10.00	14.00			

X1002H-XXL-N0XX	PA66 UL 94V-0	X1002T	X1002W-L
PART NO	Material	Suitable XKB Terminal	Suitable XKB Terminal



For and on behalf of  
**XKB INDUSTRIAL PRECISION CO., LIMITED**  
 香港星坤工業精密有限公司

△ X					ANGULAR	±5°
△ X					L ≤ 4	±0.2
△ X					4 < L ≤ 16	±0.3
MARK	DESCRIPTION	DATE	REVISED	APPROVED	16 < L ≤ 63	±0.4
					L > 63	±0.5
REVISIONS					UNSPECIFIED TOLERANCES	

DSND	DATE	SCALE: N/A	MODEL TYPE: X1002H-XXL-N0XX
DWN	DATE	VIEW:	PART NO.:
CHKD	DATE	UNIT: mm	1.00 mm Crimp Style Connectors
APPD	DATE	SIZE: A4	DWG NO.:
XKB INDUSTRIAL PRECISION CO., LIMITED			WEIGHT 1.0g
			SHEET 1/1
			REVISION A0



**Specifications :**

- Voltage rating: 50V AC / DC
- Current rating: 1A AC / DC
- Withstanding voltage: 500V AC/minute
- Temperature range: -25°C~+85°C
- Insulation resistance: ≥100MΩ
- Contact resistance: ≤20mΩ
- After environmental testing: ≤40mΩ

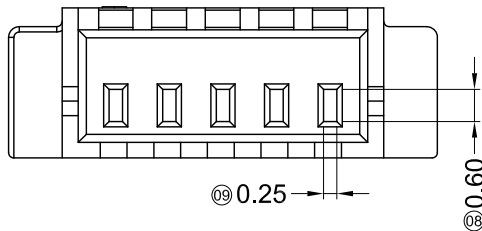
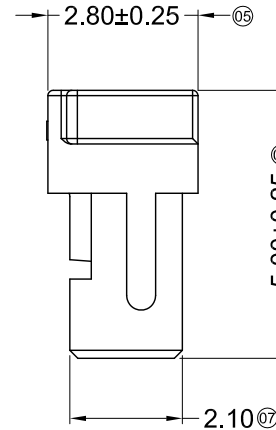
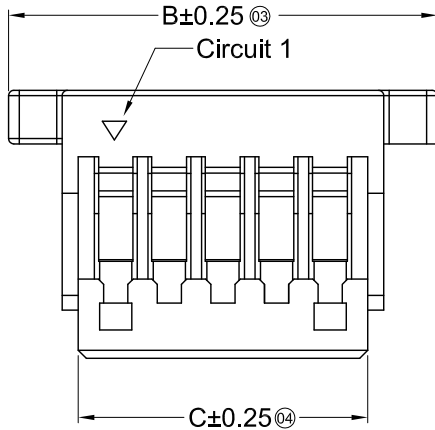
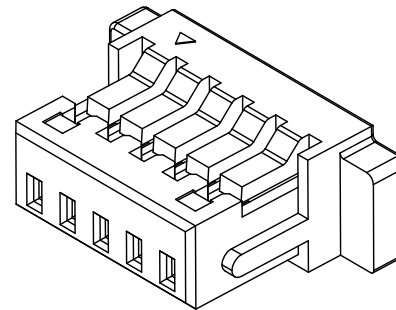
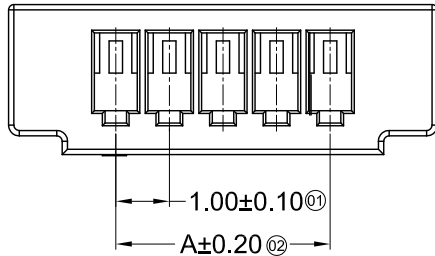
X1002 H X-XX E-XX XX XX

① ② ③ ④ ⑤ ⑥ ⑦ ⑧

- ① Series No.
- ② Category: H-HSG
- ③ Welding Board Angle: Blank-ordinary
- ④ Row No.-Pin No.: XX-02P~24P
- ⑤ Plug the Pin & special No.: E-Have ears
- ⑥ Material: PT-PBT ; N0-PA66 94V-0  
PGN0-P-640PG3G-NC(15%GF)
- ⑦ Color: Blank-natural color
- ⑧ HF- Halogen Free ; Blank- Halogen

Poles	Dimensions(mm)			Poles	Dimensions(mm)		
	A	B	C		A	B	C
02	1.00	5.00	2.40	13	12.00	16.00	13.40
03	2.00	6.00	3.40	14	13.00	17.00	14.40
04	3.00	7.00	4.40	15	14.00	18.00	15.40
05	4.00	8.00	5.40	16	15.00	19.00	16.40
06	5.00	9.00	6.40	17	16.00	20.00	17.40
07	6.00	10.00	7.40	18	17.00	21.00	18.40
08	7.00	11.00	8.40	19	18.00	22.00	19.40
09	8.00	12.00	9.40	20	19.00	23.00	20.40
10	9.00	13.00	10.40	22	21.00	25.00	22.40
11	10.00	14.00	11.40	24	23.00	27.00	24.40
12	11.00	15.00	12.40				

X1002H-XXE-PGN0HF	PA66 UL 94V-0 Halogen Free P-640PG3G-NC(15%GF)	X1002T	X1002W
X1002H-XXE-N0HF	PA66 UL 94V-0 Halogen Free		
X1002H-XXE-N0	PA66 UL 94V-0		
X1002H-XXE-PT	PBT UL 94V-0		
PART NO	Material	Suitable XKB Terminal	Suitable XKB Terminal

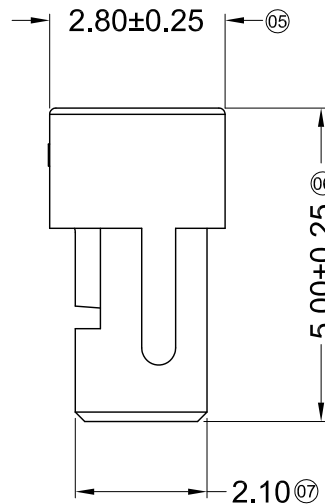
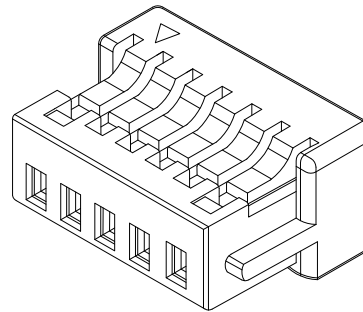
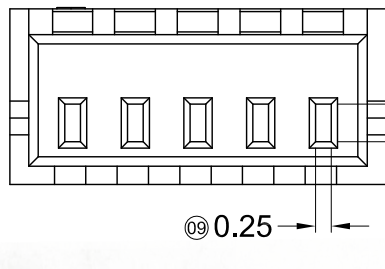
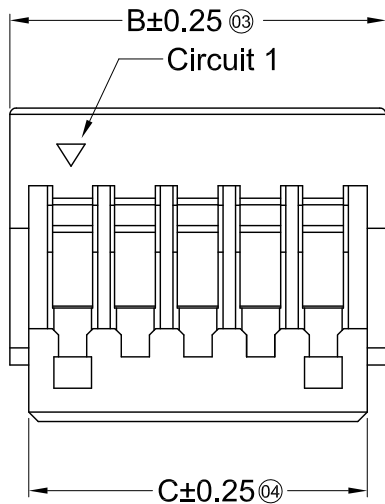
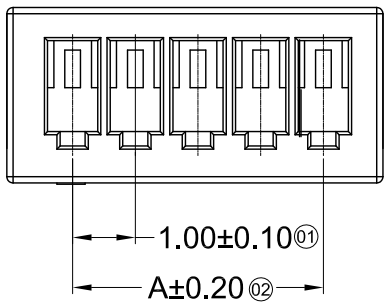


For and on behalf of  
**XKB INDUSTRIAL PRECISION CO., LIMITED**  
香港星坤工業精密有限公司

△ X					ANGULAR	±5°
△ X					L ≤ 4	±0.2
△ X					4 < L ≤ 16	±0.3
MARK					16 < L ≤ 63	±0.4
					L > 63	±0.5
REVISIONS					UNSPECIFIED TOLERANCES	

DSND		DATE		SCALE: N/A	MODEL TYPE: X1002H-XXE-XXHF	
DWN		DATE		VIEW:	PART NO.:	
CHKD		DATE		UNIT: mm	1.00 mm Crimp Style Commctctors	
APPD		DATE		SIZE: A4	DWG NO.:	
				WEIGHT	SHEET	REVISION
				1.0g	1/1	A0

**XKB INDUSTRIAL PRECISION CO., LIMITED**



■ Specifications :

- Voltage rating: 50V AC / DC
- Current rating: 1A AC / DC
- Withstanding voltage: 500V AC/minute
- Temperature range: -25°C~+85°C
- Insulation resistance: ≥100MΩ
- Contact resistance: ≤20mΩ
- After environmental testing: ≤40mΩ

X1002 H X-XX X-XX XX XX

① ② ③ ④ ⑤ ⑥ ⑦ ⑧

- ① Series No.
- ② Category: H-HSG
- ③ Welding Board Angle: Blank-ordinary
- ④ Row No.-Pin No.: XX-02P~24P
- ⑤ Plug the Pin & special No.
- ⑥ Material: PT-PBT N0-PA66 94V-0
- ⑦ Color: Blank-natural color
- ⑧ HF-Halogen Free ; Blank- Halogen

Poles	Dimensions(mm)			Poles	Dimensions(mm)		
	A	B	C		A	B	C
02	1.00	3.00	2.40	13	12.00	14.00	13.40
03	2.00	4.00	3.40	14	13.00	15.00	14.40
04	3.00	5.00	4.40	15	14.00	16.00	15.40
05	4.00	6.00	5.40	16	15.00	17.00	16.40
06	5.00	7.00	6.40	17	16.00	18.00	17.40
07	6.00	8.00	7.40	18	17.00	19.00	18.40
08	7.00	9.00	8.40	19	18.00	20.00	19.40
09	8.00	10.00	9.40	20	19.00	21.00	20.40
10	9.00	11.00	10.40	22	21.00	23.00	22.40
11	10.00	12.00	11.40	24	23.00	25.00	24.40
12	11.00	13.00	12.40				

X1002H-XX-N0HF	PA66 UL 94V-0 Halogen Free	X1002T	X1002W
X1002H-XX-N0	PA66 UL 94V-0		
X1002H-XX-PT	PBT UL 94V-0		
PART NO	Material	Suitable XKB Terminal	Suitable XKB Terminal

For and on behalf of  
**XKB INDUSTRIAL PRECISION CO., LIMITED**  
**香港星坤工業精密有限公司**

△ X
△ X
△ X
MARK

REVISIONS	DESCRIPTION	DATE	REVISED	APPROVED	UNSPECIFIED TOLERANCES

DSND		DATE		SCALE: N/A	MODEL TYPE: X1002H-XX-XXHF
DWN		DATE		VIEW:	PART NO.:
CHKD		DATE		UNIT: mm	1.00 mm Crimp Style Connectors
APPD		DATE		SIZE: A4	DWG NO.:

<b>XKB INDUSTRIAL PRECISION CO., LIMITED</b>			WEIGHT	SHEET	REVISION
			1.0g	1/1	A0