

承 認 書

SPECIFICATION FOR APPROVAL

*客戶名稱 Customer name	: 立創
*產品名稱 Product Description	: 微动开关
*產品型號 Product part number	: RTM2-0C4S05A200
*客戶料號 Customer's material number	:
*數量 Quantity	: 0 PCS
*日期 Date	: 2019-6-26

供應商負責人簽名		客戶負責人確認簽回	
製作人	莫麗琴	承認人	
審核	李跃鑫	審核	
批准	王瑞宝	批准	

皓宇(香港)有限公司
HAOYU (HONG KONG) LIMITED
六均电子五金有限公司
LEGION ELECTRONIC&HARDWARE CO., LTD
富力隆电子(深圳)有限公司
ROCKTEK ELECTRONICS (SHENZHEN) CO. LTD
東莞市石碣鎮四村第一工業區
Sicun 1st Industrial park, Sicun,
Shijie Town, Dongguan

電話 : (86) 769-82310511-2
Tel No

傳真 : (86) 769-82310510
Fax No

郵箱 : haoyu888@21cn.com
E - mail

核 准 :
Approved

1.Scope

This specification covers the requirements for RT-M2 micro switch.

2.Outline and dimensions

Outline and dimensions of the switch is shown on the following drawing.

3.Rating

5A 125/250VAC

4.Approval

UL,CUL,VDE,CQC.

5.Standard

UL1054,IEC60158,GB10592

6.Operation temperature range

This micro switch should be used T85.

Ambient Humidity: at 40°C,Max.85%R.H

7.Circuit arrangement:

Single pole single throw.(SPST)

8.Life

The mechanical life should be 1,000,000 cycles Min.

The electrical life should be 10,000 cycles Min 5A 125/250VAC.

9.Operating force range

The operating force(OF) rang:200g±30gf

10.Operating characteristics

Free Position(FP): 9.0max

Operating position(OP): 8.3±0.4mm

Movement Differential(MD): Max.0.4mm

Pre Travel(PT): Max.1.1mm

Specification Of RT-M2 Micro Switch

11.Electrical

11.1. Contact resistance

Contact resistance should not exceed 50mΩ.

11.2. Dielectric strength

The switch should withstand a potential of direct current 1500V/minute.

11.3. Insulation resistance

Insulation resistance between pins should not be less than 100MΩ.



It is measured with 500V DC.

12.Soldering

The terminals shall be well soldered of dipped place of immersed place in the solder. Dipped in molten solder of 260° ± 5°C and the dwell time in solder is 3~5 seconds and more than 75% of the dipped part shall be covered by solder.

13.Packing

100PCS/Plate. 5000PCS/CTN.

APPROVED	CHECK	DESCRIPTION
		Yale

ZEICHENGENEHMIGUNG MARKS APPROVAL

Rock Tek Electronics
(Shenzhen) Co., Ltd.
No. 98 Guanguang Road
Guanlan Town
518110 BAOAN DISTRICT, SHENZHEN CITY
CHINA

ist berechtigt, für ihr Produkt /
is authorized to use for their product

Geräteschalter
Switch for appliances
RT-M2

die hier abgebildeten markenrechtlich geschützten Zeichen
für die ab Blatt 2 aufgeführten Typen zu benutzen /
the legally protected Marks as shown below for the types referred to on page 2 ff.



Geprüft und zertifiziert nach /
Tested and certified according to

DIN EN 61058-1 (VDE 0630-1):2008-09; EN 61058-1:2002 + A2:2008
IEC 61058-1(ed.3);am1;am2



VDE Prüf- und Zertifizierungsinstitut GmbH
VDE Testing and Certification Institute
Zertifizierungsstelle / Certification

Aktenzeichen: 5004990-4401-0001 / 219495

File ref.:

Ausweis-Nr. 40018193

Blatt 1

Certificate No.

Page

Weitere Bedingungen siehe Rückseite und Folgeblätter /
further conditions see overleaf and following pages

Offenbach, 2006-07-04

(letzte Änderung / updated 2015-12-17)

VDE Zertifikate sind nur gültig bei Veröffentlichung unter:
VDE certificates are valid only when published on:

<http://www.vde.com/zertifikat>
<http://www.vde.com/certificate>

Name und Sitz des Genehmigungs-Inhabers / *Name and registered seat of the Certificate holder*

Rock Tek Electronics (Shenzhen) Co., Ltd., No. 98 Guanguang Road, Guanlan Town, 518110 BAOAN
DISTRICT, SHENZHEN CITY, Guangdong, CHINA

Aktenzeichen / *File ref.*

5004990-4401-0001 / 219495 / CC1 / LF

letzte Änderung / *updated*

2015-12-17

Datum / *Date*

2006-07-04

Dieses Blatt gilt nur in Verbindung mit Blatt 1 des Zeichengenehmigungsausweises Nr. 40018193.

This supplement is only valid in conjunction with page 1 of the Certificate No. 40018193.

Geräteschalter *Switch for appliances* RT-M2

Typ(en) / *Type(s)*

RT-M2

Bemessungsspannung, AC <i>Rated voltage, AC</i>	250 V
Bemessungsstrom <i>Rated current</i>	5 A
Art und Anschluss von Schaltern <i>Type and connection of switches</i>	Druckknopfschalter, Kode 2.3 <i>Pushbutton switch, Code 2.3</i>
Abschaltung <i>Disconnection</i>	Mikroabschaltung <i>Micro disconnection</i>
Schaltzyklen <i>Number of operating cycles</i>	10E3
Umgebungs-Lufttemperatur <i>Ambient air temperature</i>	T 85
Art der Montage <i>Method of mounting</i>	Zum Einbau in Geräte der Schutzklasse I <i>Incorporation in class I equipment</i>
Art der Betätigung <i>Method of actuating</i>	Indirekte Betätigung <i>Indirect actuating</i>
Schutzgrad durch Gehäuse <i>Degree of protect. provided by enclosure</i>	IP20 nach entsprechendem Einbau <i>IP20 after appropriate incorporation</i>
Schalter der Kategorie <i>Switch category</i>	3

Fortsetzung siehe Blatt 3 /
continued on page 3

Name und Sitz des Genehmigungs-Inhabers / Name and registered seat of the Certificate holder

Rock Tek Electronics (Shenzhen) Co., Ltd., No. 98 Guangguang Road, Guanlan Town, 518110 BAOAN DISTRICT, SHENZHEN CITY, Guangdong, CHINA

Aktenzeichen / File ref.

5004990-4401-0001 / 219495 / CC1 / LF

letzte Änderung / updated

2015-12-17

Datum / Date

2006-07-04

Dieses Blatt gilt nur in Verbindung mit Blatt 1 des Zeichengenehmigungsausweises Nr. 40018193.

This supplement is only valid in conjunction with page 1 of the Certificate No. 40018193.

Glühdrahtprüfung (GWT)
Glow-wire test (GWT)

850°C

Kriechstromfestigkeit
Tracking resistance

PTI 175

Anschluss
Type of terminal

Lötanschluß
Solder terminals

Überspannungskategorie
Overvoltage category

II

Verschmutzungsgrad
Degree of pollution

1

Werkstoffgruppe
Material group

IIIa

Weitere Angaben siehe Anlage
Further information see appendix

Nr. 1 vom 2015-12-17
No. 1 dated 2015-12-17

Anmerkung

Die Luft- und Kriechstrecken der Basis- und verstärkten Isolierung zwischen unter Spannung stehenden Teilen und der berührbaren Oberfläche und den Befestigungslöchern müssen durch den Einbau sichergestellt werden.

Remark

The clearance and creepage distances for the reinforced and basic insulation between live parts and the touchable surface and the mounting holes has to be guaranteed by the way of its mounting

Dieser Zeichengenehmigungs-Ausweis bildet eine Grundlage für die EG-Konformitätserklärung und CE-Kennzeichnung durch den Hersteller oder dessen Bevollmächtigten und bescheinigt die Konformität mit den grundlegenden Schutzanforderungen der **EG-Niederspannungsrichtlinie (2006/95/EG bis 19.04.2016, 2014/35/EU ab 20.04.2016)**.

*This Marks Approval is a basis for the EC Declaration of Conformity and the CE Marking by the manufacturer or his agent and proves the conformity with the essential safety requirements of the **EC Low-Voltage Directive (2006/95/EC until 2016-04-19, 2014/35/EU from 2016-04-20)**.*

VDE Prüf- und Zertifizierungsinstitut GmbH
VDE Testing and Certification Institute
Fachgebiet CC1
Section CC1

VDE Prüf- und Zertifizierungsinstitut Zeichengenehmigung

Ausweis-Nr. / Beiblatt /
Certificate No. Supplement
40018193

Name und Sitz des Genehmigungs-Inhabers / *Name and registered seat of the Certificate holder*

Rock Tek Electronics (Shenzhen) Co., Ltd., No. 98 Guanguang Road, Guanlan Town, 518110 BAOAN DISTRICT, SHENZHEN CITY, Guangdong, CHINA

Aktenzeichen / *File ref.*

5004990-4401-0001 / 219495 / CC1 / LF

letzte Änderung / *updated*

2015-12-17

Datum / *Date*

2006-07-04

Dieses Beiblatt ist Bestandteil des Zeichengenehmigungsausweises Nr. 40018193.

This supplement is part of the Certificate No. 40018193.

Geräteschalter

Switch for appliances

RT-M2

Fertigungsstätte(n)

Place(s) of manufacture

Referenz/*Reference*
30016237

Rock Tek Electronics
(Shenzhen) Co., Ltd.
No. 98 Guanguang Road
Guanlan Town
518110 BAOAN DISTRICT, SHENZHEN CITY
Guangdong
CHINA

VDE Prüf- und Zertifizierungsinstitut GmbH

VDE Testing and Certification Institute

Fachgebiet CC1

Section CC1



VDE Prüf- und Zertifizierungsinstitut Zeichengenehmigung

Ausweis-Nr. / Infoblatt /
Certificate No. / Info sheet
40018193

Name und Sitz des Genehmigungs-Inhabers / Name and registered seat of the Certificate holder

Rock Tek Electronics (Shenzhen) Co., Ltd., No. 98 Guanguang Road, Guanlan Town, 518110 BAOAN DISTRICT, SHENZHEN CITY, Guangdong, CHINA

Aktenzeichen / File ref.

5004990-4401-0001 / 219495 / CC1 / LF

letzte Änderung / updated

2015-12-17

Datum / Date

2006-07-04

Dieses Blatt gilt nur in Verbindung mit Blatt 1 des Zeichengenehmigungsausweises Nr. 40018193.

This supplement is only valid in conjunction with page 1 of the Certificate No. 40018193.

Genehmigung zum Benutzen des auf Seite 1 abgebildeten markenrechtlich geschützten Zeichens des VDE:

Grundlage für die Benutzung sind die Allgemeinen Geschäftsbedingungen (AGB) der VDE Prüf- und Zertifizierungsinstitut GmbH (www.vde.com\AGB-Institut). Das Recht zur Benutzung erstreckt sich nur auf die bezeichnete Firma mit den genannten Fertigungsstätten und die oben aufgeführten Produkte mit den zugeordneten Bezeichnungen. Die Fertigungsstätte muss so eingerichtet sein, dass eine gleichmäßige Herstellung der geprüften und zertifizierten Ausführung gewährleistet ist.

Die Genehmigung ist so lange gültig wie die VDE-Bestimmungen gelten, die der Zertifizierung zugrunde gelegen haben, sofern sie nicht auf Grund anderer Bedingungen aus der VDE Prüf- und Zertifizierungsordnung (PM102) zurückgezogen werden muss.

Der Gültigkeitszeitraum einer VDE-GS-Zeichengenehmigung kann auf Antrag verlängert werden. Bei gesetzlichen und / oder normativen Änderungen kann die VDE-GS-Zeichengenehmigung ihre Gültigkeit zu einem früheren als dem angegebenen Datum verlieren.

Produkte, die das Biozid Dimethylfumarat (DMF) enthalten, dürfen gemäß der Kommissionsentscheidung 2009/251/EG nicht mehr in den Verkehr gebracht oder auf dem Markt bereitgestellt werden.

Der VDE-Zeichengenehmigungsausweis wird ausschließlich auf der ersten Seite unterzeichnet.

Approval to use the legally protected Mark of the VDE as shown on the first page:

Basis for the use are the general terms and conditions of the VDE Testing and Certification Institute (www.vde.com\terms-institute). The right to use the mark is granted only to the mentioned company with the named places of manufacture and the listed products with the related type references. The place of manufacture shall be equipped in a way that a constant manufacturing of the certified construction is assured.

The approval is valid as long as the VDE specifications are in force, on which the certification is based on, unless it is withdrawn according to the VDE Testing and Certification Procedure (PM102E).

The validity period of a VDE-GS-Mark Approval may be prolonged on request. In case of changes in legal and / or normative requirements, the validity period of a VDE-GS-Mark Approval may be shortened.

Products containing the biocide dimethylfumarate (DMF) may not be marketed or made available on the EC market according to the Commission Decision 2009/251/EC.

The approval is solely signed on the first page.



WOYR2.E153399 Switches, Appliance and Special Use - Component

For enhanced search functionality, please visit UL's [iQ™ Family of Databases](#).

Click on a product designation for complete information.

[Page Bottom](#)

Switches, Appliance and Special Use - Component

[See General Information for Switches, Appliance and Special Use - Component](#)

LEGION ELECTRONIC CO LTD

E153399

Room M
4Th Fl, Continental Mansion
300 King's Rd
Hong Kong, HONG KONG

Investigated to ANSI/UL 1054

Cat. No.	Amps	Volts	Hz	Load	Endur- ance	Temp C	POL/ THR	Per Pole/ Circuit Code	SPCOA
EPS11	10	125	60	GP	6K	55	1/1	-/-	-
	10	250	60	GP	6K				
	-	-	-	GP	-				
	-	-	-	GP	-				
EPS21	10	125	60	GP	6K	55	2/1	PP/D1	-
	10	250	60	GP	6K				
	-	-	-	GP	-				
	-	-	-	GP	-				
FR01 f/b A1, A2 or A3, f/b F0 or F1, f/b L1									
	6	125	60	GP	6K	65	1/M	-/-	Note 6(16 thru 20 AWG)
	6	250	60	GP	6K				
M1	7.5	125	60	GP	6K	75	1/2	-/A	-
	5	250	60	GP	6K				
MFR01 f/b A1, f/b F or M, f/b 04, 05, 06, 07, 08, 09 or 10, f/b L1									
	8	125	60	GP	6K	65	1/M	-/-	-
	8	250	60	GP	6K				
MPS11	16	125	60	GP	6K	85	1/1	PP/-	-
	10	250	60	GP	6K				
	5	125	60	TV	25K				
MPS21 f/b letter; f/b letter; f/b A or B; f/b Q; f/b M or Blank; f/b S or D; f/b -L or Blank; f/b 2 or Blank; f/b 2 or Blank; f/b -R or Blank)									
	16	125	50/60	GP	6K	65	2/1	PP/D1	Note 2


	16	250	50/60	GP	6K				
	-	125	50/60	3/4hp	6K				
	-	250	50/60	3/4hp	6K				
OVS-1 f/b A, B, C or D	12	125	60	GP	6K	150	M/M	PP/-	-
	12	250	60	GP	6K				
PS01-X-X-X	3	250	60	GP	6K	85	1/1	-/A	-
	6	125	60	GP	6K				
	6	125	60	L	6K				
RT-M2,f/b 0, 1, 2, 3, 4, 5 or 6									
	5	125	60	GP	6K	85	1/2	-/A	-
	5	250	60	GP	6K				
	6	30	DC	R	6K				
RT-P02	7	14	DC	-	6K	65	1/2	-/A	-
RT-P03	16	125	60	GP	6K	85	1/1	-/A	Note 2
	16	250	60	GP	6K				
	-	125	60	3/4hp	6K				
RT-P04	16	125	60	GP	6K	95	1/1	-/A	-
	-	125	60	1/2hp	6K				
RT-P05	14	125	50/60	GP	6K	65	2/1	-/B	Note 11A
	14	250	50/60	GP	6K				
	-	125	50/60	1/2hp	6K				
	-	250	50/60	1hp	6K				
RT-S01	10	125	60	GP	6K	85	1/1	-/A	-
	6	250	60	GP	6K				
RT-S01A	10	125	60	GP	6K	85	1/1	-/A	Note 2
	6	250	60	GP	6K				
RT-S02	15	125	60	GP	6K	85	1/1	-/A	-
	8	250	60	GP	6K				
RT-S02A	15	125	60	GP	6K	85	1/1	-/A	Note 2
	8	250	60	GP	6K				
RT-S03	16	125	60	GP	6K	105	2/1	-/B	-
	16	250	60	GP	6K				
	-	125	60	1/3hp	6K				
RT-S03A	16	125	60	GP	6K	105	2/1	-/B	Note 2
	16	250	60	GP	6K				
	-	125	60	1/3hp	6K				
RT-S05	15	125	60	GP	6K	125	2/2	-/B	-
RT-S06 f/b A or Blank	16	125	60	GP	6K	85	1/1	-/A	Note 2
	10	250	60	GP	6K				

	-	125	60	3/4hp	6K				
	-	250	60	1hp	6K				
SS11, f/b Letters, Numbers or Blank, f/b Q or S, f/b -Letters, -Numbers or Blank, f/b 20 or 30, f/b -Letters, -Numbers or Blank .									
	12	125	60	GP	6K	65	1/1,2/2	-/A	-
	12	250	60	GP	6K				
	16	125	60	GP	6K				
	16	250	60	GP	6K				
	10	125	60	GP	6K				
	10	250	60	GP	6K				
	6	125	60	GP	6K				
	6	250	60	GP	6K				
SS21, f/b suffixes	10	125	60	GP	6K	65	2/1	PP/C	-
	10	250	60	GP	6K				
SS21, f/b suffixes, f/b -S									
	10	125	60	GP	6K	65	1/1	-/A	-
	10	250	60	GP	6K				
SS24, f/b Letters, Numbers or Blank, f/b Q or S, f/b -Letters, -Numbers or Blank, f/b 40 or 60, f/b -Letters, -Numbers or Blank .									
	12	125	60	GP	6K	65	2/2 or 2/1	PP/D1	-
	12	250	60	GP	6K				
	10	125	60	GP	6K				
	10	250	60	GP	6K				
	6	125	60	GP	6K				
	6	250	60	GP	6K				
	16	125	60	GP	6K				
	16	250	60	GP	6K				
SS31 f/b letters; f/b Q, S or C; f/b R, F or L; f/b D; f/b 40, 41; f/b L or blank; f/b letters or numbers or blank.									
	16	125	50/60	GP	6K	65	2/1	PP/C	2,3
	16	250	50/60	GP	6K				
	-	125	50/60	3/4hp	6K				
	-	250	50/60	3/4hp	6K				
SS31 f/b letters; f/b Q, S or C; f/b R, F or L; f/b D; f/b 60; f/b L or blank; f/b letters or numbers or blank.									
	16	125	50/60	GP	6K	65	2/2	PP/C	2, 3
	16	250	50/60	GP	6K				
	-	125	50/60	3/4hp	6K				
	-	250	50/60	3/4hp	6K				
SS31 f/b letters; f/b Q, S or C; f/b R, F or L; f/b S; f/b 20 or 21; f/b L or blank; f/b letters or numbers or blank.									

	16	125	50/60	GP	6K	65	1/1	-/A	2, 3
	16	250	50/60	GP	6K				
	-	125	50/60	3/4hp	6K				
	-	250	50/60	3/4hp	6K				
SS31 f/b letters; f/b Q, S or C; f/b R, F or L; f/b T; f/b 40, 41; f/b L or blank; f/b letters or numbers or blank.									
	16	125	50/60	GP	6K	65	2/1	PP/C	2,3
	16	250	50/60	GP	6K				
	-	125	50/60	3/4hp	6K				
	-	250	50/60	3/4hp	6K				
SS31 f/b letters; f/b Q, S or C; f/b R, F or L; f/b T; f/b 60; f/b L or blank; f/b letters or numbers or blank.									
	16	125	50/60	GP	6K	65	2/2	PP/C	2, 3
	16	250	50/60	GP	6K				
	-	125	50/60	3/4hp	6K				
	-	250	50/60	3/4hp	6K				
SS31 f/b letters; f/b Q, S or C; f/b R, F; f/b S; f/b 30; f/b letters or numbers or blank.									
	16	125	50/60	GP	6K	65	1/2	-/A	3
	16	250	50/60	GP	6K				
	-	125	50/60	3/4hp	6K				
	-	250	50/60	3/4hp	6K				
VS12 f/b M or H, f/b 11, 12									
	12	125	60	GP	-	65	1/M	-/-	-
	12	250	60	GP	-				
VS34 f/b, M or H, f/b 11, 12, 21 or 22									
	12	125	60	GP	-	55	M/M	-/-	-
	12	250	60	GP	-				

Note 2 - These are lighted switches employing a lamp. The usable lamp life has not been evaluated.

Note 6 - The switch employs push-in terminals. These have been evaluated for use with solid and solder dipped stranded conductors of a specified size (shown within parenthesis in AWG).

Marking: Company name or tradename "LEGION" , catalog, model or part number, electrical ratings and the Recognized Component Mark,  on the product or on the smallest unit container in which the product is packaged.

Last Updated on 2015-11-24

[Questions?](#)

[Print this page](#)

[Terms of Use](#)

[Page Top](#)

◆ 2015 UL LLC

The appearance of a company's name or product in this database does not in itself assure that products so identified have been manufactured under UL's Follow-Up Service. Only those products bearing the UL Mark should be considered to be Certified and covered under UL's Follow-Up Service. Always look for the Mark on the product.

UL permits the reproduction of the material contained in the Online Certification Directory subject to the following conditions: 1. The Guide Information, Assemblies, Constructions, Designs, Systems, and/or Certifications (files) must be presented in their entirety and in a non-misleading manner, without any manipulation of the data (or drawings). 2. The statement "Reprinted from the Online Certifications Directory with permission from UL" must appear adjacent to the extracted material. In addition, the reprinted material must include a copyright notice in the following format: "© 2015

UL LLC".

**WOYR8.E153399****Switches, Appliance and Special Use Certified for Canada - Component**

For enhanced search functionality, please visit UL's [iQ™ Family of Databases](#).

Click on a product designation for complete information.

[Page Bottom](#)

Switches, Appliance and Special Use Certified for Canada - Component

[See General Information for Switches, Appliance and Special Use Certified for Canada - Component](#)

LEGION ELECTRONIC CO LTD

E153399

Room M

4Th Fl, Continental Mansion

300 King's Rd

Hong Kong, HONG KONG

Investigated to CSA-C22.2 No. 55

Cat. No.	Amps	Volts	Hz	Load	Endur- ance	Temp C	POL/ THR	Per Pole/ Circuit Code	SPCOA
EPS11	10	125	60	GP	6K	55	1/1	-/-	-
	10	250	60	GP	6K				
	-	-	-	GP	-				
	-	-	-	GP	-				
EPS21	10	125	60	GP	6K	55	2/1	PP/D1	-
	10	250	60	GP	6K				
	-	-	-	GP	-				
	-	-	-	GP	-				
FR01 f/b A1, A2 or A3, f/b F0 or F1, f/b L1									
	6	125	60	GP	6K	65	1/M	-/-	Note 6(16 thru 20 AWG)
	6	250	60	GP	6K				
M1	7.5	125	60	GP	6K	75	1/2	-/A	-
	5	250	60	GP	6K				
MFR01 f/b A1, f/b F or M, f/b 04, 05, 06, 07, 08, 09 or 10, f/b L1									
	8	125	60	GP	6K	65	1/M	-/-	-
	8	250	60	GP	6K				
MPS11	16	125	60	GP	6K	85	1/1	PP/-	-
	10	250	60	GP	6K				
	5	125	60	TV	25K				
MPS21 f/b letter; f/b letter; f/b A or B; f/b Q; f/b M or Blank; f/b S or D; f/b - L or Blank; f/b 2 or Blank; f/b 2 or Blank; f/b -R or Blank)									

	16	125	50/60	GP	6K	65	2/1	PP/D1	Note 2										
	16	250	50/60	GP	6K														
	-	125	50/60	3/4hp	6K														
	-	250	50/60	3/4hp	6K														
OVS-1 f/b A, B, C or D	12	125	60	GP	6K	150	M/M	PP/-	-										
	12	250	60	GP	6K														
PS01-X-X-X	3	250	60	GP	6K	85	1/1	-/A	-										
	6	125	60	GP	6K														
	6	125	60	L	6K														
RT-M2,f/b 0, 1, 2, 3, 4, 5 or 6																			
	5	125	60	GP	6K	85	1/2	-/A	-										
	5	250	60	GP	6K														
	6	30	DC	R	6K														
RT-P02	7	14	DC	-	6K	65	1/2	-/A	-										
RT-P03	16	125	60	GP	6K	85	1/1	-/A	Note 2										
	16	250	60	GP	6K														
	-	125	60	3/4hp	6K														
RT-P04	16	125	60	GP	6K	95	1/1	-/A	-										
	-	125	60	1/2hp	6K														
RT-P05	14	125	50/60	GP	6K	65	2/1	-/B	Note 11A										
	14	250	50/60	GP	6K														
	-	125	50/60	1/2hp	6K														
	-	250	50/60	1hp	6K														
RT-S01	10	125	60	GP	6K	85	1/1	-/A	-										
	6	250	60	GP	6K														
RT-S01A	10	125	60	GP	6K	85	1/1	-/A	Note 2										
	6	250	60	GP	6K														
RT-S02	15	125	60	GP	6K	85	1/1	-/A	-										
	8	250	60	GP	6K														
RT-S02A	15	125	60	GP	6K	85	8	250	60	GP	6K								
RT-S03	16	125	60	GP	6K	105	2/1	-/B	-										
	16	250	60	GP	6K														
	-	125	60	1/3hp	6K														
RT-S03A	16	125	60		16	125	60	GP	6K	105	2/1	-/B	Note 2						
	16	250	60	GP	6K														
	-	125	60	1/3hp	6K														


RT-S05	15	125	60	GP	6K	125	2/2	-/B	-
RT-S06 f/b A or Blank	16	125	60	GP	6K	85	1/1	-/A	Note 2
	10	250	60	GP	6K				
	-	125	60	3/4hp	6K				
	-	250	60	1hp	6K				
SS11, f/b Letters, Numbers or Blank, f/b Q or S, f/b -Letters, -Numbers or Blank, f/b 20 or 30, f/b -Letters, -Numbers or Blank .									
	12	125	60	GP	6K	65	1/1,2/2	-/A	-
	12	250	60	GP	6K				
	16	125	60	GP	6K				
	16	250	60	GP	6K				
	10	125	60	GP	6K				
	10	250	60	GP	6K				
	6	125	60	GP	6K				
	6	250	60	GP	6K				
SS21, f/b suffixes	10	125	60	GP	6K	65	2/1	PP/C	-
	10	250	60	GP	6K				
SS21, f/b suffixes, f/b -S									
	10	125	60	GP	6K	65	1/1	-/A	-
	10	250	60	GP	6K				
SS24, f/b Letters, Numbers or Blank, f/b Q or S, f/b -Letters, -Numbers or Blank, f/b 40 or 60, f/b -Letters, -Numbers or Blank .									
	12	125	60	GP	6K	65	2/2 or 2/1	PP/D1	-
	12	250	60	GP	6K				
	10	125	60	GP	6K				
	10	250	60	GP	6K				
	6	125	60	GP	6K				
	6	250	60	GP	6K				
	16	125	60	GP	6K				
	16	250	60	GP	6K				
SS31 f/b letters; f/b Q, S or C; f/b R, F or L; f/b D; f/b 40, 41; f/b L or blank; f/b letters or numbers or blank.									
	16	125	50/60	GP	6K	65	2/1	PP/C	2,3
	16	250	50/60	GP	6K				
	-	125	50/60	3/4hp	6K				
	-	250	50/60	3/4hp	6K				
SS31 f/b letters; f/b Q, S or C; f/b R, F or L; f/b D; f/b 60; f/b L or blank; f/b letters or numbers or blank.									
	16	125	50/60	GP	6K	65	2/2	PP/C	2, 3

	16	250	50/60	GP	6K				
	-	125	50/60	3/4hp	6K				
	-	250	50/60	3/4hp	6K				
SS31 f/b letters; f/b Q, S or C; f/b R, F or L; f/b S; f/b 20 or 21; f/b L or blank; f/b letters or numbers or blank.									
	16	125	50/60	GP	6K	65	1/1	-/A	2, 3
	16	250	50/60	GP	6K				
	-	125	50/60	3/4hp	6K				
	-	250	50/60	3/4hp	6K				
SS31 f/b letters; f/b Q, S or C; f/b R, F or L; f/b T; f/b 40, 41; f/b L or blank; f/b letters or numbers or blank.									
	16	125	50/60	GP	6K	65	2/1	PP/C	2,3
	16	250	50/60	GP	6K				
	-	125	50/60	3/4hp	6K				
	-	250	50/60	3/4hp	6K				
SS31 f/b letters; f/b Q, S or C; f/b R, F or L; f/b T; f/b 60; f/b L or blank; f/b letters or numbers or blank.									
	16	125	50/60	GP	6K	65	2/2	PP/C	2, 3
	16	250	50/60	GP	6K				
	-	125	50/60	3/4hp	6K				
	-	250	50/60	3/4hp	6K				
SS31 f/b letters; f/b Q, S or C; f/b R, F; f/b S; f/b 30; f/b letters or numbers or blank.									
	16	125	50/60	GP	6K	65	1/2	-/A	3
	16	250	50/60	GP	6K				
	-	125	50/60	3/4hp	6K				
	-	250	50/60	3/4hp	6K				
VS12 f/b M or H, f/b 11, 12									
	12	125	60	GP	-	65	1/M	-/-	-
	12	250	60	GP	-				
VS34 f/b, M or H, f/b 11, 12, 21 or 22									
	12	125	60	GP	-	55	M/M	-/-	-
	12	250	60	GP	-				

Note 2 - These are lighted switches employing a lamp. The usable lamp life has not been evaluated.

Note 6 - The switch employs push-in terminals. These have been evaluated for use with solid and solder dipped stranded conductors of a specified size (shown within parenthesis in AWG).

Marking: Company name or tradename "LEGION" , catalog, model or part number, electrical ratings and the Recognized

Component Mark for Canada,  on the product or on the smallest unit container in which the product is packaged.

Last Updated on 2015-11-24

The appearance of a company's name or product in this database does not in itself assure that products so identified have been manufactured under UL's Follow-Up Service. Only those products bearing the UL Mark should be considered to be Certified and covered under UL's Follow-Up Service. Always look for the Mark on the product.

UL permits the reproduction of the material contained in the Online Certification Directory subject to the following conditions: 1. The Guide Information, Assemblies, Constructions, Designs, Systems, and/or Certifications (files) must be presented in their entirety and in a non-misleading manner, without any manipulation of the data (or drawings). 2. The statement "Reprinted from the Online Certifications Directory with permission from UL" must appear adjacent to the extracted material. In addition, the reprinted material must include a copyright notice in the following format: "© 2015 UL LLC".

IEC**IECEE**
CB
SCHEME

Ref. Certif. No.

CN8681

IEC SYSTEM FOR MUTUAL RECOGNITION OF TEST
CERTIFICATES FOR ELECTRICAL EQUIPMENT (IECEE)
CB SCHEMESYSTEME CEI D'ACCEPTATION MUTUELLE DE
CERTIFICATS D'ESSAIS DES EQUIPEMENTS
ELECTRIQUES (IECEE) METHODE OC**CB TEST CERTIFICATE**Product
Produit

Push-button switch

Name and address of the applicant
Nom et adresse du demandeurROCK TEK Electronics (Shenzhen) Co.,Ltd.
Guanguang Road, Dashuikeng Juxin Association, Guanlan Town,
Bao'an District, Shenzhen City, Guangdong Province, 518110,
P.R.ChinaName and address of the manufacturer
Nom et adresse du fabricantROCK TEK Electronics (Shenzhen) Co.,Ltd.
Guanguang Road, Dashuikeng Juxin Association, Guanlan Town,
Bao'an District, Shenzhen City, Guangdong Province, 518110,
P.R.ChinaName and address of the factory
Nome et adresse de l'usineROCK TEK Electronics (Shenzhen) Co.,Ltd.
Guanguang Road, Dashuikeng Juxin Association, Guanlan Town,
Bao'an District, Shenzhen City, Guangdong Province, 518110,
P.R.ChinaNote: When more than one factory, please report on page 2
Note: Lorsque plus d'une usinem, veuillez utiliser la 2^{ème} pageRatings and principal characteristics
Valeurs nominales et caractéristiques principales5A 125/250VAC T85 μ 1E4 PTI 175V Solder TerminalTrademark (if any)
Marque de fabrique (si elle existe)

RT-M2 Series

Model / Type Ref.
Ref. De typeAdditional information (if necessary may also be reported
on page 2)
Les informations complémentaires (si nécessaire, peuvent
être indiqués sur la 2^{ème} page)**PUBLICATION****EDITION**A sample of the product was tested and found
to be in conformity with
Un échantillon de ce produit a été essayé et a été
considéré conforme à la

IEC 61058-1:2000+A1:2001

As shown in the Test Report Ref. No. which forms part
of this Certificate
Comme indiqué dans le Rapport d'essais numéro de
référence qui constire partie de ce Certificat

GTIHEA-3219

This CB Test Certificate is issued by the National Certification Body
Ce Certificat d'essai OC est établi par l'Organisme National de Certification

China Quality Certification Centre

Date: 2006-12-8

Signature:

Li Huailin



产品认证证书

证书编号: CQC06002017445

申请人名称及地址

富力隆电子(深圳)有限公司
广东省深圳市宝安区观澜大水坑观光公路观澜镇大水坑桔新经济合作社

制造商名称及地址

富力隆电子(深圳)有限公司
广东省深圳市宝安区观澜大水坑观光公路观澜镇大水坑桔新经济合作社

生产企业名称及地址

富力隆电子(深圳)有限公司 (V006093)
广东省深圳市宝安区观澜大水坑观光公路观澜镇大水坑桔新经济合作社

产品名称和系列、规格、型号

按钮开关(微动开关)

RT-M2 系列 5A 125/250VAC 50Hz T85 μ 1E4 PTI175 锡焊端头 污染等级2

产品标准和技术要求

GB15092.1-2010

认证模式

产品型式试验+初次工厂检查+获证后监督

上述产品符合CQC11-462124-2009认证规则的要求, 特发此证。

发证日期: 2012年04月09日

有效期至: 2016年04月09日

证书有效期内本证书的有效性依据发证机构的定期监督获得保持。

本证书为变更证书, 证书首次颁发日期: 2006年09月22日

主任: _____



中国质量认证中心

中国·北京·两四环西路188号9区 100070

<http://www.cqc.com.cn>

C 0025472