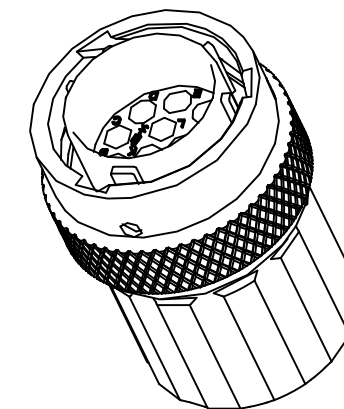
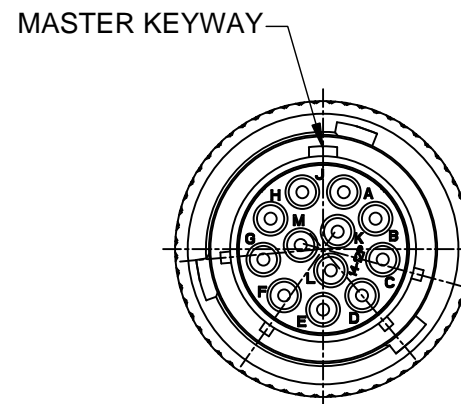
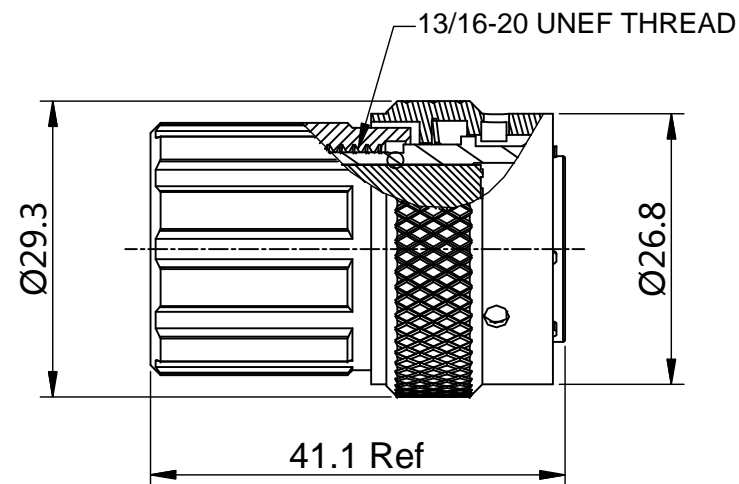


REVISIONS					
REV	ECO	DESCRIPTION	DATE	BY	APPR
B1	-	RELEASED DRAWING	Nov-23-2014	Ben	Tommy



NOTES : (UNLESS OTHERWISE SPECIFIED)

- MATERIAL :  
 SHELL : ZINC ALLOY , NICKEL PLATED.  
 INSERT : THERMOPLASTIC , UL94 V-0.  
 END CAP : THERMOPLASTIC , UL94 V-0.  
 COUPLING NUT : AL ALLOY , NICKEL PLATED.  
 WAVE WASHER : STAINLESS STEEL.  
 O-RING : NBR/SILICONE RUBBER.  
 WIRE SEAL : SILICONE RUBBER.  
 PLASTIC BUSHING : THERMOPLASTIC , UL94 V-0.
- SPECIFICATIONS :
  - RATED CURRENT : 13A (MAX).
  - RATED VOLTAGE : 300V (AC/DC).
  - OPERATING TEMPERATURE : SEE CHART.
  - DIELECTRIC WITHSTANDING VOLTAGE : LESS THAN 2 MILLIAMPS CURRENT LEAKAGE@2000 VOLTS AC.
  - INSULATION RESISTANCE : 5000 MEGOHMS MIN.
  - IP--CLASS : IP67.
  - MATING CYCLES DURABILITY : 500 CYCLES MIN.
  - ROHS COMPLIANT.
- SUITABLE CONTACTS : 16# CONTACTS.
- ALL DIMENSIONS ARE FOR REFERENCE USE ONLY.
- CONTACT SIZE AND REAR SEAL WIRE RANGE :

CONTACT SIZE	MIN. INSUL O.D.	MAX. INSUL O.D.	WIRE RANGE
16#	Ø2.0mm	Ø3.2mm	14-24AWG

KEY POS	PART NUMBER	
	-40°C ~ 105°C	-40°C ~ 125°C
N	RT061412PNHEC	RT061412PNHEC03
W	RT061412PWHEC	RT061412PWHEC03
X	RT061412PXHEC	RT061412PXHEC03
Y	RT061412PYHEC	RT061412PYHEC03
Z	RT061412PZHEC	RT061412PZHEC03

QUANTITY	SEE PART NUMBER CHART PART NUMBER	DESCRIPTION	ITEM
<b>MATERIALS LIST</b>			
UNLESS OTHERWISE SPECIFIED 1) All dimensions are in metric(mm). 2) Tolerances are as follows: 1 PL DEC ±0.30 2 PL DEC ±0.15 3 PL DEC ±0.08 Fractions ±1/64 Angles ±1° 3) Note reference =  X		<b>SIGNATURES</b> DRAWN: Ben CHECKED: ENGINEER: APPROVAL: <b>DATE</b> Nov-23-2014	 Sine Systems - www.amphenol-sine.com 44724 Morley Drive Clinton Township, MI 48036
MATERIAL SPECIFICATIONS:		CUSTOMER:	ECO-MATE,PLUG, SIZE 14,12POS, PIN.
PROCESS SPECIFICATIONS:		THIS DRAWING IS SUPPLIED FOR INFORMATION ONLY. DESIGN FEATURES, SPECIFICATIONS AND PERFORMANCE DATA SHOWN HEREON ARE THE PROPERTY OF THE AMPHENOL CORPORATION. NO RIGHTS OF REPRODUCTION ARE IMPLIED. ALL DIMENSIONS ARE SUBJECT TO NORMAL MANUFACTURING VARIATIONS.	SIZE: <b>B</b> C- DWG NO: <b>RT061412P*HEC*</b> REVISION: <b>B1</b>
NEXT ASSY:		SCALE: NONE	SHEET 1 OF 1

TITLE: ECO-MATE,PLUG,SIZE 14,12POS, PIN  
 DWG NO: RT061412P\*HEC\*  
 REV: B1  
 SH: 1  
 OF: 1