



GBU4G~GBU4M

Glass Passivated Bridge Rectifiers

VOLTAGE 400 to 1000 Volt **CURRENT** 4 Ampere

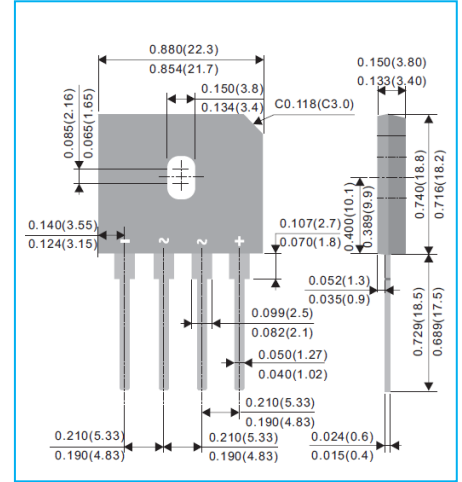
GBU Unit: Inch(mm)

FEATURES

- UL Recognized File #E228882
- Plastic material has Underwriters Laboratory Flammability Classification 94V-O
- Ideal for printed circuit board
- Reliable low cost construction utilizing molded plastic technique.
- Lead free in compliance with EU RoHS 2.0
- Glass passivated chip junction

MECHANICAL DATA

- Case: GBU
- Terminals: Leads solderable per MIL-STD-750, Method 2026
- Polarity: As marked on body
- Mounting torque: 5 inch-lbs. Max.
- Weight: 4g



MAXIMUM RATINGS AND ELECTRICAL CHARACTERISTICS

Rating at 25°C ambient temperature unless otherwise specified.

PARAMETER	SYMBOL	GBU 4G	GBU 4J	GBU 4K	GBU 4M	UNIT
Maximum repetitive peak reverse voltage	V_{RRM}	400	600	800	1000	V
Maximum RMS voltage	V_{RMS}	280	420	560	700	V
Maximum DC blocking voltage	V_{DC}	400	600	800	1000	V
Maximum average forward rectified current	$I_{F(AV)}$	4				A
Peak forward surge current, 8.3 ms single half sine-wave	I_{FSM}	150				A
Rating of fusing ($t < 8.3ms$) (Note1)	I^2t	93				A ² s
Maximum instantaneous forward voltage per diode $I_F = 2 A$ $I_F = 4 A$	V_F	1 1.1				V
Maximum reverse current @ rated V_R $T_J = 25^\circ C$ $T_J = 125^\circ C$	I_R	5 500				μA
Typical junction capacitance (Note 2)	C_J	39				pF
Typical thermal resistance (Note 3) (Note 4)	$R_{\theta JA}$ $R_{\theta JC}$	22 4				$^\circ C/W$
Operating junction temperature range	T_J	- 55 to +150				$^\circ C$
Storage temperature range	T_{STG}	- 55 to +150				$^\circ C$

Note 1: Non-repetitive, for $t > 1ms$ and $< 8.3ms$.

Note 2: Measured at 1MHz and applied Reverse bias of 4V DC

Note 3: Products installed on the PCB, Without heatsink ◦

Note 4: Products installed on aluminum plate heatsink ◦



GBU4G~GBU4M

TYPICAL CHARACTERISTIC CURVES

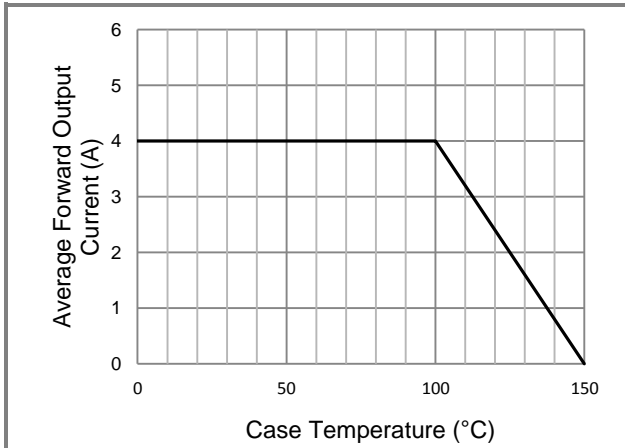


Fig.1 Forward Current Derating Curve

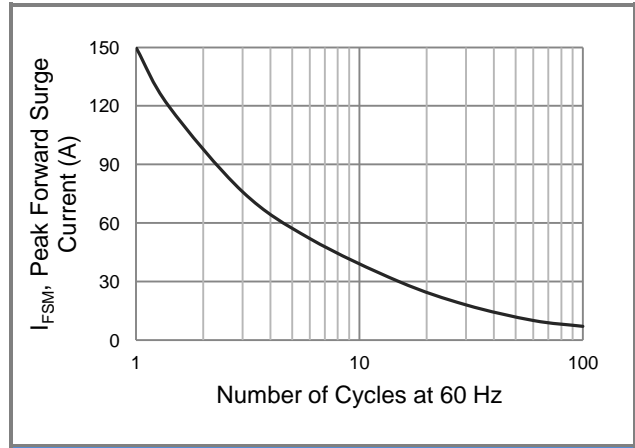


Fig.2 Maximum Forward Surge Current

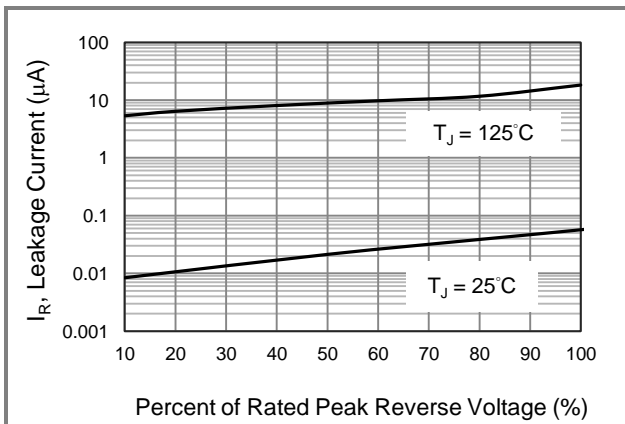


Fig.3 Typical Reverse Characteristics

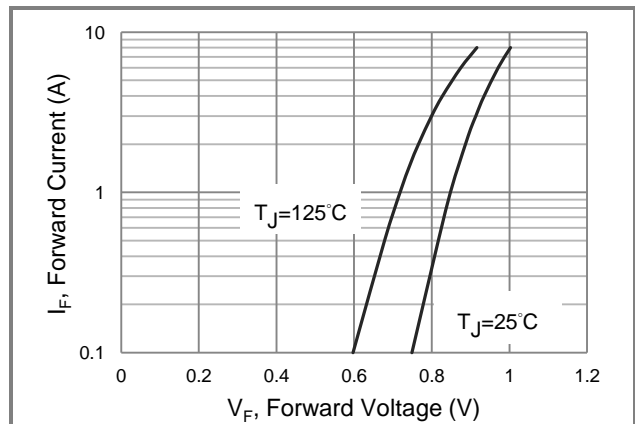


Fig.4 Typical Forward Characteristics

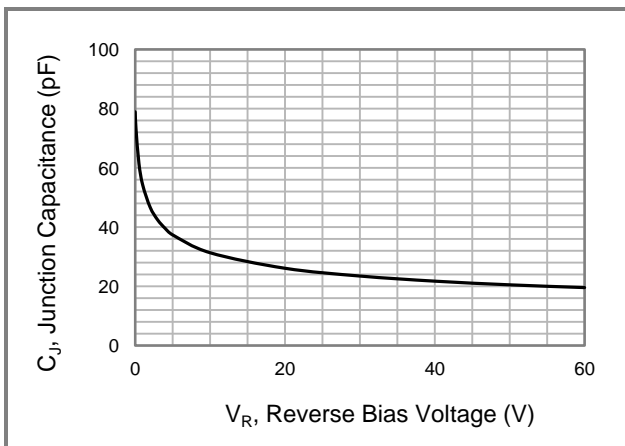


Fig.5 Typical Junction Capacitance



GBU4G~GBU4M

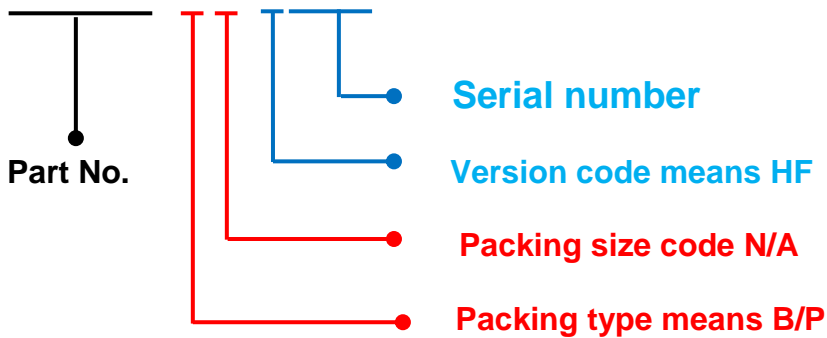
Part No_packing code_Version

GBU4G_B0_00001

GBU4G_B0_10001

For example :

GBU4G_B0_00001



Packing Code XX				Version Code XXXXX		
Packing type	1 st Code	Packing size code	2 st Code	HF or RoHS	1 st Code	2 st ~5 st Code
Tape and Ammunition Box (T/B)	A	N/A	0	HF	0	serial number
Tape and Reel (T/R)	R	7"	1	RoHS	1	serial number
Bulk Packing (B/P)	B	13"	2			
Tube Packing (T/P)	T	26mm	X			
Tape and Reel (Right Oriented) (TRR)	S	52mm	Y			
Tape and Reel (Left Oriented) (TRL)	L	PANASERT T/B CATHODE UP (PBCU)	U			
FORMING	F	PANASERT T/B CATHODE DOWN (PBCD)	D			



GBU4G~GBU4M

Disclaimer

- Reproducing and modifying information of the document is prohibited without permission from Panjit International Inc..
- Panjit International Inc. reserves the rights to make changes of the content herein the document anytime without notification. Please refer to our website for the latest document.
- Panjit International Inc. disclaims any and all liability arising out of the application or use of any product including damages incidentally and consequentially occurred.
- Panjit International Inc. does not assume any and all implied warranties, including warranties of fitness for particular purpose, non-infringement and merchantability.
- Applications shown on the herein document are examples of standard use and operation. Customers are responsible in comprehending the suitable use in particular applications. Panjit International Inc. makes no representation or warranty that such applications will be suitable for the specified use without further testing or modification.
- The products shown herein are not designed and authorized for equipments requiring high level of reliability or relating to human life and for any applications concerning life-saving or life-sustaining, such as medical instruments, transportation equipment, aerospace machinery et cetera. Customers using or selling these products for use in such applications do so at their own risk and agree to fully indemnify Panjit International Inc. for any damages resulting from such improper use or sale.
- Since Panjit uses lot number as the tracking base, please provide the lot number for tracking when complaining.