

RB521M9-30

100mA Surface Mount Small Signal Schottky Diode- 30V

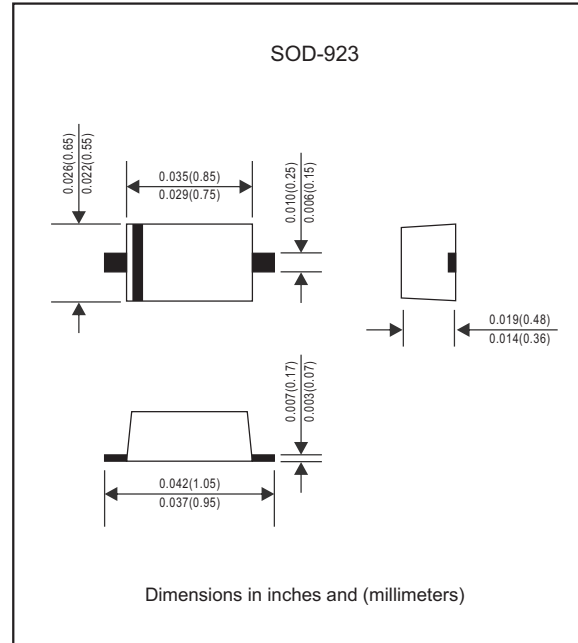
Features

- Silicon Epitaxial Planer
- Low Forward Voltage and Low Reverse Current
- High Reliability
- Schottky Barrier Diodes Encapsulated in a SOD-923 Package
- Lead-free parts meet RoHS requirements.
- Compliant to Halogen-free

Mechanical data

- Epoxy:UL94-V0 rated flame retardant
- Case : Molded plastic, SOD-923
- Terminals : Solder plated, solderable per MIL-STD-750, Method 2026
- Polarity : Indicated by cathode band
- Mounting Position : Any
- Weight : Approximated 0.00044 gram

Package outline



Maximum ratings (AT $T_A=25^\circ\text{C}$ unless otherwise noted)

PARAMETER	CONDITIONS	Symbol	MIN.	TYP.	MAX.	UNIT
DC Reverse Voltage		V_R			30	V
Mean rectifying current		I_O			100	mA
Forward surge current	60Hz for 1 cycle	I_{FSM}			500	mA
Thermal Resistance	Junction to Ambient	$R_{\theta JA}$		520		$^\circ\text{C}/\text{W}$
Power Dissipation		P_D			150	mW
Operating junction temperature range		T_J	-55		+125	$^\circ\text{C}$
Storage temperature range		T_{STG}	-65		+125	$^\circ\text{C}$

Electrical characteristics (AT $T_A=25^\circ\text{C}$ unless otherwise noted)

PARAMETER	CONDITIONS	Symbol	MIN.	TYP.	MAX.	UNIT
Forward voltage	$I_F = 10\text{ mA}$	V_F		0.28	0.35	V
Reverse current	$V_R = 10\text{ V}$	I_R			10	μA
Diode capacitance	$V_R = 10\text{ V}, f = 1\text{ MHz}$	C_T		4.0		pF

RB521M9-30

Rating and characteristic curves

FIG.1-TYPICAL FORWARD CHARACTERISTICS

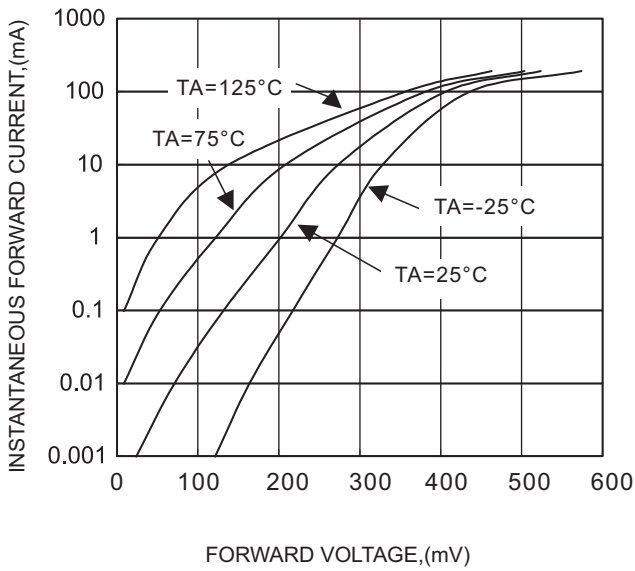


FIG.2 - TYPICAL REVERSE CHARACTERISTICS

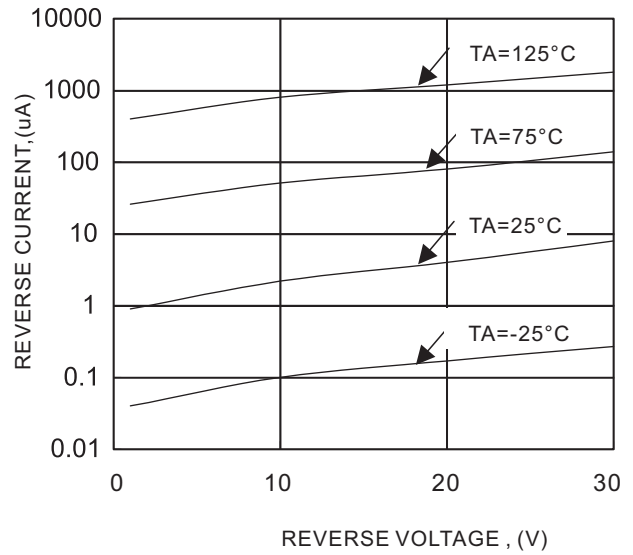
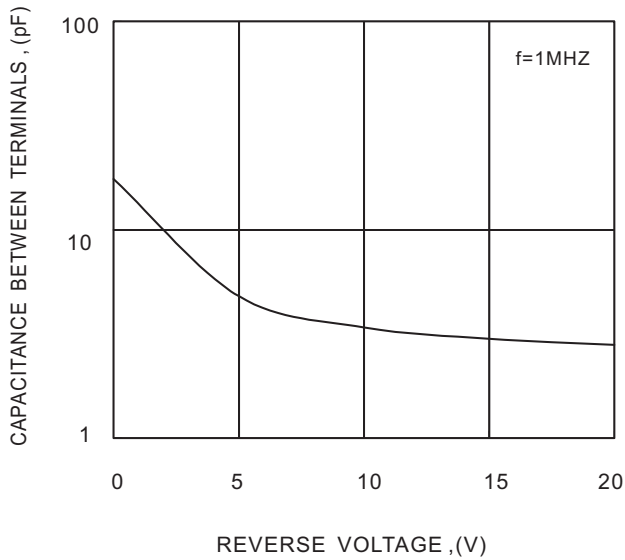




FIG.3-TYPICAL TERMINALS CAPACITANCE

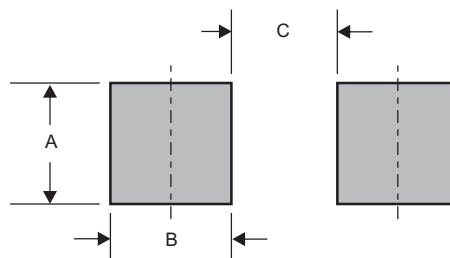


RB521M9-30**Pinning information**

Pin	Simplified outline	Symbol
Pin1 cathode Pin2 anode		

Marking

Type number	Marking code
RB521M9-30	C5

Suggested solder pad layout

Dimensions in inches and (millimeters)

PACKAGE	A	B	C
SOD-923	0.016 (0.40)	0.012 (0.30)	0.024 (0.60)

Reel packing

PACKAGE	REEL SIZE	REEL (pcs)	COMPONENT SPACING (m/m)	BOX (pcs)	INNER BOX (m/m)	REEL DIA, (m/m)	CARTON SIZE (m/m)	CARTON (pcs)	APPROX. GROSS WEIGHT (kg)
SOD-923	7"	8,000	2.0	80,000	183*183*123	178	382*262*387	640,000	9.50