

TOD-28204EsW-B4-C

Dual Digit Display LED

Part Number	Chip		Face Color	Segment Color
	Material	Source Color		
TOD-28204EsW-B4-C	InGaN	White	Black	White

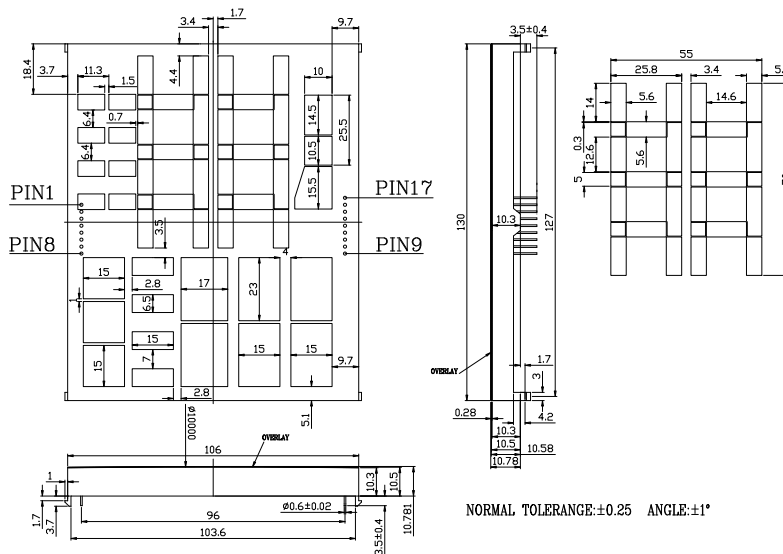
Features

- Common cathode
- I.C. compatible
- Low power requirement
- RoHS compliant

Applications


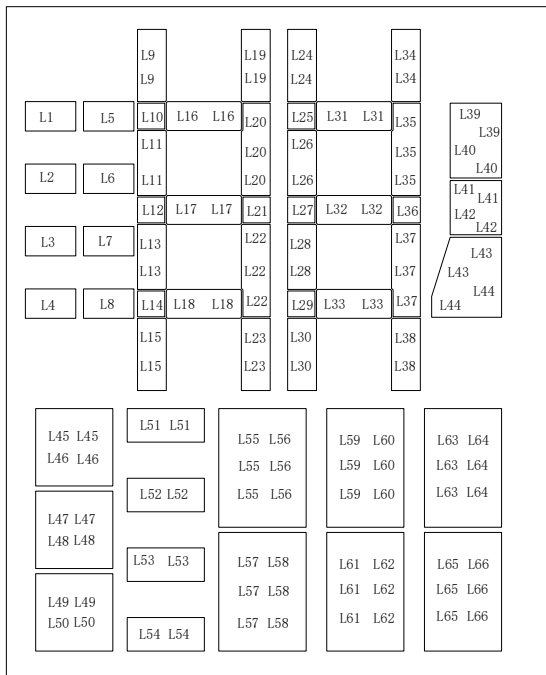
- Audio equipment
- Instrument panels
- Digital read out display

Package Dimensions & Internal Circuit Diagram



Notes:

1. All dimensions are in millimeters, tolerance: ± 0.25 ; Angle: $\pm 0.1^\circ$ unless otherwise noted.
2. Specifications are subject to change without notice.



Absolute Maximum Rating @ Ta=25°C

Parameter	Maximum Rating	Unit
Peak Forward Current (1/10 Duty Cycle, 0.1ms Pulse Width)	80	mA
Power Dissipation	105	mW
Continuous Forward Current	20	mA
Recommend Operating Current	12	mA
Reverse Voltage	5	V
Operating Temperature Range	-25°C to +85°C	
Storage Temperature Range	-30°C to +85°C	
Lead-Free Solder Temperature(1/16 Inch Below Seating Plane)	260°C for 3 Sec	

Electrical / Optical Characteristic @ Ta=25°C

Parameter	Symbol	Min.	Typ.	Max.	Unit	Test Condition	Grade
Chromaticity Coordinates	X		0.30			I _F =5mA	
Chromaticity Coordinates	Y		0.29			I _F =5mA	
Forward Voltage(ExceptB\C\E\F\H\I)	V _F		6.4	7.0	V	I _F =20mA	
Reverse Current Per Dice	I _R			100	μA	V _R =5V	
Luminous Intensity Matching Rate	Iv-m			2.0:1		I _F =20mA	

The DISPLAYS should be kept at 30°C or less and 60%RH or less. The DISPLAYS should be used within one year.