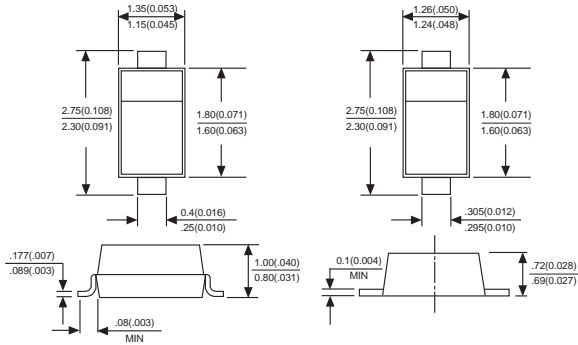




# 1SS355

## FAST SWITCHING DIODES

### SOD-323



Dimensions in millimeters and (inches)

### FEATURES

- ◆ Small surface mounting type.(UMD2)
- ◆ High speed.( $t_n=1.2ns$  typ.)
- ◆ High reliability with high surge current handling capability.

### MECHANICAL DATA

**Case:** Molded plastic body

**Terminals:** Plated leads solderable per MIL-STD-750, Method 2026

**Polarity:** Polarity symbols marked on case

**Marking:** A

## MAXIMUM RATINGS AND ELECTRICAL CHARACTERISTICS

Maximum ratings and electrical characteristics, Single diode @ $T_A=25^\circ C$

PARAMETER	SYMBOLS	LIMITS	UNITS
DC blocking voltage	$V_R$	80	V
Peak forward current	$I_{FM}$	225	mA
Average rectified output current	$I_o$	100	mA
Surge current (1s)	$I_{Surge}$	500	mA
Junction temperature	$T_J$	125	$^\circ C$
Storage temperature	$T_{STG}$	-55 to +125	$^\circ C$
Non-repetitive peak reverse voltage	$V_{RM}$	90	V

Electrical ratings @ $T_A=25^\circ C$

PARAMETER	SYMBOLS	Min.	Typ.	Max.	Unit	Conditions
Forward voltage	$V_F$			1.2	V	$I_F=100mA$
Reverse current	$I_R$			0.1	$\mu A$	$V_R=80V$
Capacitance between terminals	$C_T$			3	pF	$V_R=0.5, f=1.0MHz$
Reverse recovery time	$t_{rr}$			4	ns	$I_F=10mA, V_R=6V, R_L=100\Omega$



www.microcode.com

# RATINGS AND CHARACTERISTIC CURVES 1SS355

FIG. 1- FORWARD CHARACTERISTICS

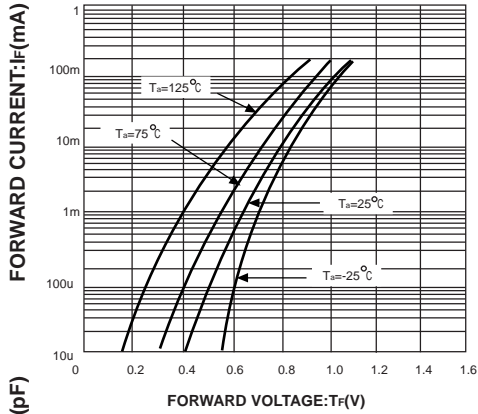


FIG. 2- REVERSE CHARACTERISTICS

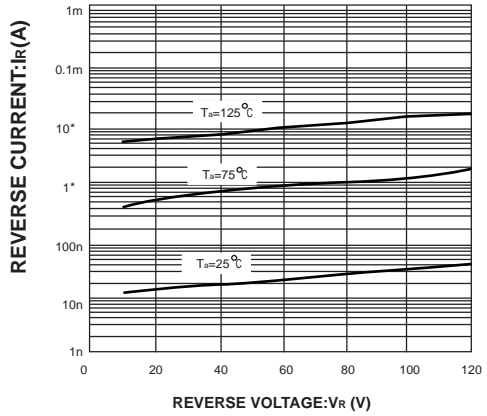


FIG. 3- CAPACITANCE BETWEEN TERMINALS CHARACTERISTICS

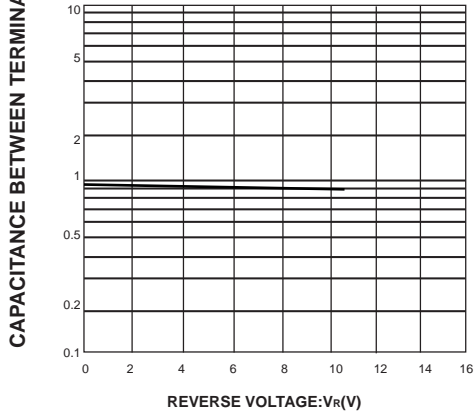


FIG. 4- REVERSE RECOVERY TIME CHARACTERISTICS

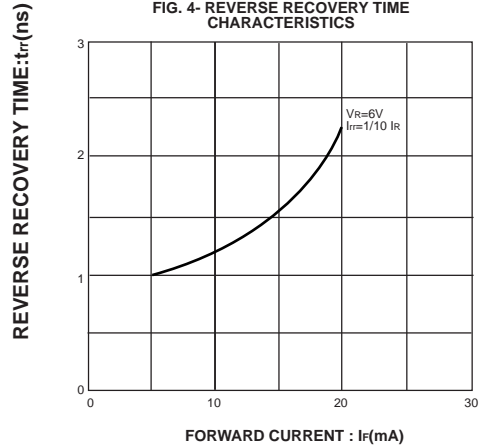
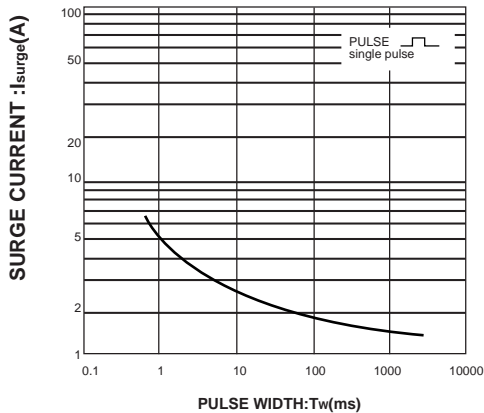


FIG. 5- SURGE CURRENT CHARACTERISTICS



The curve graph is for reference only, can't be the basis for judgment (曲线图仅供参考!)

