



DZ23C2V4 SERIES

DUAL SURFACE MOUNT ZENER DIODES

VOLTAGE	2.4 to 51 Volt	POWER	300 mWatt
----------------	-----------------------	--------------	------------------

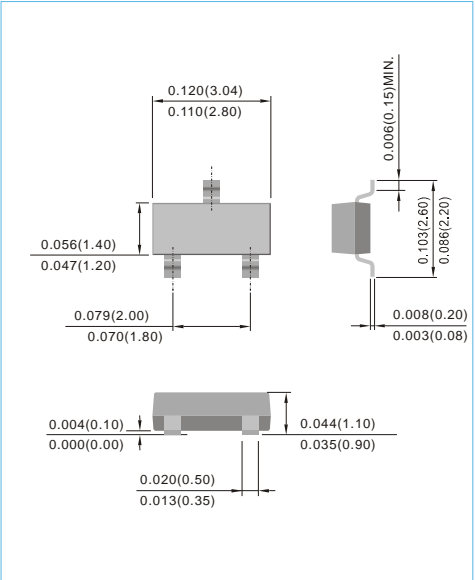
SOT-23 Unit : inch(mm)

FEATURES

- Dual Zeners in Common Cathode Configuration
- 300mW Power Dissipation Rating
- Zener Voltages from 2.4~51V
- Ideally Suited for Automatic Insertion
- Common Anode Style Available See AZ Series
- Lead free in compliance with EU RoHS 2011/65/EU directive
- Green molding compound as per IEC61249 Std. . (Halogen Free)

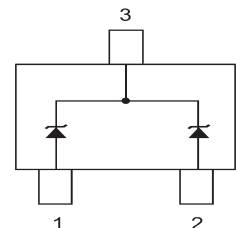
MECHANICAL DATA

- Case: SOT-23, Molded Plastic
- Terminals: Solderable per MIL-STD-750, Method 2026
- Approx. Weight: 0.0003 ounces, 0.008 grams



MAXIMUM RATINGS AND ELECTRICAL CHARACTERISTICS

PARAMETER	SYMBOL	VALUE	UNITS
Power Dissipation (Note 1)	P_D	300	mW
Thermal Resistance, Junction to Ambient Air (Note 1)	$R_{\theta JA}$	420	$^{\circ}C/W$
Operating Junction Temperature and Storage Temperature Range	T_J, T_{STG}	-65 to +150	$^{\circ}C$



NOTES :

1. Mounted on 5mm²(0.013mm thick) land areas.
2. Measured on 8.3ms, single half sine-wave or equivalent square wave, duty cycle = 4 pulses per minute maximum.

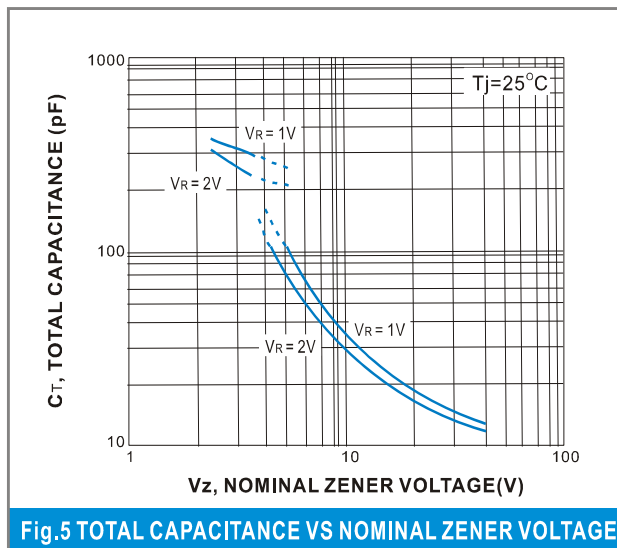
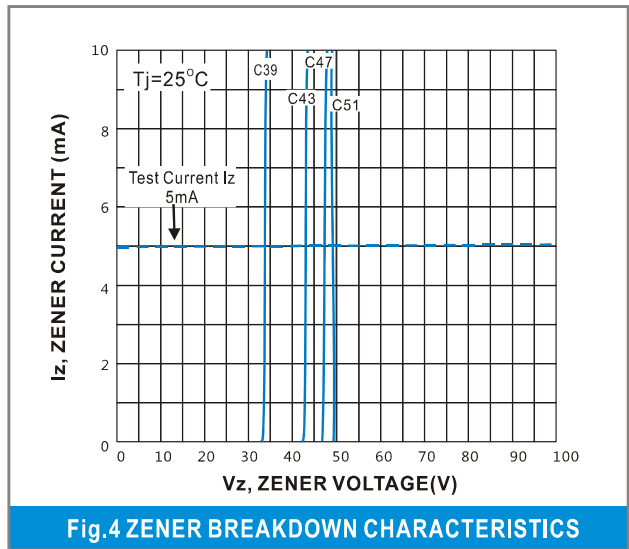
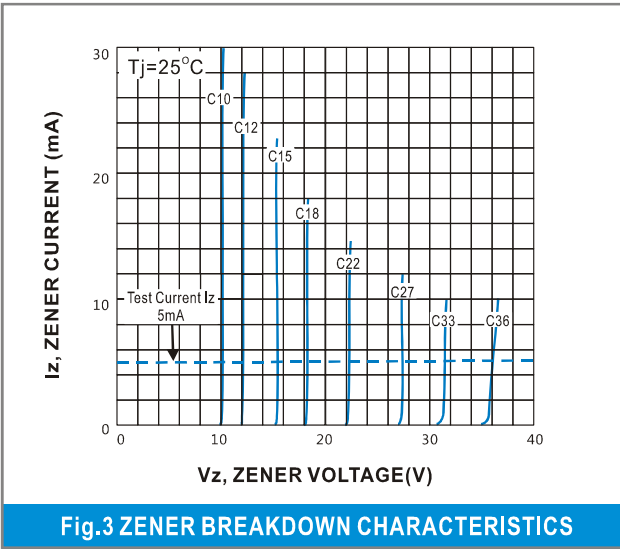
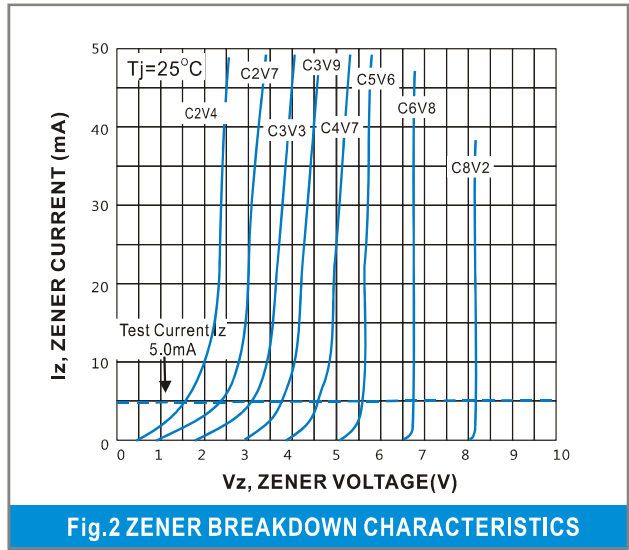
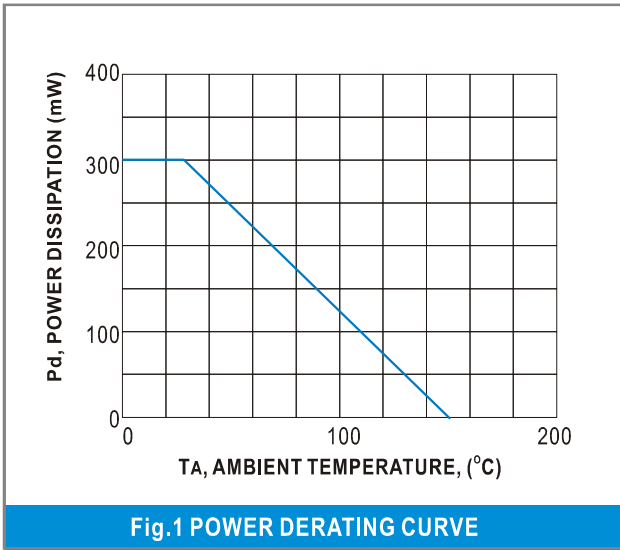


DZ23C2V4 SERIES

Part Number	Nominal Zener Voltage			Max. Zener Impedance				Max Reverse Leakage Current		Marking Code
	V _Z @ I _{ZT}			Z _{VT} @ I _{ZT}		Z _{ZK} @ I _{ZK}		I _R @ V _R		
	Nom. V	Min. V	Max. V	Ω	mA	Ω	mA	μA	V	
DZ23C2V4	2.4	2.28	2.52	85	5.0	600	1.00	100.0	1.0	V0
DZ23C2V7	2.7	2.57	2.84	83	5.0	600	1.00	75	1.0	V1
DZ23C3V0	3.0	2.85	3.15	95	5.0	600	1.00	50	1.0	V2
DZ23C3V3	3.3	3.14	3.47	95	5.0	600	1.00	25	1.0	V3
DZ23C3V6	3.6	3.42	3.78	90	5.0	600	1.00	5.0	1.0	V4
DZ23C3V9	3.9	3.71	4.10	90	5.0	600	1.00	3.0	1.0	V5
DZ23C4V3	4.3	4.09	4.52	95	5.0	600	1.00	5.0	1.0	V6
DZ23C4V7	4.7	4.47	4.94	78	5.0	500	1.00	5.0	2.0	V7
DZ23C5V1	5.1	4.85	5.36	60	5.0	480	1.00	0.1	0.8	V8
DZ23C5V6	5.6	5.32	5.88	40	5.0	400	1.00	0.1	1.0	V9
DZ23C6V2	6.2	5.89	6.51	10	5.0	150	1.00	0.1	2.0	V10
DZ23C6V8	6.8	6.46	7.14	8	5.0	80	1.00	0.1	3.0	V11
DZ23C7V5	7.5	7.13	7.88	7	5.0	80	1.00	0.1	5.0	V12
DZ23C8V2	8.2	7.79	8.61	7	5.0	80	1.00	0.1	6.0	V13
DZ23C8V7	8.7	8.27	9.14	7	5.0	80	1.00	0.1	6.5	V87
DZ23C9V1	9.1	8.65	9.56	10	5.0	100	1.00	0.1	7.0	V14
DZ23C10	10	9.50	10.50	15	5.0	150	1.00	0.1	7.5	V15
DZ23C11	11	10.45	11.55	20	5.0	150	1.00	0.1	8.5	V16
DZ23C12	12	11.40	12.60	20	5.0	150	1.00	0.1	9.0	V17
DZ23C13	13	12.35	13.65	25	5.0	170	1.00	0.1	10.0	V18
DZ23C14	14	13.30	14.70	25	5.0	170	1.00	0.1	10.5	VA
DZ23C15	15	14.25	15.75	30	5.0	200	1.00	0.1	11.0	V19
DZ23C16	16	15.20	16.80	40	5.0	200	1.00	0.1	12.0	V20
DZ23C17	17	16.15	17.85	40	5.0	200	1.00	0.1	13.0	VB
DZ23C18	18	17.10	18.90	50	5.0	225	1.00	0.1	14.0	V21
DZ23C20	20	19.00	21.00	50	5.0	225	1.00	0.1	15.0	V22
DZ23C22	22	20.90	23.10	55	5.0	250	1.00	0.1	17.0	V23
DZ23C24	24	22.80	25.20	80	5.0	250	1.00	0.1	18.0	V24
DZ23C27	27	25.65	28.35	80	5.0	300	1.00	0.1	20.0	V25
DZ23C28	28	26.60	29.40	80	5.0	300	1.00	0.1	22.0	VC
DZ23C30	30	28.50	31.50	80	5.0	300	1.00	0.1	22.5	V26
DZ23C33	33	31.35	34.65	80	5.0	325	1.00	0.1	25.0	V27
DZ23C36	36	34.20	37.80	90	5.0	350	1.00	0.1	27.0	V28
DZ23C39	39	37.05	40.95	90	5.0	350	1.00	0.1	29.0	V29
DZ23C43	43	40.85	45.15	100	5.0	375	1.00	0.1	32.0	V30
DZ23C47	47	44.65	49.35	100	5.0	375	1.00	0.1	35.0	V31
DZ23C51	51	48.45	53.55	100	5.0	400	1.00	0.1	38.0	V32



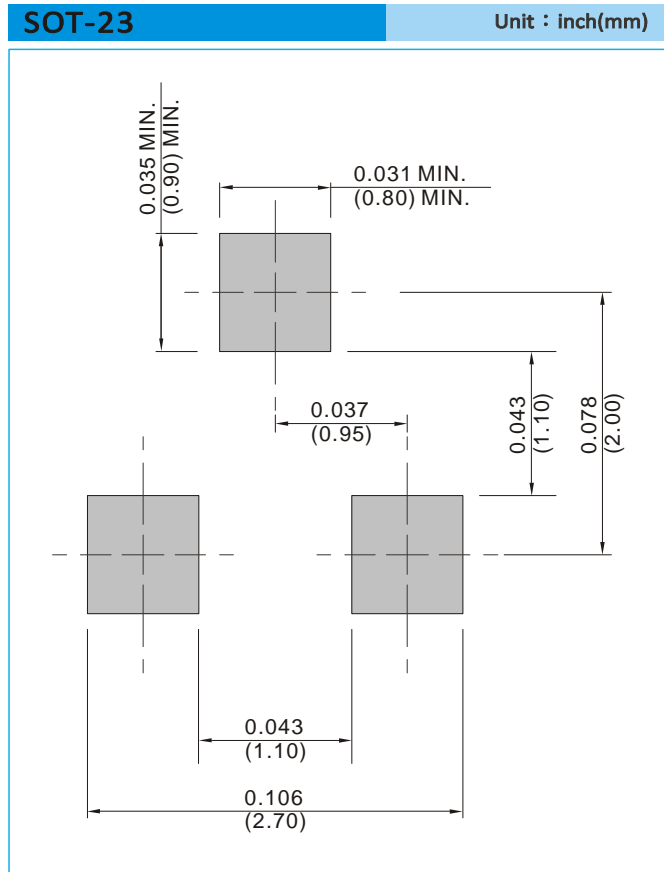
DZ23C2V4 SERIES





DZ23C2V4 SERIES

MOUNTING PAD LAYOUT



ORDER INFORMATION

- Packing information
 - T/R - 12K per 13" plastic Reel
 - T/R - 3K per 7" plastic Reel



DZ23C2V4 SERIES

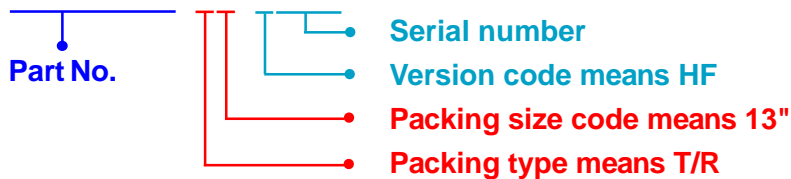
Part No_packing code_Version

DZ23C2V4_R1_00001

DZ23C2V4_R2_00001

For example :

RB500V-40_R2_00001



Packing Code XX				Version Code XXXXX		
Packing type	1 st Code	Packing size code	2 nd Code	HF or RoHS	1 st Code	2 nd -5 th Code
Tape and Ammunition Box (T/B)	A	N/A	0	HF	0	serial number
Tape and Reel (T/R)	R	7"	1	RoHS	1	serial number
Bulk Packing (B/P)	B	13"	2			
Tube Packing (T/P)	T	26mm	X			
Tape and Reel (Right Oriented) (TRR)	S	52mm	Y			
Tape and Reel (Left Oriented) (TRL)	L	PANASERT T/B CATHODE UP (PBCU)	U			
FORMING	F	PANASERT T/B CATHODE DOWN (PBCD)	D			



DZ23C2V4 SERIES

Disclaimer

- Reproducing and modifying information of the document is prohibited without permission from Panjit International Inc..
- Panjit International Inc. reserves the rights to make changes of the content herein the document anytime without notification. Please refer to our website for the latest document.
- Panjit International Inc. disclaims any and all liability arising out of the application or use of any product including damages incidentally and consequentially occurred.
- Panjit International Inc. does not assume any and all implied warranties, including warranties of fitness for particular purpose, non-infringement and merchantability.
- Applications shown on the herein document are examples of standard use and operation. Customers are responsible in comprehending the suitable use in particular applications. Panjit International Inc. makes no representation or warranty that such applications will be suitable for the specified use without further testing or modification.
- The products shown herein are not designed and authorized for equipments requiring high level of reliability or relating to human life and for any applications concerning life-saving or life-sustaining, such as medical instruments, transportation equipment, aerospace machinery et cetera. Customers using or selling these products for use in such applications do so at their own risk and agree to fully indemnify Panjit International Inc. for any damages resulting from such improper use or sale.
- Since Panjit uses lot number as the tracking base, please provide the lot number for tracking when complaining.