


FEATURES:

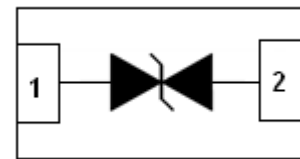
- ✧ Protects one bi-directional I/O line
- ✧ Low clamping voltage
- ✧ Low operating voltage: 5.0V
- ✧ ROHS compliant

MAIN APPLICATIONS

- ✧ Cell Phone Handsets and Accessories
- ✧ Personal Digital Assistants (PDA's)
- ✧ Notebooks, Desktops, and Servers
- ✧ Portable Instrumentation
- ✧ Pagers
- ✧ Microprocessor based equipment



0402(DFN-2L)



PIN Configuration

PROTECTION SOLUTION TO MEET

- ✧ IEC61000-4-2 (ESD) ± 25 kV (air), ± 25 kV (contact)
- ✧ IEC61000-4-4 (EFT) 40A (5/50ns)

MECHANICAL CHARACTERISTICS

- ✧ Package 0402(DFN-2L)
- ✧ Molding Compound Flammability Rating : UL 94V-O
- ✧ Quantity Per Reel : 10,000pcs
- ✧ Lead Finish : Lead Free

ABSOLUTE MAXIMUM RATINGS ($T_A=25^\circ\text{C}$, RH=45%-75%, unless otherwise noted)

Parameter	Symbol	Value	Unit
Storage temperature range	T_{stg}	-55 to +150	$^\circ\text{C}$
Operating junction temperature range	T_j	-55 to +125	$^\circ\text{C}$
Lead Soldering Temperature	T_L	260 (10 sec.)	$^\circ\text{C}$
Peak pulse power dissipation on 8/20 μs waveform	P_{PP}	60	W
ESD per IEC 61000-4-2 (Air)	V_{ESD}	+/- 25	kV
ESD per IEC 61000-4-2 (Contact)		+/- 25	

ELECTRICAL CHARACTERISTICS (T_A=25°C)

Parameter	Symbol	Conditions	Min	Typ	Max	Units
Reverse Working Voltage	V _R				5.0	V
Reverse Breakdown Voltage	V _{BR}	I _T = 1mA	5.6		8.4	V
Reverse Leakage Current	I _R	V _R = 5V			0.1	μA
Peak Pulse Current	I _{pp}	t _p = 8/20μs			5	A
Clamping Voltage	V _C	I _{PP} = 1A, t _p = 8/20μs			10	V
		I _{PP} = 5A, t _p = 8/20μs			12	V
Junction Capacitance	C _J	V _R = 0V, f = 1MHz		15	18	pF

RATINGS AND V-I CHARACTERISTICS CURVES (T_A=25°C, unless otherwise noted)

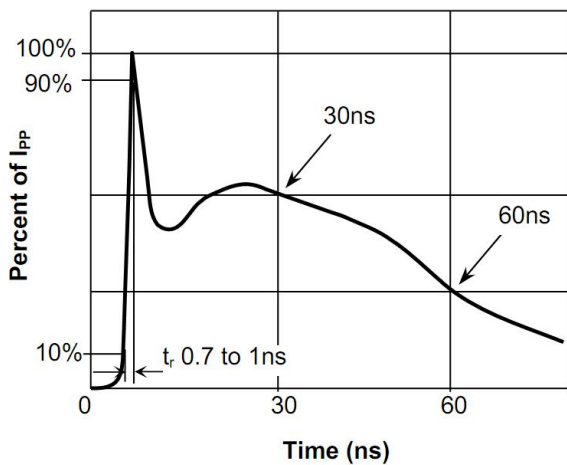


Fig.1 Pulse Waveform-ESD(IEC61000-4-2)

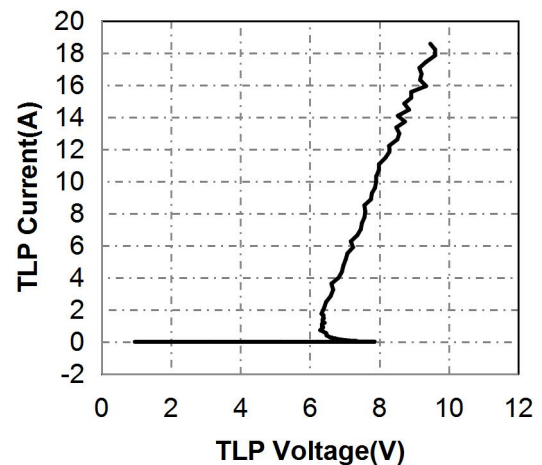


Fig.2 Transmission Line Pulse (TLP)

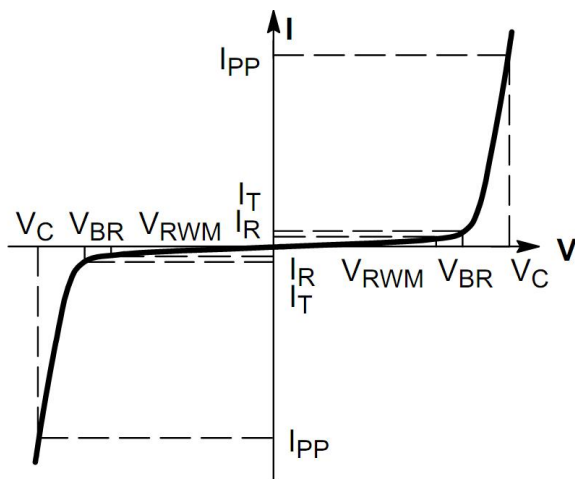


Fig.3 V-I Characteristics for Bidirectional Diode

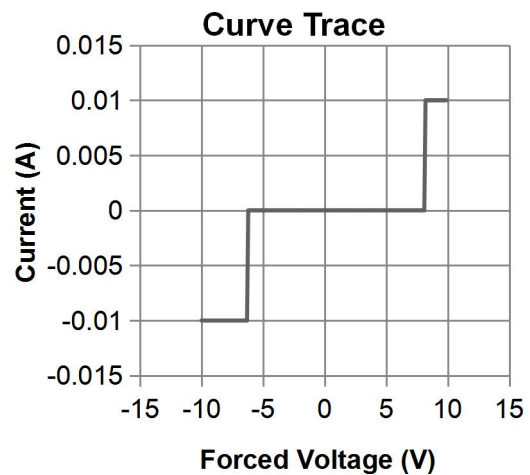
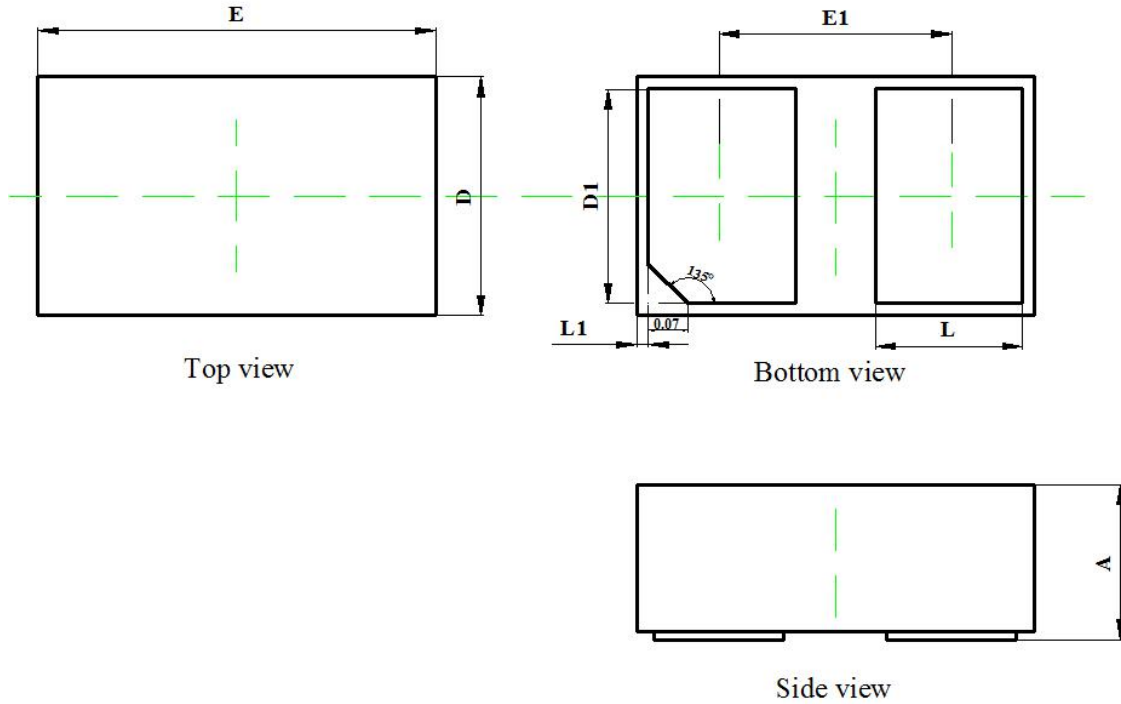


Fig.4 IV Curve

PACKAGE MECHANICAL DATA



Symbol	Dimensions In Millimeters		Dimensions In Inches	
	Min	Max	Min	Max
A	0.350	0.450	0.014	0.018
D	0.550	0.650	0.022	0.026
E	0.950	1.050	0.037	0.041
D1	0.420	0.520	0.017	0.020
E1	0.550	0.650	0.022	0.026
L	0.270	0.370	0.011	0.015
L1	0.000	0.100	0.000	0.004