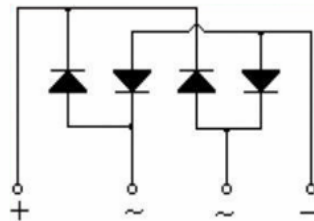


Bridge rectifiers

Feature

- . Plastic Package has Underwriters Laboratory Flammability Classification 94V-0
- . This series is UL listed under the Recognized Component index, file number E231047
- . Single-in-line package
- . High current capacity with small package
- . Superior thermal conductivity
- . High temperature soldering guaranteed:
260 /10 seconds
- . High I_{FSM}
- . We declare that the material of product compliance with RoHS requirements.

GBL4005 Thru GBL410



Circuit Diagram

Product Characteristic

Maximum Ratings & Thermal Characteristics Ratings at 25 ambient temperature unless otherwise specified.

Parameter	Symbol	GBL4005	GBL401	GBL402	GBL404	GBL406	GBL408	GBL410	Unit
Maximum repetitive voltage	V_{RM}	50	100	200	400	600	800	1000	V
Maximum DC reverse current at rated DC blocking voltage	I_R				5				μA
Average rectified forward current 60Hz Sine wave Resistance load with heat sink $T_c=50$	I_o				4				A
Peak forward surge current 8.3ms single half sine-wave superimposed on rated load	I_{FSM}				120				A
Dielectric strength Terminals to case , AC 1 minute Current 1mA	V_{dia}				2.5				KV
Maximum instantaneous forward voltage at 2.0	V_F				1.1				V
Operating junction temperature	T_J				150				
Storage temperature	T_{stg}				-55-150				

Characteristic Curves

Fig. 1 Derating Curve

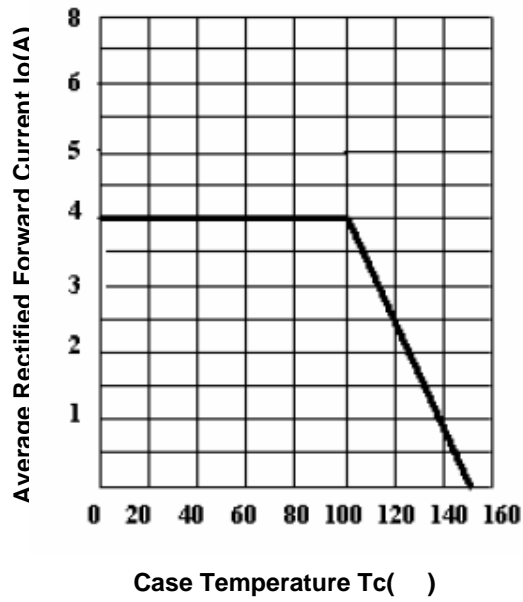


Fig.2 Typical Reverse Characteristics

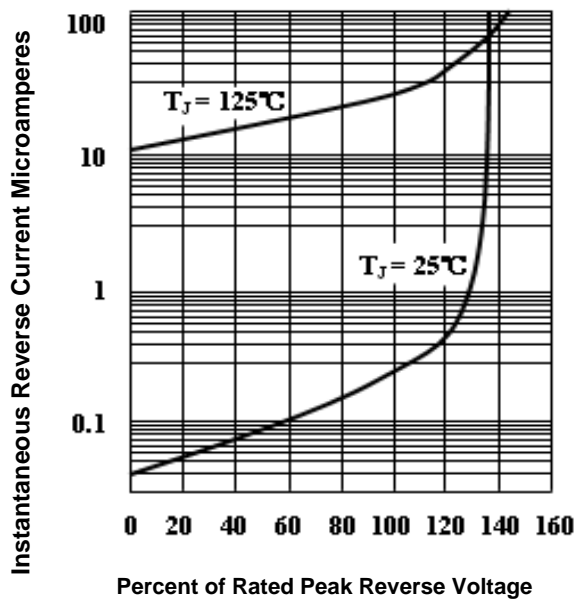


Fig.3 Peak Surge Forward capability

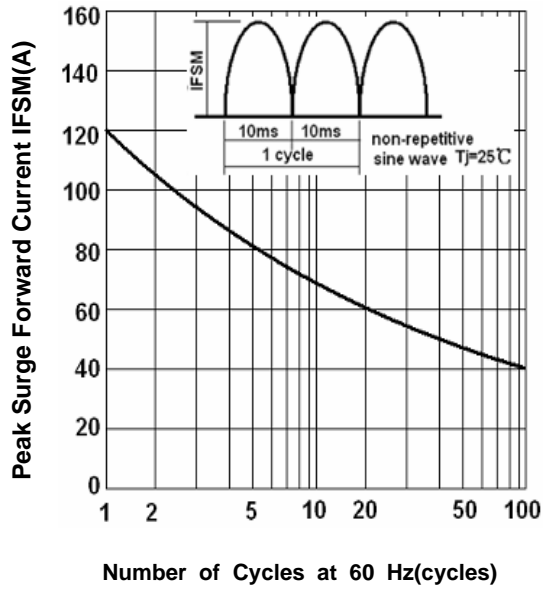
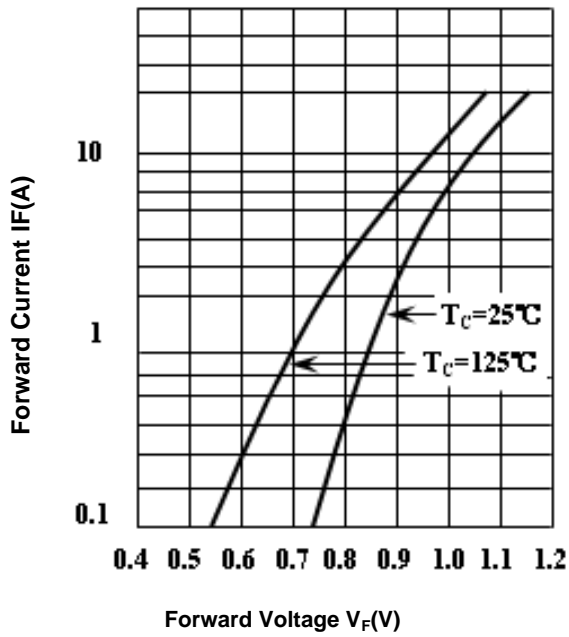
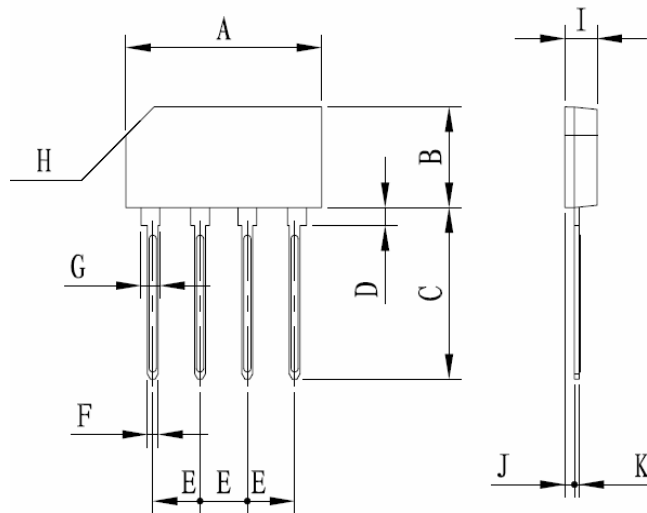


Fig.4 Forward Voltage



SHAPE AND DIMENSIONS



DIM	INCHES		MILLIMETERS	
	MIN	MAX	MIN	MAX
A	0.803	0.827	20.40	21.00
B	0.402	0.425	10.20	10.80
C	0.684	0.723	17.37	18.37
D	0.054	0.093	1.37	2.37
E	0.189	0.205	4.80	5.20
F	0.035	0.051	0.90	1.30
G	0.071	0.087	1.80	2.20
H	0.118*45°		3*45°	
I	0.126	0.142	3.20	3.60
J	0.031	0.047	0.80	1.20
K	0.012	0.028	0.30	0.70

- NOTES: 1. DIMENSIONING AND TOLERANCING PER ANSII Y14.5M, 1982.
2. CONTROLLING DIMENSION: mm.