

PSD3508 Thru PSD3516

High Current Glass Passivated Molding Three -Phase Bridge Rectifier

Reverse Voltage 800 to 1600V Forward Current 35A

FEATURES

- Plastic Package has Underwriters Laboratory Flammability Classification 94V-0
- High current capacity with small package
- Glass passivated chip junctions
- Superior thermal conductivity
- High IFSM

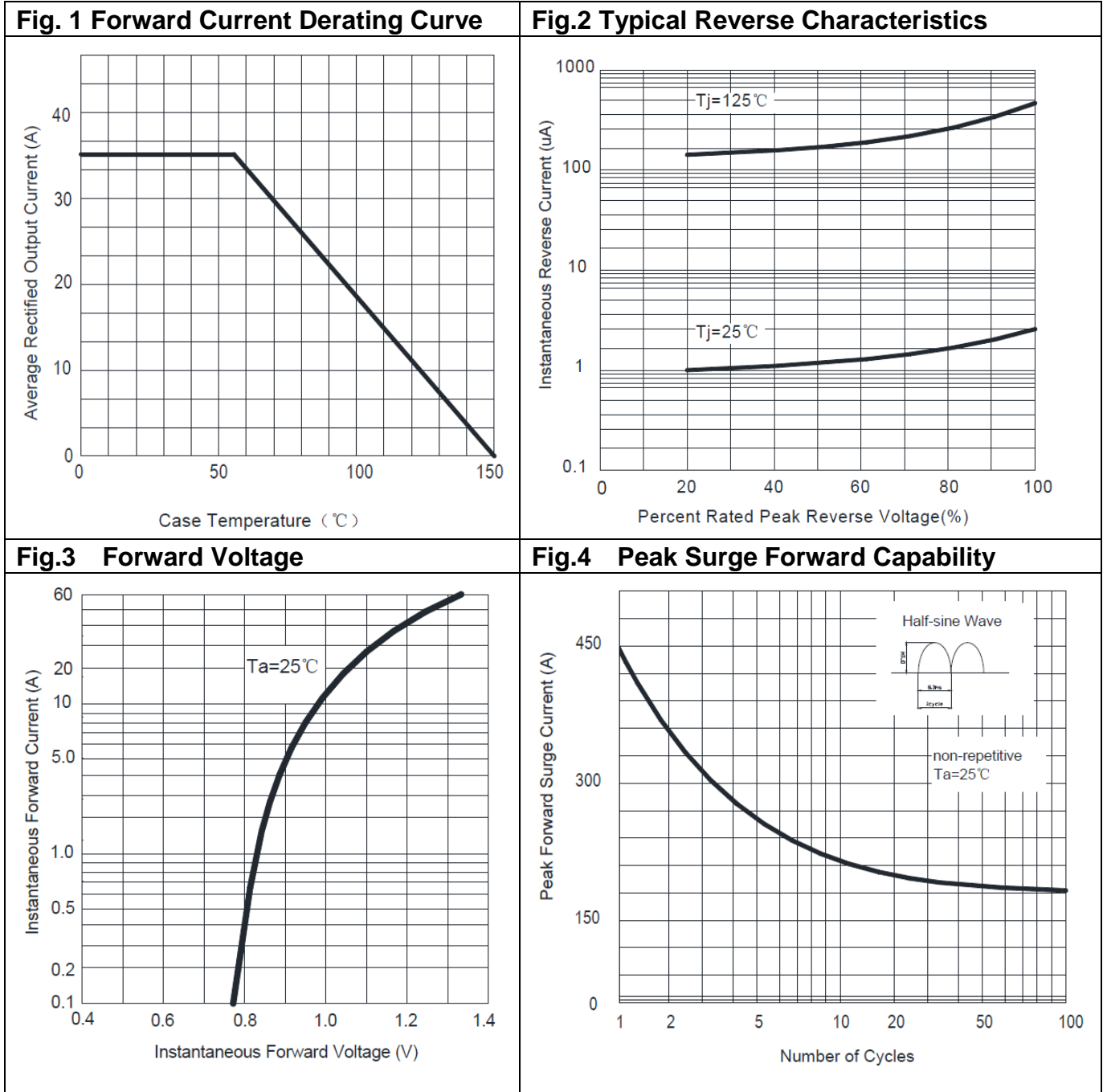


1. Maximum & Thermal Characteristics Ratings at 25°C ambient temperature unless otherwise specified.

Item	Symbol	PSD3508	PSD3510	PSD3512	PSD3514	PSD3516	Unit
Maximum repetitive voltage	VRM	800	1000	1200	1400	1600	V
Maximum RMS Voltage	VRMS	560	700	840	980	1120	
Maximum DC Blocking Voltage	VDC	800	1000	1200	1400	1600	V
Peak Reverse Current (per leg) @Tj = 25°C	IR	10					μA
At Rated DC Blocking Voltage @Tj = 125°C		5					mA
Average rectified forward current 60Hz sine wave,R-load with heatsink Tc=62°C	Io	35					A
Peak forward surge current 8.3ms single half sine-wave superimposed on rated load	IFSM	450					A
RMS Isolation Voltage from Case to Lead	VISOL	2500					V
Max instantaneous forward voltage @17.5A/25°C	VF	1.1					V
Typical Thermal Resistance per Element	RθJC	1					°C/W
I2t Rating for Fusing	I2t	1030					A2sec
Operating junction temperature	Tj	-40~150					°C
Storage temperature	Tstg	-40~150					°C

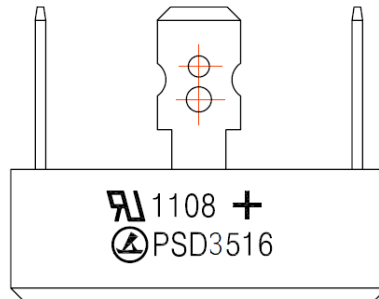
PSD3508 Thru PSD3516

2. Ratings and Characteristic Curves ($T_A = 25^\circ\text{C}$ unless otherwise noted)



PSD3508 Thru PSD3516

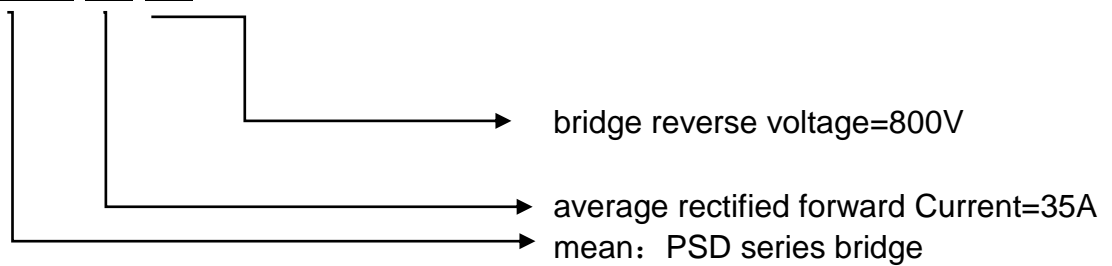
3. Marking Identification



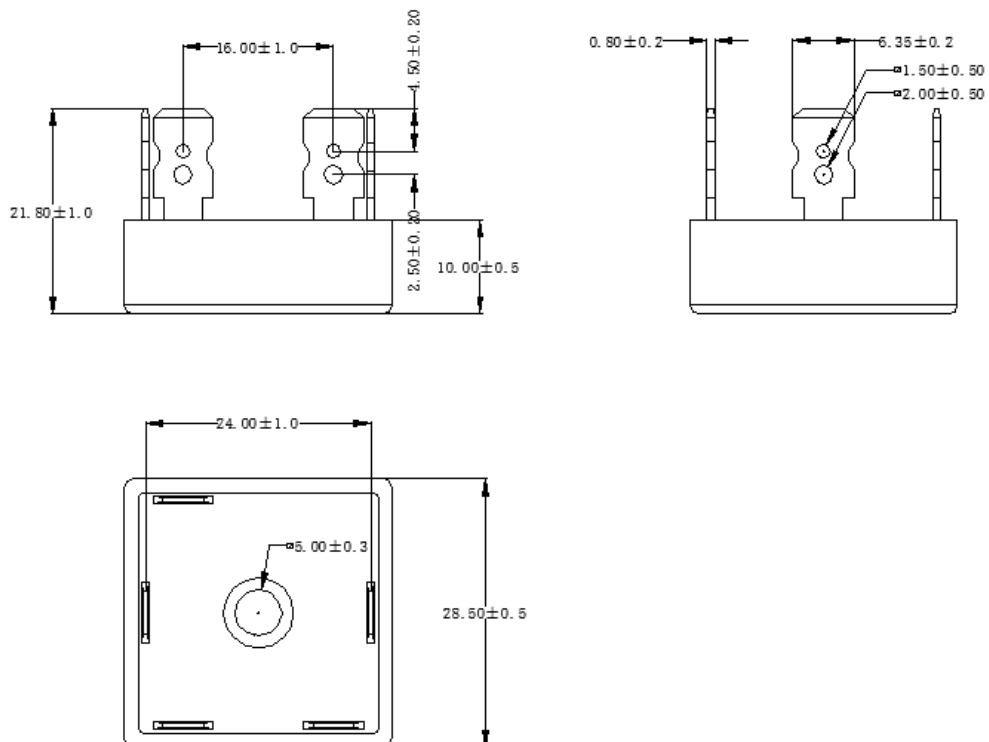
Note:

生产日期码包含4位数字，例如“1040”，前两个数字“10”表示为2010年，另外二个数字“40”是指第40周，即表示该产品为2010年40周生产。

型号：**PSD 35 14**



4. Dimension



PSD3508 Thru PSD3516

5. Update Record

版次	更新记录	更新作者	更新日期
1	第一版	王锋	2010-5-25