


AC/DC Digital Power Controller for High Power Factor Dimmable LED Drivers

1 Description

The iW3616 is a two-stage, high-performance AC/DC offline power supply controller for dimmable LED luminaires. It applies advanced digital control technology to detect the dimmer type and phase, which provides dynamic impedance to interface the dimmer and control the LED brightness at the same time. The iW3616 uses Dialog's unique digital **Flickerless™** technology to eliminate visible flicker in the entire dimming range and minimize low frequency output ripple current.



With advanced dimmer detection technology, the iW3616 can operate with most wall dimmers including leading-edge dimmers (R-type or R-L type) and trailing-edge dimmers (R-C type). In addition, the iW3616's cycle-by-cycle waveform analysis technology allows fast dimmer setting response. When no dimmer is on the line, the iW3616 optimizes the power factor and minimizes the current harmonic distortion to the AC line.

The iW3616 operates the main power converter that delivers constant current to the LED load in quasi-resonant mode to provide high power efficiency and minimize electro-magnetic interference (EMI). It uses Dialog's patented **PrimAccurate™** primary-side sensing technology to achieve excellent LED current regulation under different AC line and LED load voltages, without using a secondary-side feedback circuit and eliminating the need for an optocoupler.

The iW3616 minimizes the external components count by simplifying the EMI filter with Dialog's **EZ-EMI®** technology. The intelligent dimmer detection technology eliminates the need for a high-power bleeder. Additionally, the digital control loop of the iW3616 maintains stable overall operating conditions without the need for loop compensation components.

2 Features

- Isolated/non-isolated offline 120V_{AC}/230V_{AC} LED driver up to 12W output power
 - » Intelligent dimmer interface eliminates dedicated high-power bleeder
- Wide line frequency ranges (from 45Hz to 66Hz)
- Meets IEC61000-3-2 requirement
- Total harmonic distortion < 15% with PF > 0.95
- Wide dimmer compatibility
 - » Leading-edge dimmer
 - » Trailing-edge dimmer
 - » Digital dimmer
 - » Occupancy sensors and timers
- Under 20% output ripple current
- Wide dimming range from 1% to 100%
- **Flickerless™** LED dimming
- Resonant control to achieve high efficiency (typical > 85% without dimmer)
- Over-temperature LED current foldback
- Small solution size
 - » Two-stage topology enables small-size input and output filter capacitors
 - » 200kHz maximum switching frequency enables small transformer
- **PrimAccurate™** primary-side sensing eliminates the need for optocoupler feedback
- Tight LED current regulation (± 5%)
- Fast start-up (< 0.5s without dimmer)
- Supports hot-plug LED module (Zhaga)
- Compatible with NEMA SSL6 dimming curve standard
- Supports wide LED output voltage range
- Multiple protection features:
 - » LED open-circuit and short-circuit protection
 - » Over-current and over-temperature protection
 - » Current sense resistor short-circuit protection
 - » AC line over-voltage/-frequency protection

3 Applications

- Dimmable LED retrofit lamps up to 12W
- Dimmable LED ballast and luminaires up to 12W

AC/DC Digital Power Controller for High Power Factor Dimmable LED Drivers

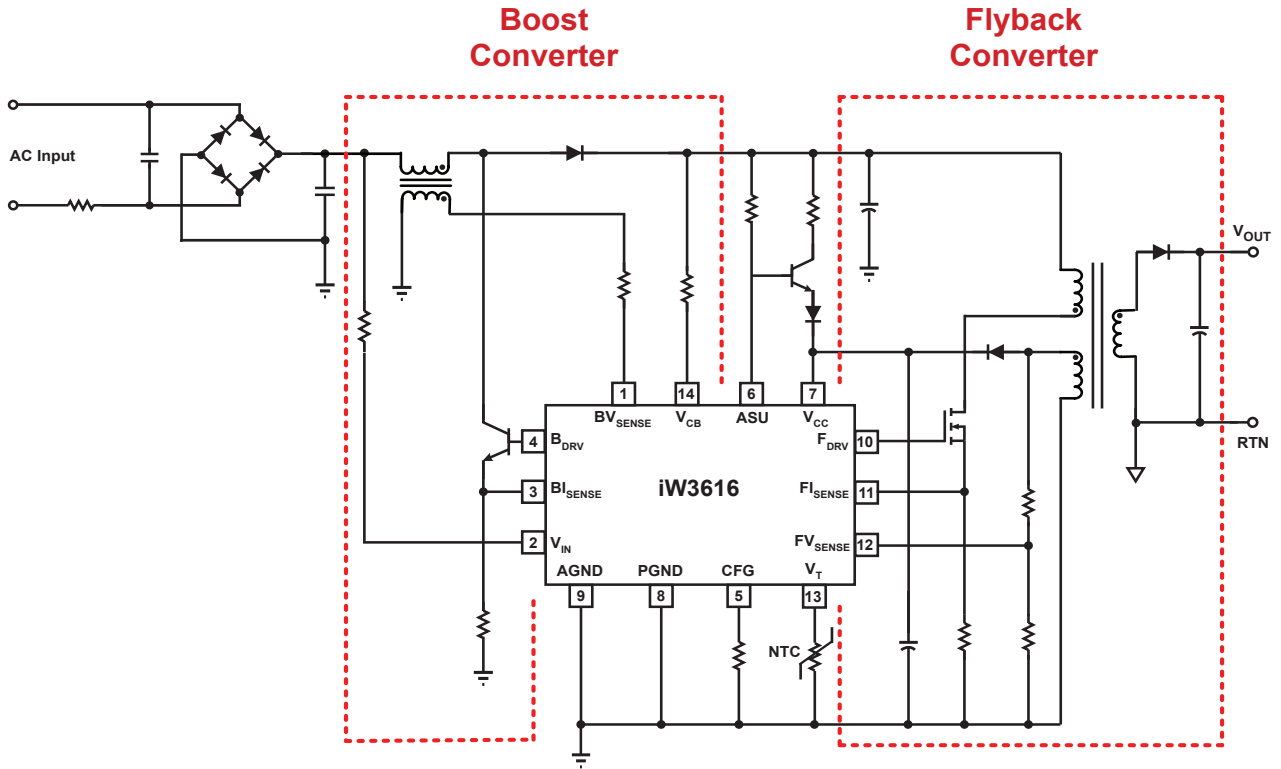


Figure 3.1 : iW3616 Simplified Schematic

AC/DC Digital Power Controller for High Power Factor Dimmable LED Drivers

4 Pinout Description

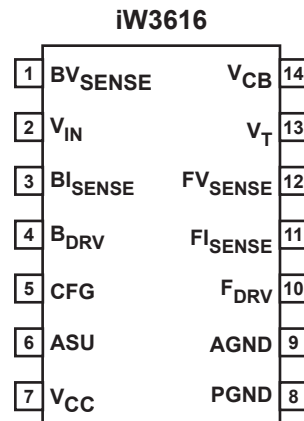


Figure 4.1 : 14-Lead SOIC Package

Pin Number	Pin Name	Type	Pin Description
1	BV _{SENSE}	Analog Input	Boost inductor voltage feedback input
2	V _{IN}	Analog Input	Rectified AC line voltage input
3	BI _{SENSE}	Analog Input	Boost current sense input
4	B _{DRV}	Output	Base drive output for boost BJT
5	CFG	Analog In/Out	Driver parameter configuration pin and auxiliary driver
6	ASU	Output	Active start-up and bleeder control
7	V _{CC}	Power	Power supply for control logic and voltage sense for power-on reset circuit. A decoupling capacitor of 0.1μF or so should be connected between the V _{CC} pin and GND.
8	PGND	Ground	Power ground
9	AGND	Ground	Signal ground. It should be connected to the power ground on PCB.
10	F _{DRV}	Output	Gate drive output for flyback MOSFET
11	FI _{SENSE}	Analog Input	Flyback current sense (used for cycle-by-cycle peak current control and limit)
12	FV _{SENSE}	Analog Input	Flyback voltage sense (used for primary-side regulation and ZVS)
13	V _T	Analog Input	External power limit shutdown control and external over-temperature power derating
14	V _{CB}	Analog Input	Boost output voltage feedback input

AC/DC Digital Power Controller for High Power Factor Dimmable LED Drivers

5 Absolute Maximum Ratings

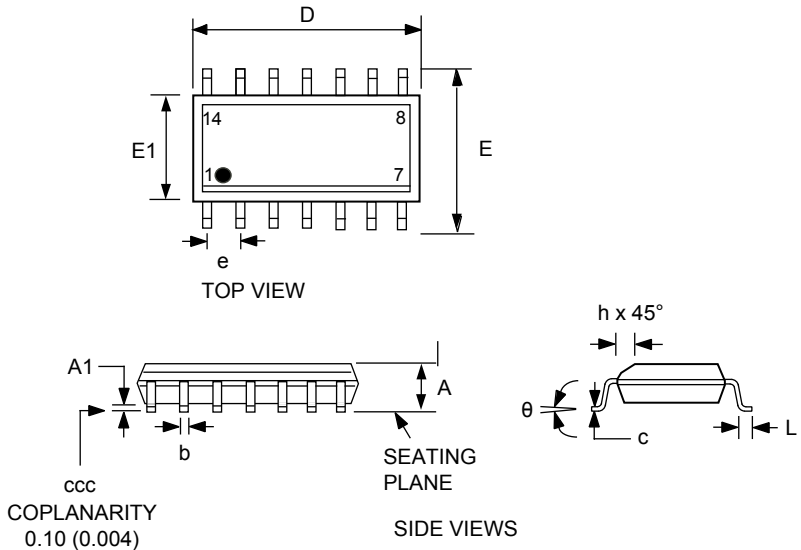
Absolute maximum ratings are the parameter values or ranges which can cause permanent damage if exceeded. For maximum safe operating conditions, refer to Electrical Characteristics in Section 6.

Parameter	Symbol	Value	Units
DC supply voltage range (pin 7)	V_{CC}	-0.3 to 18	V
F_{DRV} output (pin 10)		-0.3 to 18	V
B_{DRV} output (pin 4)		-0.3 to 4.0	V
CFG input (pin 5)		-0.3 to 4.0	V
CFG output (pin 5)		-0.3 to 18	V
FV_{SENSE} input (pin 12, $I \leq 10\text{mA}$)		-0.7 to 4.0	V
BV_{SENSE} input (pin 1, $I \leq 3\text{mA}$)		-0.7 to 4.0	V
V_{IN} input (pin 2)		-0.3 to 18	V
V_{CB} input (pin 14)		-0.3 to 18	V
FI_{SENSE} input (pin 11)		-0.3 to 4.0	V
BI_{SENSE} input (pin 3)		-0.3 to 4.0	V
ASU output (pin 6)		-0.3 to 18	V
V_T input (pin 13)		-0.3 to 4.0	V
Maximum junction temperature	T_{JMAX}	150	°C
Operating junction temperature	T_{JOPT}	-40 to 150	°C
Storage temperature	T_{STG}	-65 to 150	°C
Thermal Resistance Junction-to-PCB Board Surface Temperature	ψ_{JB}	45	°C/W
ESD rating per JEDEC JESD22-A114		±2,000	V
Latch-up test per JESD78A		±100	mA

AC/DC Digital Power Controller for High Power Factor Dimmable LED Drivers

6 Physical Dimensions

14-Lead SOIC Package



Symbol	Inches		Millimeters	
	MIN	MAX	MIN	MAX
A	0.053	0.069	1.35	1.75
A1	0.004	0.010	0.10	0.25
b	0.013	0.020	0.33	0.51
c	0.007	0.010	0.19	0.25
D	0.337	0.344	8.55	8.75
E1	0.150	0.157	3.80	4.00
E	0.228	0.244	5.80	6.20
e	0.050 BSC		1.27 BSC	
L	0.016	0.050	0.40	1.27
h	0.010	0.020	0.25	0.50
θ	0°	8°	0°	8°
ccc	0.004		0.10	

Compliant to JEDEC Standard MS12F

Controlling dimensions are in inches; millimeter dimensions are for reference only

This product is RoHS compliant and Halide free.

Soldering Temperature Resistance:

[a] Package is IPC/JEDEC Std 020D Moisture Sensitivity Level 1

[b] Package exceeds JEDEC Std No. 22-A111 for Solder Immersion Resistance; package can withstand 10 s immersion < 260°C

Dimension D does not include mold flash, protrusions or gate burrs. Mold flash, protrusions or gate burrs shall not exceed 0.15 mm per end. Dimension E does not include interlead flash or protrusion. Interlead flash or protrusion shall not exceed 0.25 mm per side.

The package top may be smaller than the package bottom. Dimensions D and E are determined at the outermost extremes of the plastic body exclusive of mold flash, tie bar burrs, gate burrs and interlead flash, but including any mismatch between the top and bottom of the plastic body.

Figure 6.1 : 14-Lead SOIC Package

7 Ordering Information

Part no.	Options	Package	Description
iW3616-00	120V _{AC} Input	SOIC-14	Tape & Reel ¹
iW3616-01	230V _{AC} Input	SOIC-14	Tape & Reel ¹

Note 1: Tape & Reel packing quantity is 2,500/reel. Minimum ordering quantity is 2,500.

AC/DC Digital Power Controller for High Power Factor Dimmable LED Drivers

Disclaimer

Information in this document is believed to be accurate and reliable. However, Dialog Semiconductor does not give any representations or warranties, expressed or implied, as to the accuracy or completeness of such information. Dialog Semiconductor furthermore takes no responsibility whatsoever for the content in this document if provided by any information source outside of Dialog Semiconductor.

Dialog Semiconductor reserves the right to change without notice the information published in this document, including without limitation the specification and the design of the related semiconductor products, software and applications.

Applications, software, and semiconductor products described in this document are for illustrative purposes only. Dialog makes no representation or warranty that such applications, software and semiconductor products will be suitable for the specified use without further testing or modification. Unless otherwise agreed in writing, such testing or modification is the sole responsibility of the customer and Dialog excludes all liability in this respect.

Customer notes that nothing in this document may be construed as a license for customer to use the Dialog products, software and applications referred to in this document. Such license must be separately sought by customer with Dialog Semiconductor.

All use of Dialog Semiconductor products, software and applications referred to in this document are subject to Dialog Semiconductor's [Standard Terms and Conditions of Sale](#), available on the company website (www.dialog-semiconductor.com) unless otherwise stated.

Dialog and the Dialog logo are trademarks of Dialog Semiconductor plc or its subsidiaries. All other product or service names are the property of their respective owners.

© Copyright 2016 Dialog Semiconductor. All rights reserved.

RoHS Compliance

Dialog Semiconductor complies to European Directive 2001/95/EC and from 2 January 2013 onwards to European Directive 2011/65/EU concerning Restriction of Hazardous Substances (RoHS/RoHS2).

Dialog Semiconductor's statement on RoHS can be found on the customer portal <https://support.diasemi.com/>. RoHS certificates from our suppliers are available on request.

Contacting Dialog Semiconductor

United Kingdom

Dialog Semiconductor (UK) Ltd
Phone: +44 1793 757700

Germany

Dialog Semiconductor GmbH
Phone: +49 7021 805-0

The Netherlands

Dialog Semiconductor B.V.
Phone: +31 73 640 88 22

Email

info_pcbg@diasemi.com

North America

Dialog Semiconductor Inc.
Phone: +1 408 845 8500

Japan

Dialog Semiconductor K. K.
Phone: +81 3 5425 4567

Taiwan

Dialog Semiconductor Taiwan
Phone: +886 281 786 222

Web site:

www.dialog-semiconductor.com

Singapore

Dialog Semiconductor Singapore
Phone: +65 648 499 29

Hong Kong

Dialog Semiconductor Hong Kong
Phone: +852 2607 4271

Korea

Dialog Semiconductor Korea
Phone: +82 2 3469 8200

China

Dialog Semiconductor
(Shenzhen)
Phone: +86 755 2981 3669

Dialog Semiconductor
(Shanghai)

Phone: +86 21 5424 9058