

Operation: NANO-SIM SOCKETS & 推-拉式 微型识别卡座



LTEM NO.: SNO-1307 (Consumer Electronics)

(12.35L × 9.80W × 1.40H & NANO-SIM Sockets)

MEMORY-CARD-SOCKETS



Technical parameter

表面贴装 SMT

PROJECT	LEVEL	A[better product]		B[average product]	
		A[better product]		B[average product]	
Electrical Properties	Contact Rating	50mA, 24V DC			
	Initial Contact Resistance	50mΩ max.		80mΩ max.	
	Insulation Resistance	100MΩ min.500V DC			
	Withstand Voltage	500V AC for 1 minute		350 V AC for 1 minut	
Durable Performance	There No Load	8,000 Cycles		6,500 Cycles	
	Rated Load	6,500 Cycles		5,000 Cycles	
	Storage temp.	-35℃~+75℃(Operating Temp:)			

側向操作 PULL

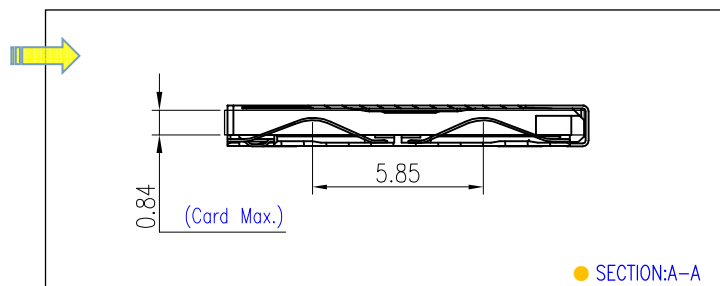
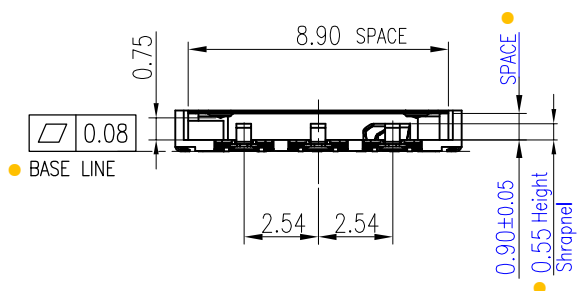
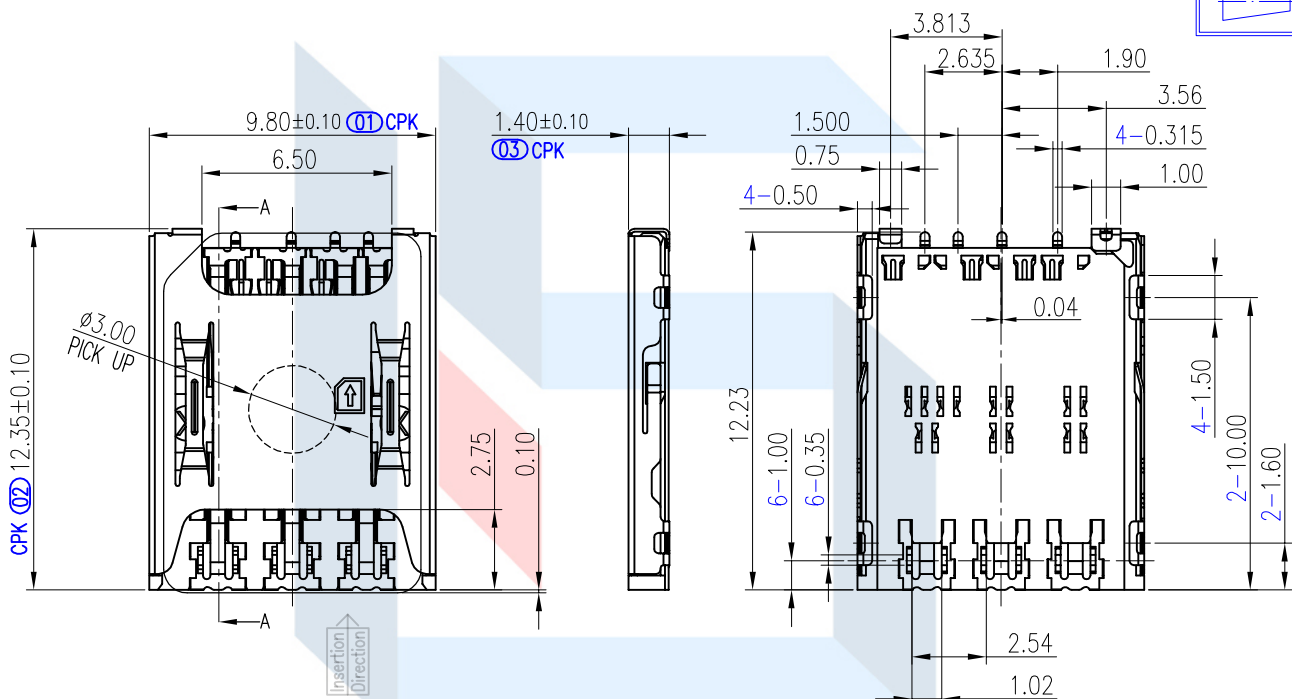
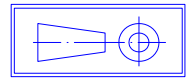
精密部品 NICETY

可靠 STABILIZE

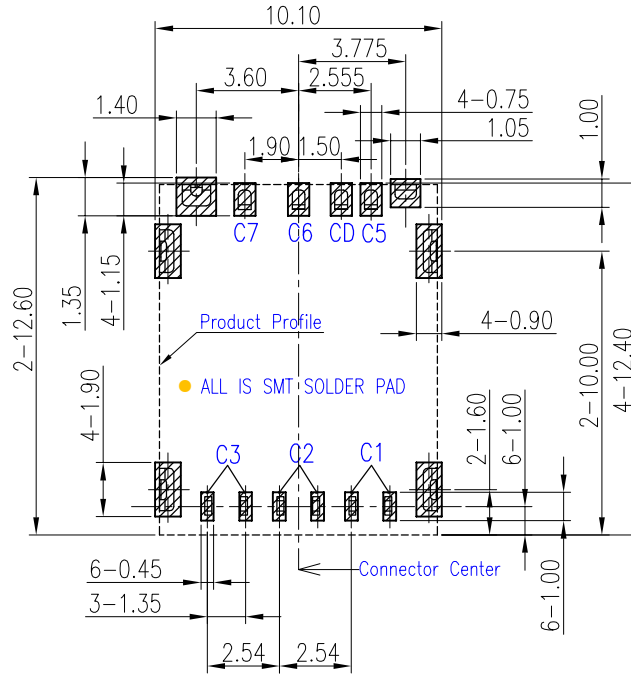
適合環保 RoHS

Page1

Unit:mm



Operating Force	Inward	2.5~4.5N. (1N.=100gram-force)	Solder-ability (Max.)	IR Reflow:255°C, 5sec.
	Exiting	2.5~4.5N. (1N.=100gram-force)		Manual:350°C, 3sec.

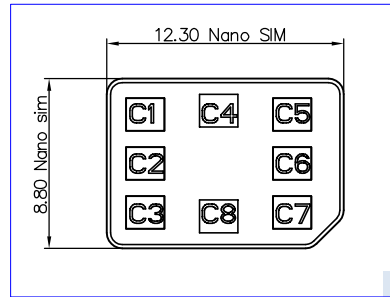


Pin definition

RECOMMENDED PCB LAYOUT TOP VIEW (TOLERANCE:±0.05)

RECOMMENDED METAL MASK T=0.12MM

SIM CARD			
Pin No.	Pin NAME	Type	Description
C ①	卡電源	1	VCC
C ②	復位	1	RST
C ③	時鐘	1	CLK
C ⑤	接地	1	GND
C ⑥	Vpp	1	VPP
C ⑦	輸入/輸出	1	I/O
CD PIN	插卡檢測	1	CARD DETECT



NANO-SIM

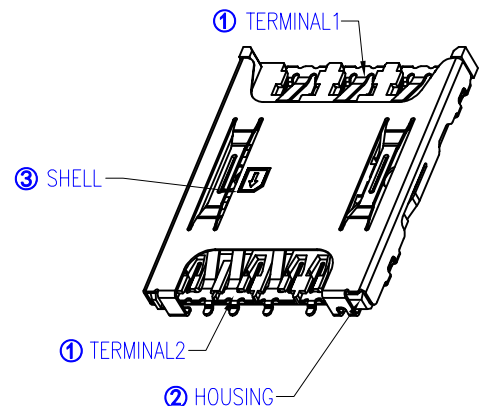
DECIMALS	ANGLES
.X :±0.25	X.° :±1.5°
.XX :±0.15	X.X° :±1.0°
.XXX :±0.10	.XXX° :±0.5°

SW Circuit Description for Connector:

CARD INSERTION STATE	DETECT SWITCH CIRCUIT STATE	SCHEMATIC
UNMATED	OPENED	DETECT PIN [CD] - [C5]
MATED	CLOSED	DETECT PIN [CD] - [C5]

Material declaration

NAME	MATERIAL	PLATING
① 接觸端子 Terminal	C5210-EH (t=0.12mm)磷銅【镍基 Ni50u" 鍍金 1u"】	G/F
② 基座 Housing	LCP 耐热塑胶 (UL94V-0) BLACK	SET
③ 上盖 Shell	SUS304-H(t=0.12mm)不锈钢【GND 焊点鍍金 1u"】	AU/Ni



注記 NOTICE

1. 碩方公司擁有最終解釋權; The SOFNG company reserves the right of final interpretation;
2. 文件禁止外洩、轉載; Leaked and reproduced prohibited;
3. 未經授權修改無效。Modify is invalid.