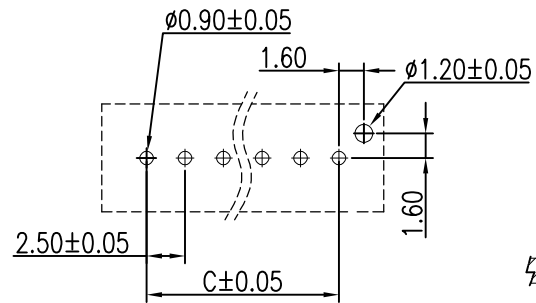
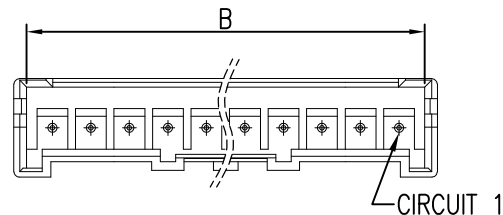
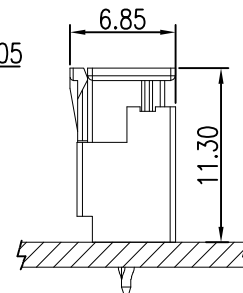


LDC	DIST	REVISIONS					
		P	LTR	DESCRIPTION	DATE	DWN	APV/D
		A		FIRST VERSION	23NOV2016	G.F	S.M



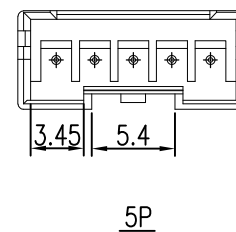
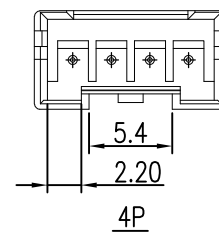
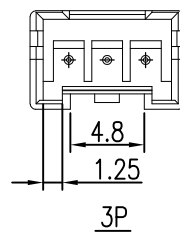
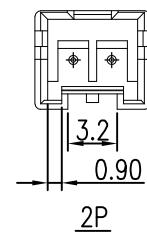
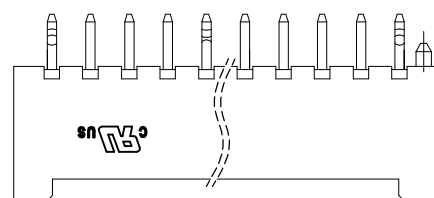
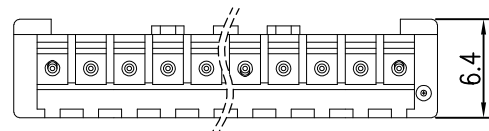
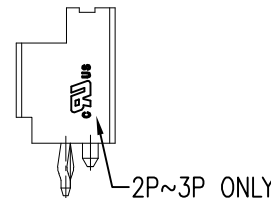
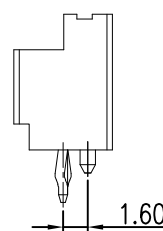
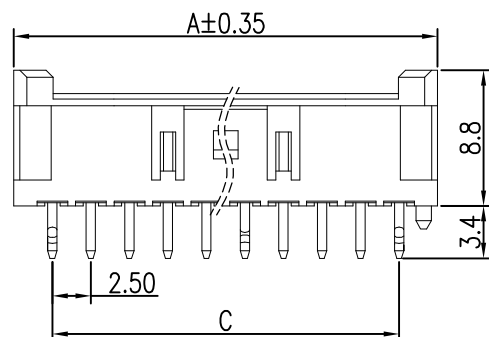
**RECOMMENDED PCB LAYOUT**  
PCB THK=1.6±0.05



**TOP ENTRY TYPE**

**NOTE:**

- MATERIAL:**  
HOUSING: THERMOPLASTIC NYLON66  
UL94V-0. COLOR-NATURAL  
CONTACT: COPPER ALLOY.
- CONTACT FINISH:**  
80u" Min. TIN PLATED OVER 30u" Min. NICKEL PLATED



3-2834204-1	47.50	50.83	52.50	20
2-2834204-9	45.00	48.33	50.00	19
2-2834204-8	42.50	45.83	47.50	18
2-2834204-7	40.00	43.33	45.00	17
2-2834204-6	37.50	40.83	42.50	16
2-2834204-5	35.00	38.33	40.00	15
2-2834204-4	32.50	35.83	37.50	14
2-2834204-3	30.00	33.33	35.00	13
2-2834204-2	27.50	30.83	32.50	12
2-2834204-1	25.00	28.33	30.00	11
1-2834204-9	22.50	25.83	27.50	10
1-2834204-8	20.00	23.33	25.00	9
1-2834204-7	17.50	20.83	22.50	8
1-2834204-6	15.00	18.33	20.00	7
1-2834204-5	12.50	15.83	17.50	6
1-2834204-4	10.00	13.33	15.00	5
1-2834204-3	7.50	10.83	12.50	4
1-2834204-2	5.00	8.33	10.00	3
1-2834204-1	2.50	5.83	7.50	2
P/N	DIM C	DIM B	DIM A	POS

THIS DRAWING IS A CONTROLLED DOCUMENT.

DIMENSIONS: M/M	TOLERANCES UNLESS OTHERWISE SPECIFIED:	DWN: GEORGE FU 23NOV2016	CHK: SHI MING 23NOV2016	APV/D: XU XIANG 23NOV2016	NAME: 2.5mm PITCH VERTICAL DIP TYPE HEADER
0 PLC ±	1 PLC ±0.30	MATERIAL: NYLON66		SIZE: A2	CAGE CODE: C-2834204
2 PLC ±0.20	3 PLC ±0.10	FINISH: #3*		SCALE: 1:1	SHEET 1 OF 1
4 PLC ±	ANGLES: #3*	NOTE 1		RESTRICTED TO: -	REV: A
NOTE 2		CUSTOMER DRAWING		DATE: 23NOV2016	

STE TE Connectivity