

2.0x1.6 SMD Crystal

Part Number Guide

T-M-FF.FFFM-LC-FTFS-OT-ESR-TR-S

T (Type型号): KC=2.0x1.6 SMD 4pads

M (Mode of Operation振荡模式): F=Fundamental

F (Frequency标称频率): Normal - 5 digitals of Frequency, e.g. 26.000M
 Special - All digitals of Frequency, e.g. 28.63636M

LC (Load Capacitance负载电容): 20=20pf 00=series, etc

FT (Frequency Tolerance调整频差): 30=±30 ppm, etc


FS (Frequency Stability温度频差): 50=±50 ppm, etc

OT (Operating Temperature工作温度): 1060=-10°C to +60°C 4085=-40°C to +85°C, etc

ESR (Equivalent Series Resistance等效阻抗)

TR (Tape and Reel编带)

S (Special Requirement特殊要求)

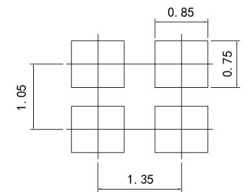
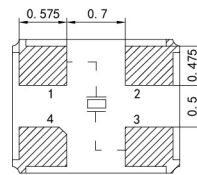
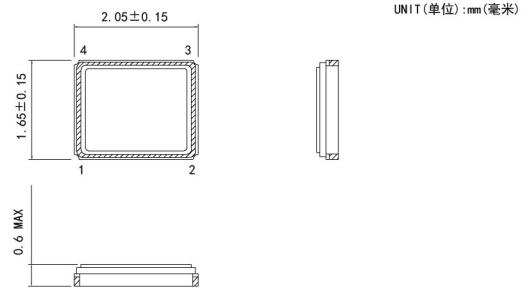


Pb Free RoHS Compliant
 Directive 2002/95/EC

Electrical Specifications 电气参数

型号	Holder Type	2.0x1.6mm Ceramic Surface Mount
频率范围	Frequency Range	16.000MHz to 60.000MHz
调整频差	Frequency Tolerance (ΔF) (at 25°C)	±10ppm to ±100ppm
温度频差	Frequency Stability	±10ppm to ±100ppm
工作温度范围	Operating Temperature Range	-10°C ~ +60°C to -40°C ~ +85°C
储存温度范围	Storage Temperature Range	-40°C to +85°C
老化	Aging (25°C)	±5ppm/year Maximum
静电容	Shunt Capacitance(C0)	7pF Maximum
激励功率	Drive Level	10μW Typical
绝缘阻抗	Insulation Resistance(Rs)	500 Megaohms Minmun at D.C100V
负载电容	Load Capacitance(CL)	Suggest by customer

Mechanical Dimensions 外型尺寸



suggested solder pad layout

Note) #2, #4 is connected with a cover
 (Please connect with a GND or a power supply)

Equivalent Series Resistance and Mode of Operation 等效阻抗和振荡模式

Frequency Range 频率范围	ESR (Ω) 等效阻抗	Mode 振荡模式
16.000-20.000MHz	200Max	Fundamental
20.000-30.000MHz	100Max	Fundamental
≥30.000MHz	80Max	Fundamental

Reflow Condition 回流焊条件

