由 Autodesk 教育版产品制作

Kinghelm®

A4

REV	ECN NO	DESCRIPTION	DATE	APPD
A		NEW RELEASE	2016.12.09	曾庆勇

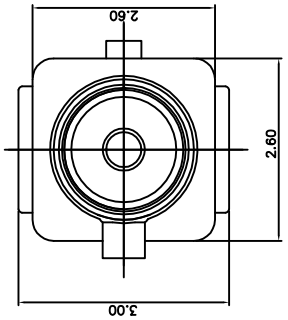

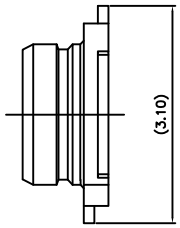

CENTER CONTACT

GROUND CONTACT

RECOMMENDED PCB LAYOUT

(TOLERANCE:±0.05)

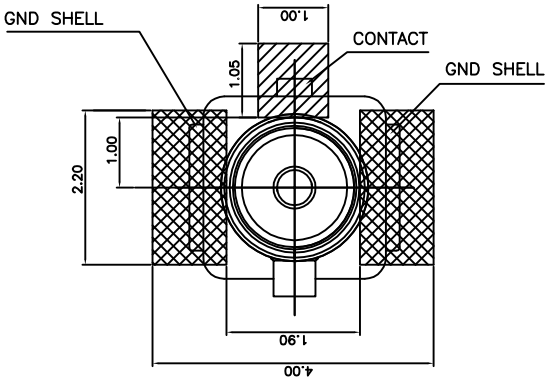

RECOMMENDED PCB LAYOUT

(TOLFRANCF:±0.05)

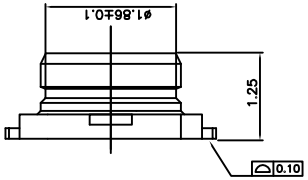

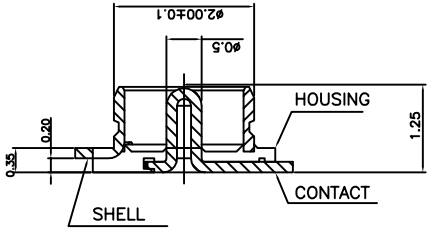

NOTE:

1. HOUSING MATERIAL: THERMOPLASTIC, white, UL 94V-0;
   CONTACT MATERIAL: COPPER ALLOY;
   GOLD PLATED: CONTACT AREA 2u" Min & SOLDER AREA 1u" Min;
   SHELL MATERIAL: COPPER ALLOY;
   GOLD PLATED: CONTACT AREA 0.0508um Min & SOLDER AREA 0.0254um Min;
2. PERFORMANCE:
   2.1. CONTACT RESISTANCE: 20mOHM Max.
   2.2. DIELECTRIC WITHSTANDING VOLTAGE: 100V AC FOR 1MINUTE;
   2.3. INSULATION RESISTANCE: 500MOHM Min.
3. COPLANARITY: 0.1mm Max.
4. APPLIED TO IR SOLDERING RROCESS.

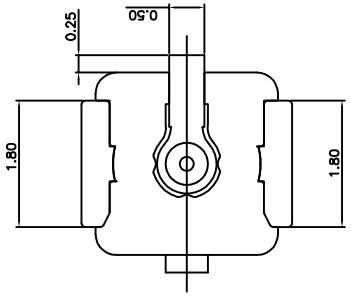

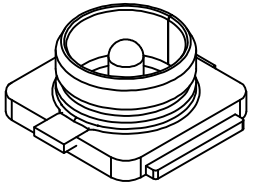

EXTEND USE RF1 BOARD CONN	UNIT mm	TITLE RF1 BOARD CONN ASSEMBLY DWG		深圳市金航标电子有限公司
GENERAL TOLERANCE DIMENTION: 0. ±0.10; .0 ±0.05; .00 ±0.03; .000 ±0.02 ANGLES: 0. ±3.0°; .0 ±2.0°; .00 ±1.0°	MATERIAL	APPD		DWG NO 19.002A0
	QTY	CHD 熊 智 2016.12.09		P/N: 19.002A0-0001R0
	FINISHED	DRN 丁济松 2016.12.09	SHEET 1/1	SCALE 1:1 / REV A

由 Autodesk 教育版产品制作