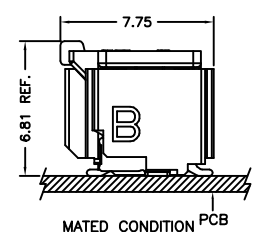
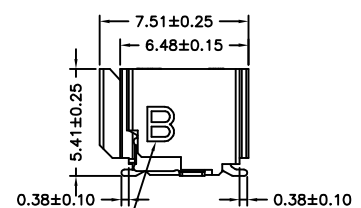
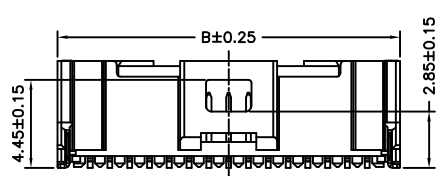
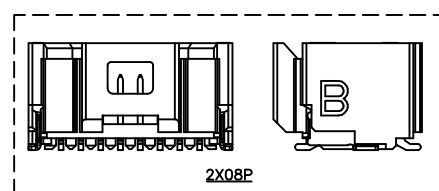
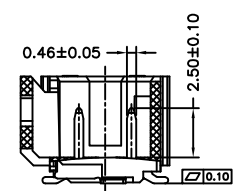
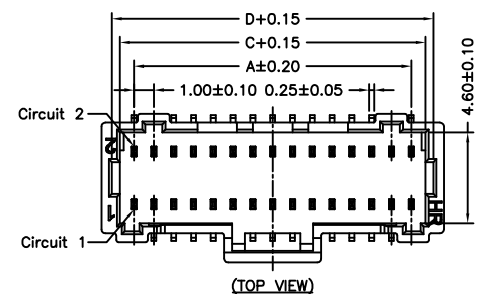


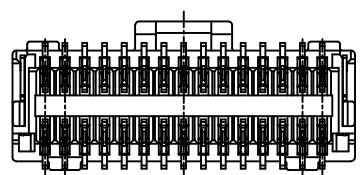
P/N LEGEND

A1014 WVB-S-2XNP XXX				
①	②	③	④	⑤
Series No.	Connector type: WVA=Vertical B Type	Mounting type: S=SMT without boss	No. of circuits	Option code:
Blank=Contacts/Gold-flash and Solder tabs/Matte Tin-plated				

SPECIFICATIONS  
 Current Rating: 0.8A AC,DC  
 Voltage Rating: 50V AC,DC  
 Temperature Range: -25°C ~ +85°C  
 Contact Resistance: 20mΩ Max.  
 Insulation Resistance: 100MΩ Min.  
 Withstanding Voltage: 250V AC/minute  
 Pin Material: Phosphor Bronze  
 Solder Tabs: Brass  
 Material: Nylon 6T,UL94V-0  
 Cap: Nylon 6T,UL94V-0,Natural(Beige)  
 Color: Natural(Beige)



Circuit No.	Dimensions			
	A	B	C	D
2X08P	7.00	10.30	8.45	9.25
2X10P	9.00	12.30	10.45	11.25
2X15P	14.00	17.30	15.45	16.25
2X16P	15.00	18.30	16.45	17.25
2X20P	19.00	22.30	20.45	21.25
2X25P	24.00	27.30	25.45	26.25



diacritical sign

						燦達電子工業股份有限公司 JOINT TECH ELECTRONIC IND. CO., LTD.			
UNIT		SCALE	SHEET		TITLE:				
mm		1 : 1	1 of 2		1.00mm PITCH 180° WAFER-SMT TYPE				
DRAWN BY		APPROVED BY		DRAW NO. : A1014WVB-S-2XNP					
歐陽小強		謝瑞清							
2009.09.01		2009.09.01		REV. A2					
GENERAL TOLERANCE							ANGLE±		
X. X±0.25		X. XX±0.15		REV. A2					
X. XXX±0.05									
A2	EN1008200220	2010.10.06	陳錦展						
REV.	DESCRIPTION	DATE	NAME						